

Infond Funds

FACT SHEETS

Infond 2040

Infond Alfa

Infond Balkan

Infond Beta

Infond Bond - Euro

Infond BRIC

Infond Consumer

Infond Defensive

Infond Dividend

Infond Družbeno odgovorni

Infond Dynamic

Infond Energy

Infond Europe

Infond Financials

Infond Frontier

Infond Global Flex

Infond Life

Infond Select

Infond ShortTerm Bond - Euro

Infond Smart Quality

Infond Technology

Infond USA

PERFORMANCE - 1 YR

+6,64%

PERFORMANCE - 3 YR

+8,35%

Infond Umbrella Fund

Infond 2040, target date subfund

Investment policy

A professionally managed, well-diversified investment portfolio in a single fund. Infond 2040 allocates assets among equity, bond and money market instruments based on its investment strategy.

Suitable for

Above all for investors with financial goal targeted around year 2040. On basis of its investment policy the subfund will gradually turn from predominantly equity to predominantly bond subfund as approaching year 2040.

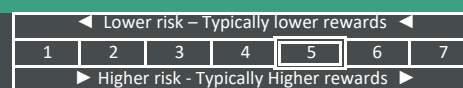
TOP 10 Holdings as at 28.02.2020

	ISIN	%
ISHARES EURO AGGREGATE BOND	IE00B3DKXQ41	2,62
ALIBABA	US01609W1027	2,47
ISHARES EURO CORPORATE BOND EX-FINANCIALS	IE00B4L5ZG21	2,10
MICROSOFT	US5949181045	2,00
AMAZON	US0231351067	1,99
ISHARES MSCI EMERGING MARKETS	US4642872349	1,96
ROCHE HOLDING	CH0012032048	1,92
SALESFORCE.COM	US79466L3024	1,88
ISHARES MSCI JAPAN	US46434G8226	1,87
APPLE	US0378331005	1,81

Fund overview as at 28.02.2020

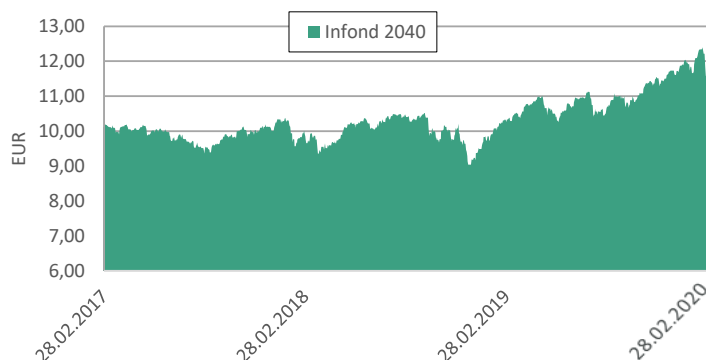
ISIN	SI0021401672
Net asset value (NAV)	€10,94
Total Net Assets (EUR)	1.034.088 €
Initial charge	0%
Redemption fee	max. 3%
Management fee	descending from 1.75% to 0,50%
Inception date	09.01.2017

Synthetic Risk Reward Indicator

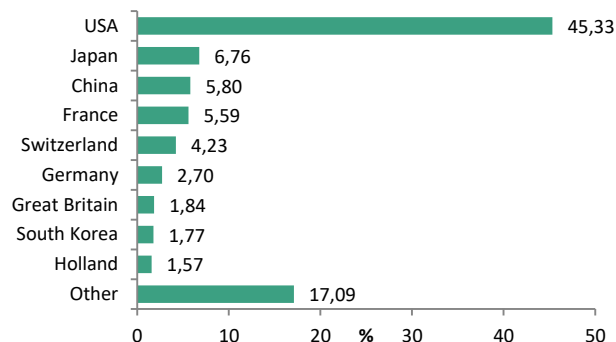


Sub-funds of the category 5 had medium to high volatility in the past. Volatility shows how much has the asset value per unit fluctuated upwards and downwards in the past. Considering the historical data on volatility, the sub-fund's asset units of category 5 may be exposed to medium to high price fluctuations.

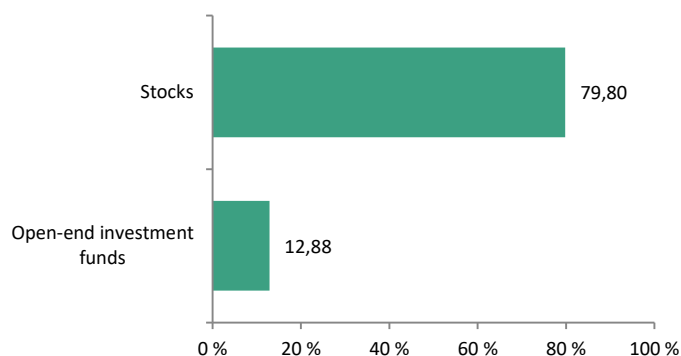
Fund performance



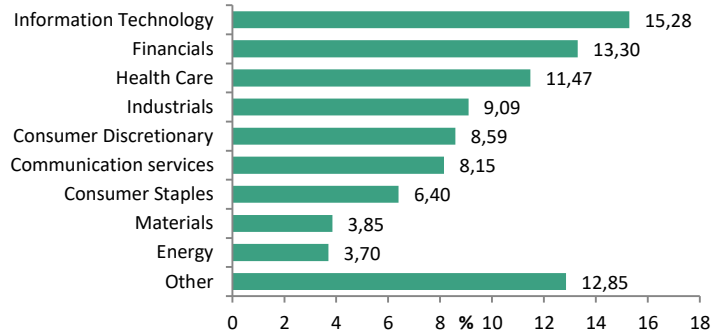
Geographic allocation



Asset Allocation



Sector allocation



SAVA INFOND, DRUŽBA ZA UPRAVLJANJE, D.O.O.

Ulica Vita Kraigherja 5, SI-2000 Maribor

Tel: +386 2 229 74 40, Fax: +386 2 229 74 89, E: info@infond.si

PERFORMANCE - 1 YR

+5,54%

PERFORMANCE - 3 YR

+10,49%

PERFORMANCE - 5 YR

+18,25%

Infond Umbrella Fund

Infond Alfa, mixed subfund

Investment policy

Infond Alfa is the global balanced mixed subfund of the Infond Umbrella Fund. It invests between 35 and 65% of assets in shares and unites of equity target funds without regional or sectoral limitation.

Suitable for

As a mixed subfund, Infond Alfa is geared toward investors who are looking for a mixture of safety, income and modest capital appreciation. The recommended duration of an investment is at least five years.

TOP 10 Holdings as at 28.02.2020

	ISIN	%
NEXT FUNDS JPX NIKKEI 400	JP3047670009	2,56
AMAZON	US0231351067	1,70
DEUTSCHLAND - DBR 0.5	DE0001102440	1,65
FRANCE - FRTR 0.5	FR0013407236	1,63
REPUBLIC OF AUSTRIA - RAGB 0.5	AT0000A269M8	1,63
EIB - EIB 3.5	XS0755873253	1,61
REPUBLIC OF FINLAND - RFGB 2.75	FI4000037635	1,61
REPUBLIC OF IRELAND - IRISH 1.1	IE00BH3SQ895	1,60
SLOVAKIA - SLOVGB 1	SK4120014150	1,58
KINGDOM OF THE NETHERLANDS - NETHER 0.75	NL0012171458	1,57

Fund overview as at 28.02.2020

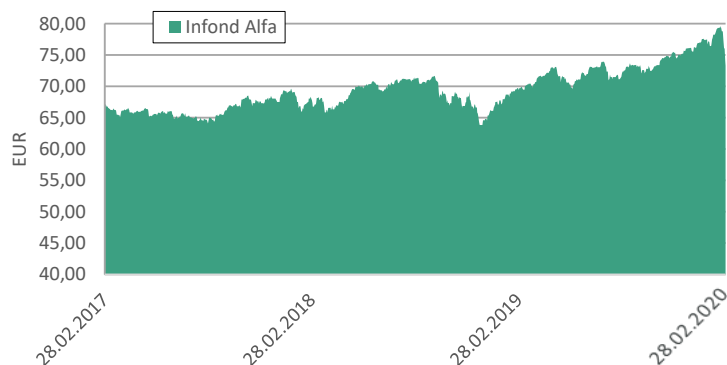
ISIN	SI0021400161
Net asset value (NAV)	€73,28
Total Net Assets (EUR)	35.230.282 €
Initial charge	max. 3 %
Redemption fee	0%
Management fee	2,00%
Inception date	01.03.1994

Synthetic Risk Reward Indicator

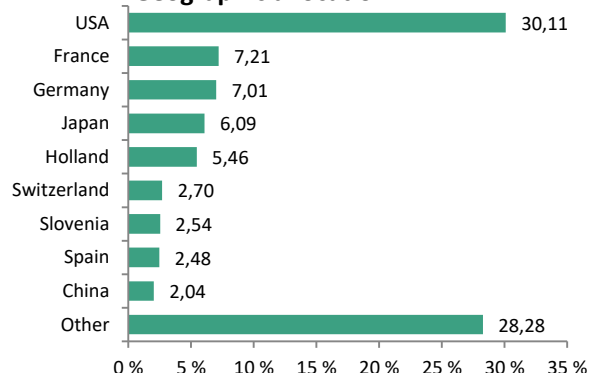
◀ Lower risk – Typically lower rewards ▶						
1	2	3	4	5	6	7
▶ Higher risk - Typically Higher rewards ▶						

Sub-funds of the category 4 were medium volatile in the past. Volatility shows how much did the asset value per unit fluctuate upwards and downwards in the past. Considering the historical data on volatility, the sub-fund's asset units of category 4 may be exposed to medium price fluctuations. Mixed portfolio composition enables higher exposure to debt investments, which increases the credit risk. In case that the issuer becomes insolvent or finds himself in economic problems it can happen that the debtor does not settle his obligations towards the sub-fund in total or in time.

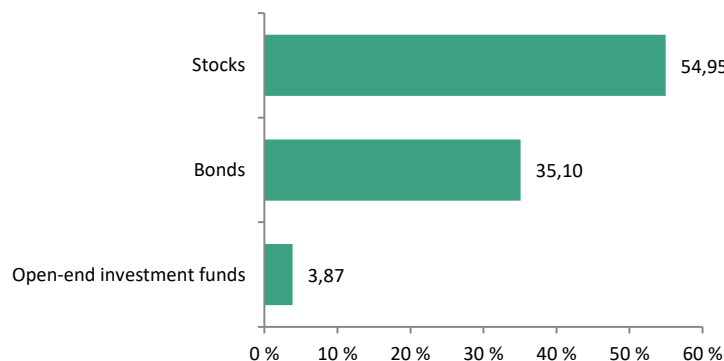
Fund performance



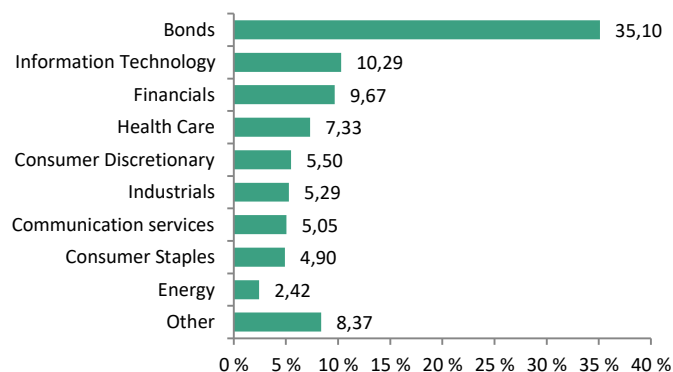
Geographic allocation



Asset allocation



Sector allocation



SAVA INFOND, DRUŽBA ZA UPRAVLJANJE, D.O.O.

Ulica Vita Kraigherja 5, SI-2000 Maribor

Tel: +386 2 229 74 40, Fax: +386 2 229 74 89, E: info@infond.si

PERFORMANCE - 1 YR

+9,30%

PERFORMANCE - 3 YR

+3,10%

PERFORMANCE - 5 YR

+3,57%

Infond Umbrella Fund

Infond Balkan, equity subfund

Investment policy

Infond Balkan invests a minimum of 80% of its net assets in equities issued by companies of Southeastern Europe. The best way for retail investor to get exposure to these markets is to purchase a fund - it is the simplest and cheapest way to invest to these markets.

Suitable for

The fund is suitable for investors who are willing to assume higher risk and invest over the long term.

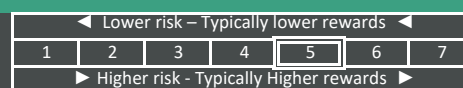
TOP 10 Holdings as at 28.02.2020

	ISIN	%
ATLANTIC GRUPA	HRATGRR0003	6,36
OPAP	GRS419003009	5,52
POZAVAROVALNICA SAVA	SI0021110513	4,73
COCA-COLA HBC	CH0198251305	4,62
ZAVAROVALNICA TRIGLAV	SI0021111651	4,60
PETROL	SI0031102153	4,43
NAFTNA INDUSTRIJA SRBIJE	RSNISHE79420	4,36
KRKA	SI0031102120	4,27
ALPHA BANK	GRS015003007	3,80
ROMGAZ	US83367U2050	3,79

Fund overview as at 28.02.2020

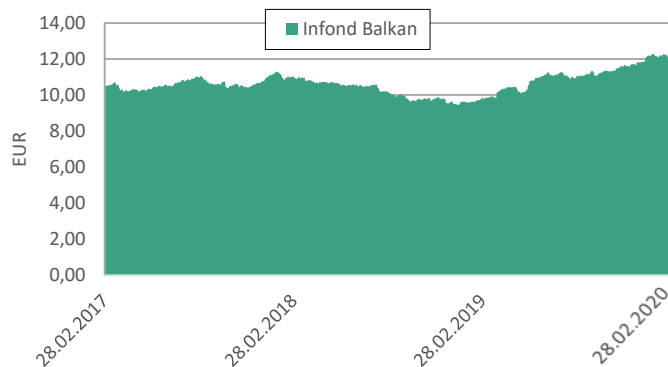
ISIN	SI0021400328
Net asset value (NAV)	€10,78
Total Net Assets (EUR)	491.728 €
Initial charge	max. 3 %
Redemption fee	0%
Management fee	2,25%
Inception date	01.08.2007

Synthetic Risk Reward Indicator

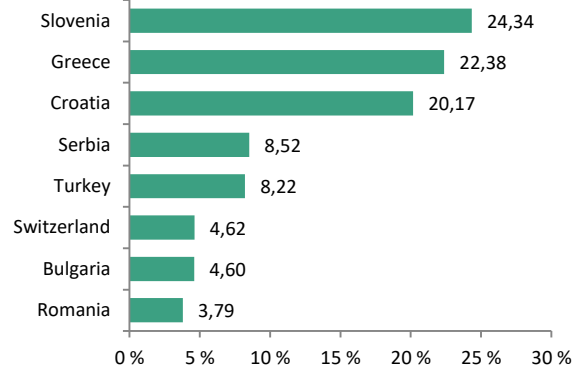


Sub-funds of the category 5 had medium to high volatility in the past. Volatility shows how much has the asset value per unit fluctuated upwards and downwards in the past. Considering the historical data on volatility, the sub-fund's asset units of category 5 may be exposed to medium to high price fluctuations.

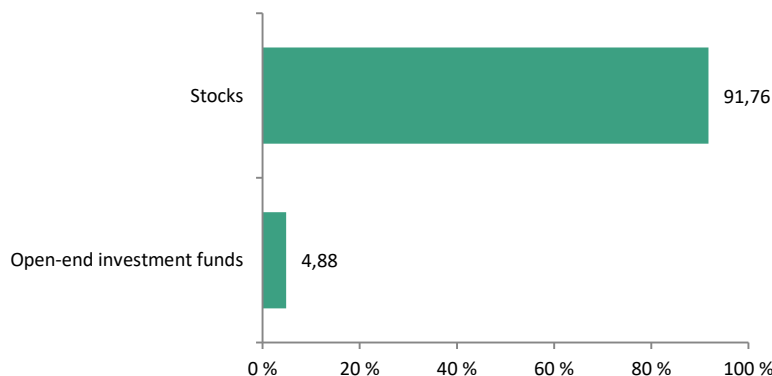
Fund performance



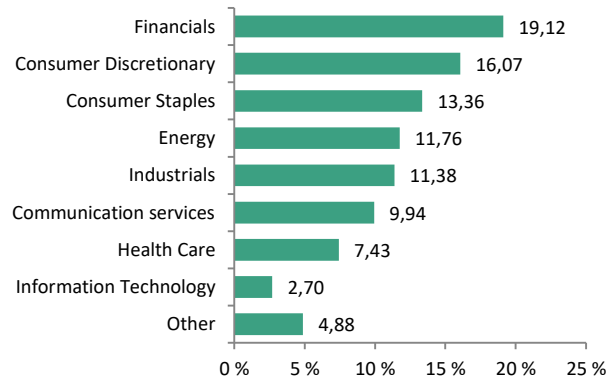
Geographic allocation



Asset allocation



Sector allocation



SAVA INFOND, DRUŽBA ZA UPRAVLJANJE, D.O.O.

Ulica Vita Kraigherja 5, SI-2000 Maribor

Tel: +386 2 229 74 40, Fax: +386 2 229 74 89, E: info@infond.si

PERFORMANCE - 1 YR

+7,12%

PERFORMANCE - 3 YR

+15,41%

PERFORMANCE - 5 YR

+23,16%

Infond Umbrella Fund

Infond Beta, developed markets equity subfund

Investment policy

Infond Beta is an equity subfund of the Infond Umbrella Fund. It invests a minimum of 80% of its net assets in equities issued by companies anywhere in the developed world with no sectoral limitation.

Suitable for

The fund is suitable for investors who are willing to assume higher risk and invest over the long term.

TOP 10 Holdings as at 28.02.2020

	ISIN	%
MICROSOFT	US5949181045	4,49
ALPHABET	US02079K3059	2,95
AMAZON	US0231351067	2,84
APPLE	US0378331005	2,83
ING GROEP	NL0011821202	1,98
ROCHE HOLDING	CH0012032048	1,95
FACEBOOK	US30303M1027	1,88
ALLERGAN	IE00BY9D5467	1,80
NEXT FUNDS JPX NIKKEI 400	JP3047670009	1,75
ADOBE SYSTEMS	US00724F1012	1,75

Fund overview as at 28.02.2020

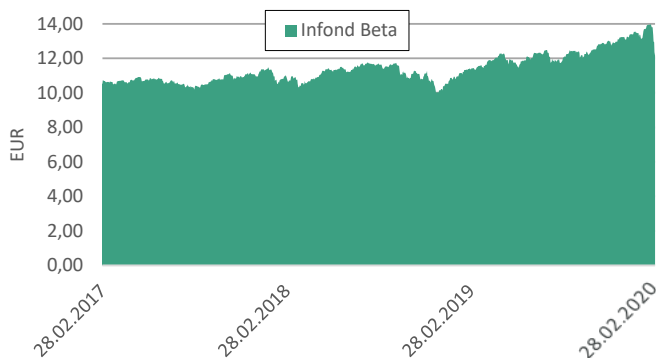
ISIN	SI0021400179
Net asset value (NAV)	€12,15
Total Net Assets (EUR)	40.469.077 €
Initial charge	max. 3 %
Redemption fee	0%
Management fee	2,25%
Inception date	01.09.2004

Synthetic Risk Reward Indicator

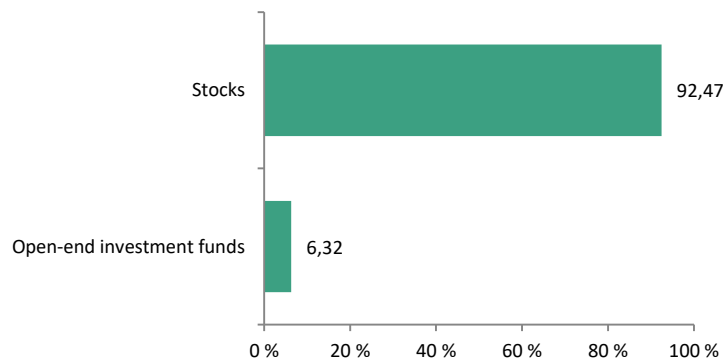
◀ Lower risk – Typically lower rewards ▶						
1	2	3	4	5	6	7
▶ Higher risk - Typically Higher rewards ▶						

Sub-funds of the category 5 had medium to high volatility in the past. Volatility shows how much has the asset value per unit fluctuated upwards and downwards in the past. Considering the historical data on volatility, the sub-fund's asset units of category 5 may be exposed to medium to high price fluctuations.

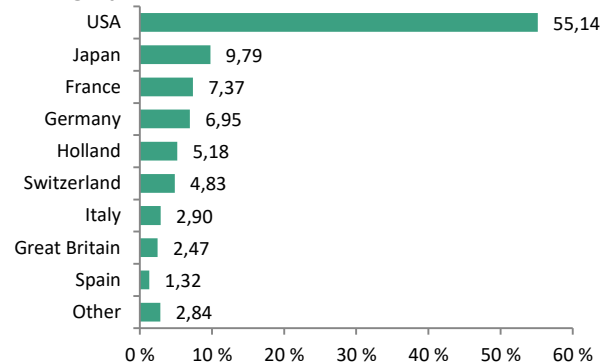
Fund performance



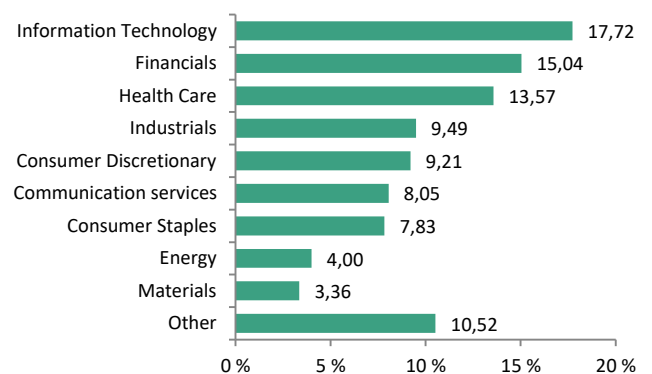
Asset allocation



Geographic allocation



Sector allocation



SAVA INFOND, DRUŽBA ZA UPRAVLJANJE, D.O.O.

Ulica Vita Kraigherja 5, SI-2000 Maribor

Tel: +386 2 229 74 40, Fax: +386 2 229 74 89, E: info@infond.si

PERFORMANCE - 1 YR

+2,74%

PERFORMANCE - 3 YR

+3,35%

PERFORMANCE - 5 YR

+4,42%

Infond Umbrella Fund

Infond Bond - Euro, bond subfund

Investment policy

Infond Bond - Euro (the bond subfund of Infond Umbrella Funds) invests a minimum of 80 % of its net assets in bond funds and debt securities of issuers anywhere in the world, at least 70 % are nominated in EURO.

Suitable for

Investors with low risk tolerance or risk averse investors.

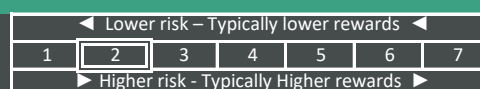
TOP 10 Holdings as at 28.02.2020

	ISIN	%
KINGDOM OF SPAIN - SPGB 1.45	ES0000012A89	2,83
REPUBLIKA SLOVENIJA - SLOREP 2.25	SI0002103602	2,77
REPUBLIKA SLOVENIJA - SLOREP 1	SI0002103776	2,69
REPUBLIKA SLOVENIJA - SLOREP 1.5	SI0002103487	2,43
FRANCE - FRTR 0.5	FR0013407236	2,35
KINGDOM OF SPAIN - SPGB 4.65	ES00000122E5	1,95
REPUBLIC OF CROATIA - CROATI 3	XS1428088626	1,95
WELLS FARGO - WFC 1.375	XS1400169931	1,90
KINGDOM OF SPAIN - SPGB 1.45	ES0000012E51	1,89
COMMUNITY OF MADRID - MADRID 4.125	ES0000101602	1,84

Fund overview as at 28.02.2020

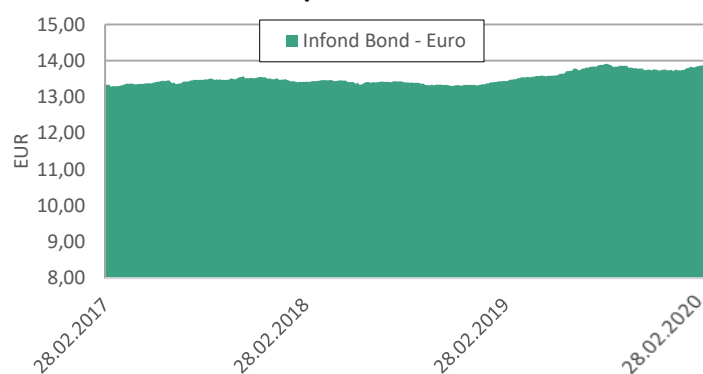
ISIN	SI0021401318
Net asset value (NAV)	€13,80
Total Net Assets (EUR)	18.433.029 €
Initial charge	max. 1,5 %
Redemption fee	0%
Management fee	1,10%
Inception date	14.08.2010

Synthetic Risk Reward Indicator

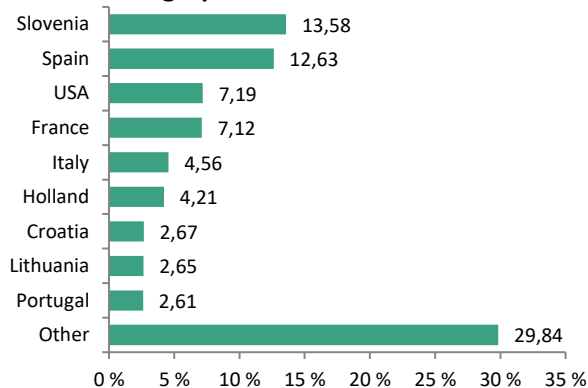


Sub-funds of the category 2 have had low volatility in the past. Volatility shows how much did the asset value per unit fluctuate upwards and downwards in the past. Considering the historical data on volatility, the sub-fund's asset units of category 2 may be exposed to small price fluctuations.

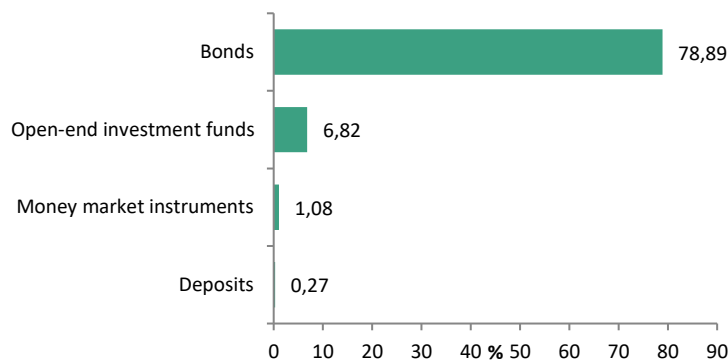
Fund performance



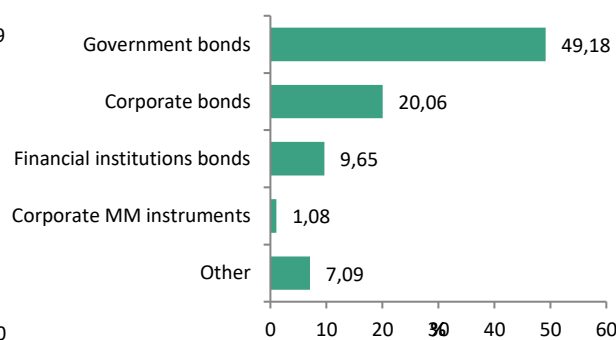
Geographic allocation



Asset allocation



Sector allocation



SAVA INFOND, DRUŽBA ZA UPRAVLJANJE, D.O.O.

Ulica Vita Kraigherja 5, SI-2000 Maribor

Tel: +386 2 229 74 40, Fax: +386 2 229 74 89, E: info@infond.si

PERFORMANCE - 1 YR

+1,21%

PERFORMANCE - 3 YR

+6,65%

PERFORMANCE - 5 YR

+8,77%

Infond Umbrella Fund

Infond BRIC, equity subfund

Investment policy

Infond BRIC (Equity Subfund of Infond Umbrella Fund) invests primarily in equities of companies based in the BRIC countries. Subfund has no sectoral limitation.

Suitable for

The fund is suitable for investors who are willing to assume higher risk and invest over the long term.

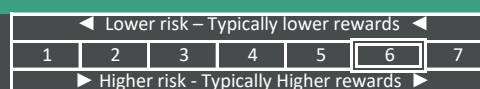
TOP 10 Holdings as at 28.02.2020

	ISIN	%
ALIBABA	US01609W1027	9,24
TENCENT HOLDINGS	KYG875721634	9,13
JD.COM	US47215P1066	4,44
AIA	HK0000069689	2,97
CHINA CONSTRUCTION BANK	CNE1000002H1	2,94
INDUSTRIAL & COMMERCIAL BANK OF CHINA	CNE1000003G1	2,83
BANK OF CHINA	CNE1000001Z5	2,58
B3 SA - BRASIL BOLSA BALCAO	BRB3SAACNOR6	2,55
PING AN INSURANCE GROUP	CNE1000003X6	2,51
CHINA MERCHANTS BANK	CNE1000002M1	2,37

Fund overview as at 28.02.2020

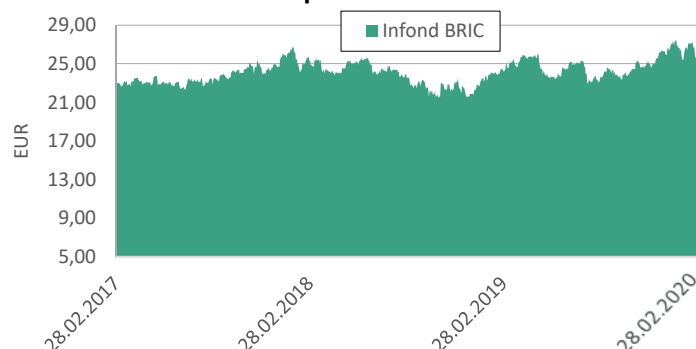
ISIN	SI0021400518
Net asset value (NAV)	€24,44
Total Net Assets (EUR)	36.315.308 €
Initial charge	max. 5 %
Redemption fee	0%
Management fee	2,25%
Inception date	03.10.2005

Synthetic Risk Reward Indicator

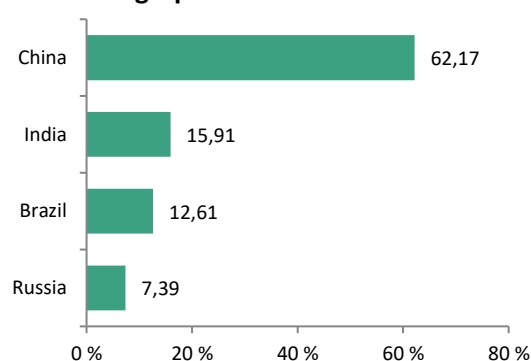


Sub-funds of the category 6 were highly volatile in the past. Volatility shows how much did the asset value per unit fluctuate upwards and downwards in the past. Considering the historical data on volatility, the sub-fund's asset units of category 6 may be exposed to a high price fluctuations.

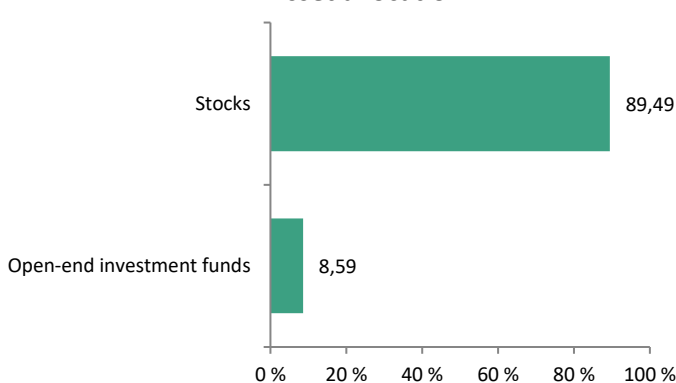
Fund performance



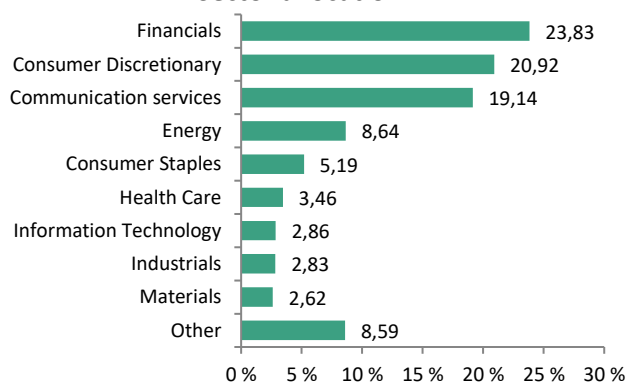
Geographic allocation



Asset allocation



Sector allocation



SAVA INFOND, DRUŽBA ZA UPRAVLJANJE, D.O.O.

Ulica Vita Kraigherja 5, SI-2000 Maribor

Tel: +386 2 229 74 40, Fax: +386 2 229 74 89, E: info@infond.si

PERFORMANCE - 1 YR

+6,46%

PERFORMANCE - 3 YR

+8,93%

PERFORMANCE - 5 YR

+13,83%

Infond Umbrella Fund

Infond Consumer, equity subfund

Investment policy

Infond Consumer, the equity subfund of the Infond Umbrella Fund, invests at least 80 % of its assets in equities from Consumer Staples and Discretionary sector with no regional limitation.

Suitable for

The fund is suitable for investors who are willing to assume higher risk and invest over the long term.

Fund overview as at 28.02.2020

ISIN	SI0021401219
Net asset value (NAV)	€1,60
Total Net Assets (EUR)	1.663.553 €
Initial charge	max. 3 %
Redemption fee	0%
Management fee	2,25%
Inception date	20.06.2008

Synthetic Risk Reward Indicator

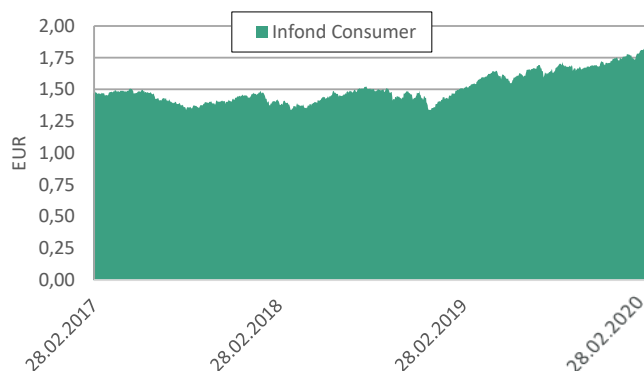
◀ Lower risk – Typically lower rewards ▶						
1	2	3	4	5	6	7
▶ Higher risk - Typically Higher rewards ▶						

Sub-funds of the category 5 had medium to high volatility in the past. Volatility shows how much has the asset value per unit fluctuated upwards and downwards in the past. Considering the historical data on volatility, the sub-fund's asset units of category 5 may be exposed to medium to high price fluctuations.

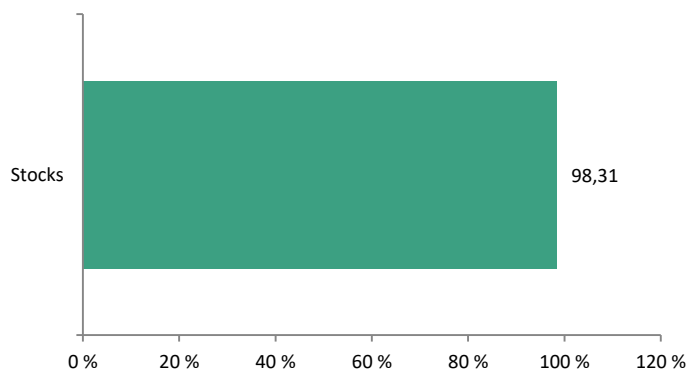
TOP 10 Holdings as at 28.02.2020

	ISIN	%
AMAZON	US0231351067	7,01
NESTLE	CH0038863350	4,20
ALIBABA	US01609W1027	3,19
COCA COLA COMPANY	US1912161007	2,93
PROCTER & GAMBLE	US7427181091	2,79
LOWE'S COMPANIES	US5486611073	2,74
TOYOTA MOTOR CORPORATION	JP3633400001	2,51
PEPSI	US7134481081	2,46
DIAGEO	GB0002374006	2,38
BRITISH AMERICAN TOBACCO	GB0002875804	2,27

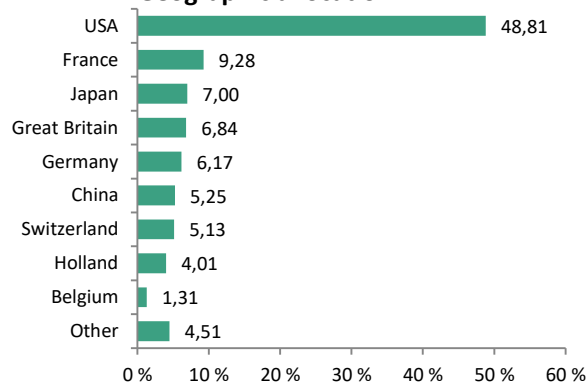
Fund performance



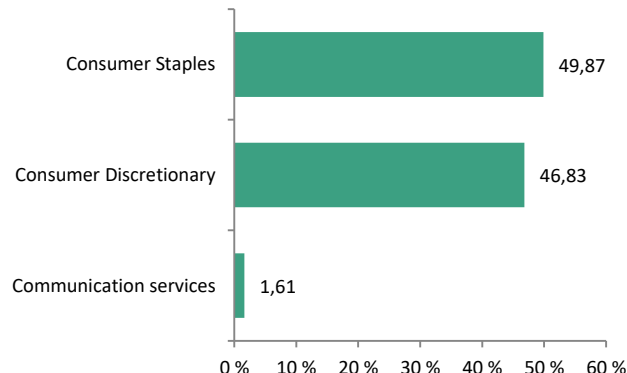
Asset allocation



Geographic allocation



Sector allocation



SAVA INFOND, DRUŽBA ZA UPRAVLJANJE, D.O.O.

Ulica Vita Kraigherja 5, SI-2000 Maribor

Tel: +386 2 229 74 40, Fax: +386 2 229 74 89, E: info@infond.si

PERFORMANCE - 1 YR

+3,97%

PERFORMANCE - 3 YR

+8,68%

PERFORMANCE - 5 YR

+15,39%

Infond Umbrella Fund

Infond Defensive, mixed subfund

Investment policy

Infond Defensive, the global mix defensive subfund, invests a maximum of 35% of its net assets in equities with neither geographical or sectoral limitation. It invests mainly in bonds, money market instruments, deposits and target funds.

Suitable for

The fund is suitable for investors who are willing to assume modest risk and invest over the long term.

TOP 10 Holdings as at 28.02.2020

	ISIN	%
BKS - DEPOZIT	-	8,51
KINGDOM OF SPAIN - SPGB 1.45	ES0000012A89	2,44
ISHARES EURO AGGREGATE BOND	IE00B3DKXQ41	2,27
KINGDOM OF SPAIN - SPGB 4.65	ES00000122E5	1,70
ISHARES MSCI EMERGING MARKETS	US4642872349	1,63
ISHARES EURO CORPORATE BOND EX-FINANCIALS	IE00B4L5ZG21	1,52
REPUBLIKA SLOVENIJA - SLOREP 2.25	SI0002103602	1,51
REPUBLIC OF ITALY - BTPS 4.5	IT0004644735	1,47
FRANCE - FRTR 0.5	FR0013407236	1,43
PPF ARENA - PPFARA 3.125	XS1969645255	1,42

Fund overview as at 28.02.2020

ISIN	SI0021400476
Net asset value (NAV)	€38,88
Total Net Assets (EUR)	34.068.590 €
Initial charge	max. 3 %
Redemption fee	0%
Management fee	1,65%
Inception date	01.07.1995

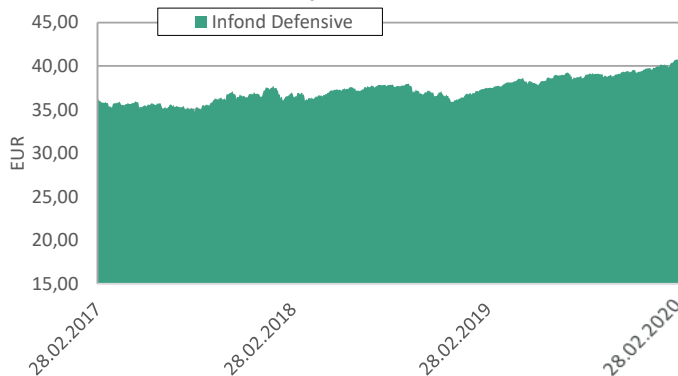
Synthetic Risk Reward Indicator

◀ Lower risk – Typically lower rewards ▶						
1	2	3	4	5	6	7
▶ Higher risk - Typically Higher rewards ▶						

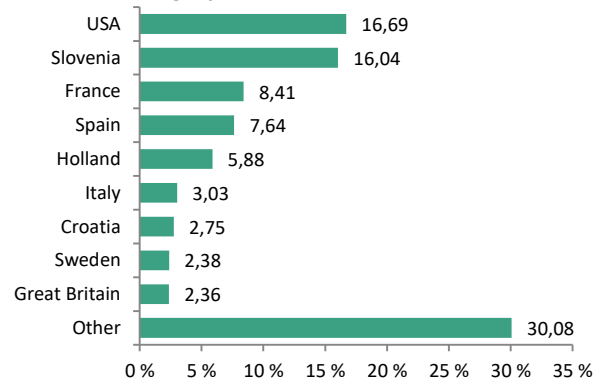
Sub-funds of the category 3 had in the past low to medium volatility. Volatility shows how much did the asset value per unit fluctuate upwards and downwards in the past. Considering the historical data on volatility, the sub-fund's asset units of category 3 may be exposed to low to medium price fluctuations.

Defensive mixed portfolio composition enables higher exposure to debt investments, which increases the credit risk. In case that the issuer becomes insolvent or finds himself in economic problems it can happen that the debtor does not settle his obligations towards the sub-fund in total or in time.

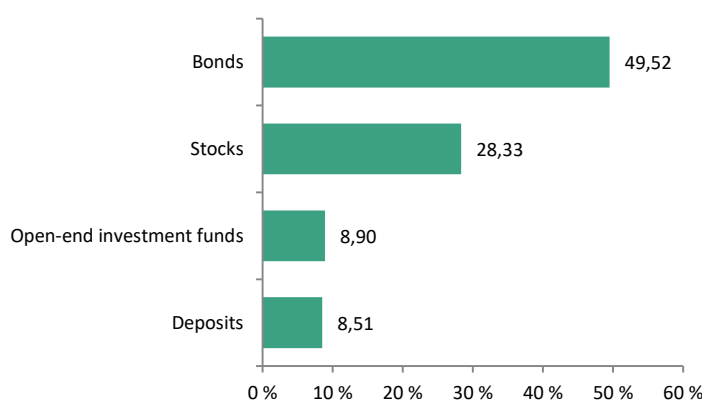
Fund performance



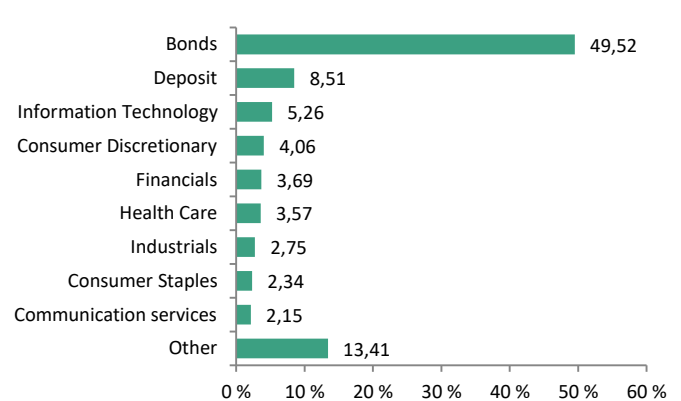
Geographic allocation



Asset allocation



Sector allocation



SAVA INFOND, DRUŽBA ZA UPRAVLJANJE, D.O.O.

Ulica Vita Kraigherja 5, SI-2000 Maribor

Tel: +386 2 229 74 40, Fax: +386 2 229 74 89, E: info@infond.si

PERFORMANCE - 1 YR

-6,00%

PERFORMANCE - 3 YR

-2,43%

PERFORMANCE - 5 YR

+2,94%

Infond Umbrella Fund

Infond Dividend, developed market equity subfund

Investment policy

Infond Dividend, the global equity subfund of the Infond Umbrella Fund, has no sectoral limitation. Investments are selected systematically between companies that steadily increase dividends.

Suitable for

The fund is suitable for investors who are willing to assume higher risk and invest over the long term.

Fund overview as at 28.02.2020

ISIN	SI0021401342
Net asset value (NAV)	€9,08
Total Net Assets (EUR)	6.760.891 €
Initial charge	max. 3 %
Redemption fee	0%
Management fee	2,25%
Inception date	11.12.2010

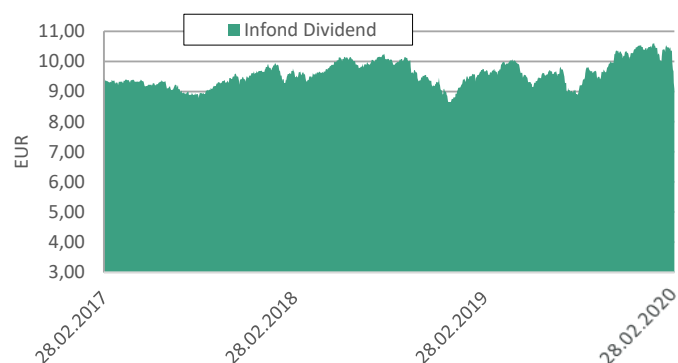
Synthetic Risk Reward Indicator

◀ Lower risk – Typically lower rewards ▶						
1	2	3	4	5	6	7
▶ Higher risk - Typically Higher rewards ▶						

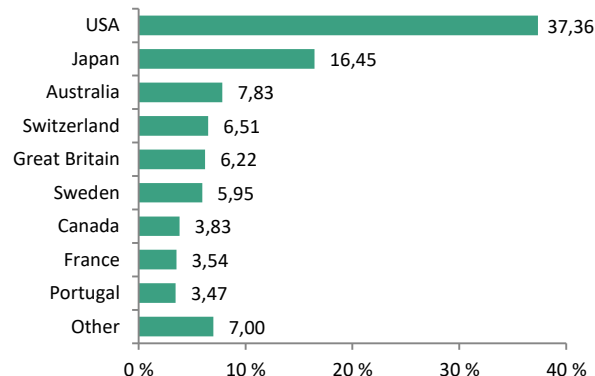
Sub-funds of the category 5 experienced middle to high volatility in the past. Volatility shows how much did the asset value per unit fluctuate upwards and downwards in the past. Considering the historical data on volatility, the sub-fund's asset units of category 5 may be exposed to middle to high price fluctuations.

TOP 10 Holdings as at 28.02.2020	ISIN	%
RALPH LAUREN	US7512121010	2,46
FORTESCUE METALS	AU000000FMG4	2,40
PARTNERS GROUP	CH0024608827	2,39
NITTO DENKO	JP3684000007	2,36
NTT DOCOMO	JP3165650007	2,29
KDDI	JP3496400007	2,25
MAXIM INTEGRATED PRODUCTS	US57772K1016	2,25
VOLVO	SE0000115446	2,25
T. ROWE PRICE	US74144T1088	2,23
AMGEN	US0311621009	2,21

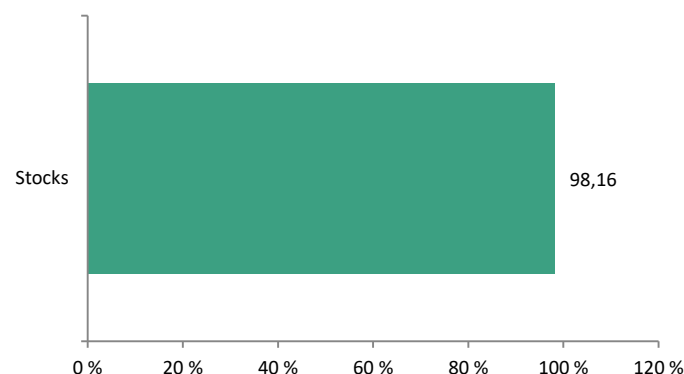
Fund performance



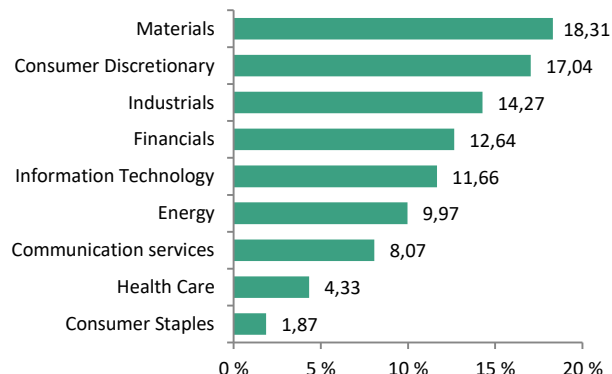
Geographic allocation



Asset allocation



Sector allocation



SAVA INFOND, DRUŽBA ZA UPRAVLJANJE, D.O.O.

Ulica Vita Kraigherja 5, SI-2000 Maribor

Tel: +386 2 229 74 40, Fax: +386 2 229 74 89, E: info@infond.si

PERFORMANCE - 1 YR

+14,45%

PERFORMANCE - 3 YR

+19,15%

PERFORMANCE - 5 YR

+23,23%

Infond Umbrella Fund

Infond Družbeno odgovorni, developed markets eq. subfund

Investment policy

Infond Družbeno odgovorni, the equity subfund of the Infond Umbrella Fund, is the first fund in Slovenia that allocates its assets in stocks of the biggest global socially responsible companies.

Suitable for

The fund is suitable for investors who are willing to assume higher risk and invest over the long term.

TOP 10 Holdings as at 28.02.2020

	ISIN	%
MICROSOFT	US5949181045	3,03
APPLE	US0378331005	2,98
IQVIA HOLDINGS	US46266C1053	2,82
PUREFUNDS ISE CYBER SECURITY	US26924G2012	2,78
SCHNEIDER ELECTRIC	FR0000121972	2,63
S&P GLOBAL	US78409V1044	2,28
MASTERCARD	US57636Q1040	2,26
THE WALT DISNEY COMPANY	US2546871060	2,20
TOMRA SYSTEMS	NO0005668905	2,19
AMERICAN WATER WORKS	US0304201033	2,12

Fund overview as at 28.02.2020

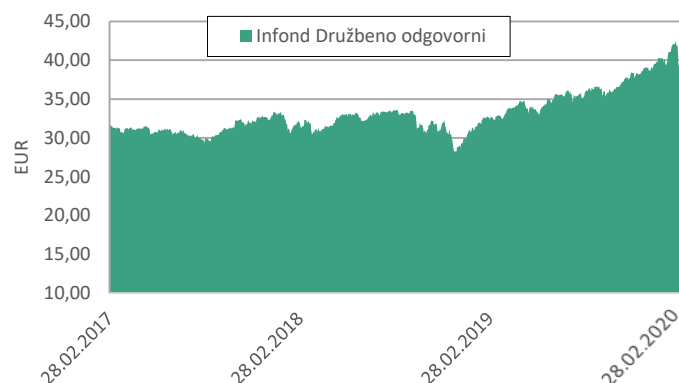
ISIN	SI0021400880
Net asset value (NAV)	€37,03
Total Net Assets (EUR)	5.851.573 €
Initial charge	max. 3 %
Redemption fee	0%
Management fee	2,25%
Inception date	21.04.2005

Synthetic Risk Reward Indicator

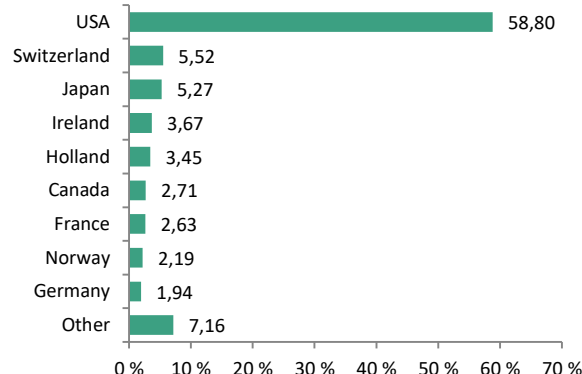
◀ Lower risk – Typically lower rewards ▶						
1	2	3	4	5	6	7
▶ Higher risk - Typically Higher rewards ▶						

Sub-funds of the category 5 had medium to high volatility in the past. Volatility shows how much has the asset value per unit fluctuated upwards and downwards in the past. Considering the historical data on volatility, the sub-fund's asset units of category 5 may be exposed to medium to high price fluctuations.

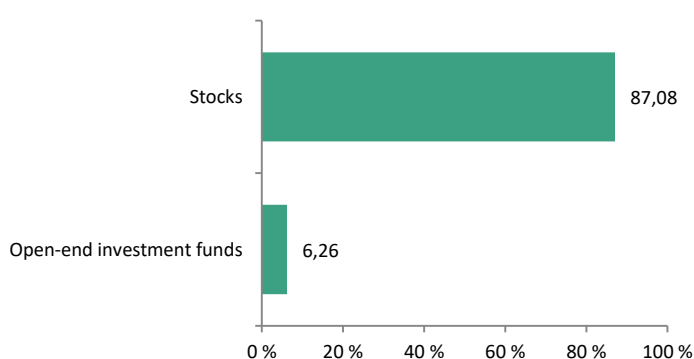
Fund performance



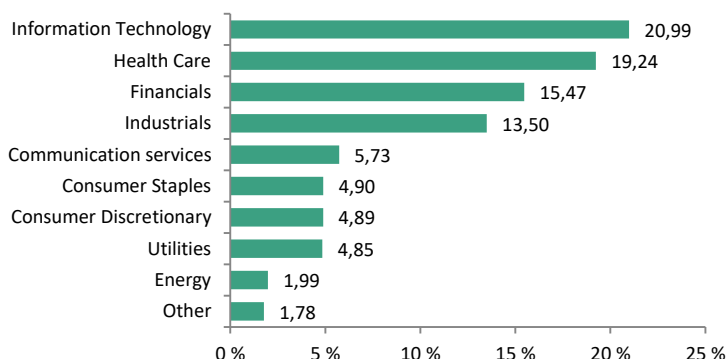
Geographic allocation



Asset allocation



Sector allocation



SAVA INFOND, DRUŽBA ZA UPRAVLJANJE, D.O.O.

Ulica Vita Kraigherja 5, SI-2000 Maribor

Tel: +386 2 229 74 40, Fax: +386 2 229 74 89, E: info@infond.si

PERFORMANCE - 1 YR

+7,48%

PERFORMANCE - 3 YR

+17,66%

PERFORMANCE - 5 YR

+36,36%

Infond Umbrella Fund

Infond Dynamic, equity subfund

Investment policy

Infond Dynamic is a global equity subfund, that invests in equities issued by companies worldwide with no sectoral limitation. At least 20 % of its assets is invested in developing countries.

Suitable for

The fund is suitable for investors who are willing to assume higher risk and invest over the long term.

Fund overview as at 28.02.2020

ISIN	SI0021401136
Net asset value (NAV)	€6,98
Total Net Assets (EUR)	30.171.137 €
Initial charge	max. 3 %
Redemption fee	0%
Management fee	2,25%
Inception date	10.10.2008

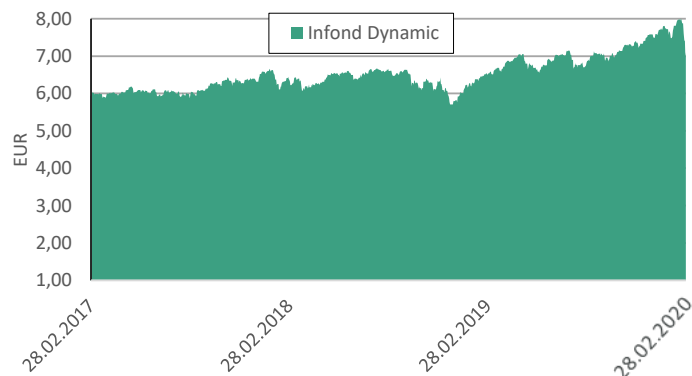
Synthetic Risk Reward Indicator

◀ Lower risk – Typically lower rewards ▶						
1	2	3	4	5	6	7
▶ Higher risk - Typically Higher rewards ▶						

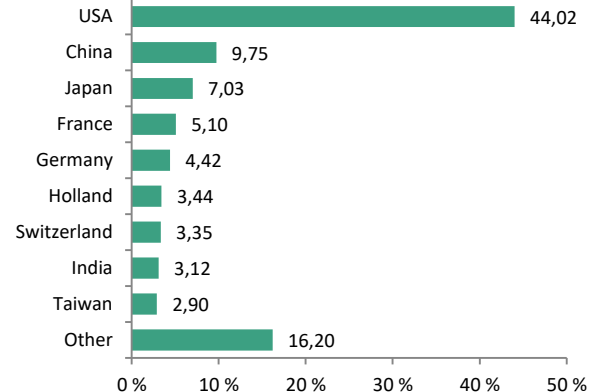
Sub-funds of the category 5 had medium to high volatility in the past. Volatility shows how much has the asset value per unit fluctuated upwards and downwards in the past. Considering the historical data on volatility, the sub-fund's asset units of category 5 may be exposed to medium to high price fluctuations.

TOP 10 Holdings as at 28.02.2020	ISIN	%
MICROSOFT	US5949181045	2,89
ISHARES MSCI EMERGING MARKETS	US4642872349	2,84
ALIBABA	US01609W1027	2,39
AMAZON	US0231351067	2,36
ALPHABET	US02079K3059	2,14
TAIWAN SEMICONDUCTOR	US8740391003	2,11
TENCENT HOLDINGS	KYG875721634	2,09
APPLE	US0378331005	2,06
ISHARES MSCI JAPAN	US46434G8226	1,84
FACEBOOK	US30303M1027	1,69

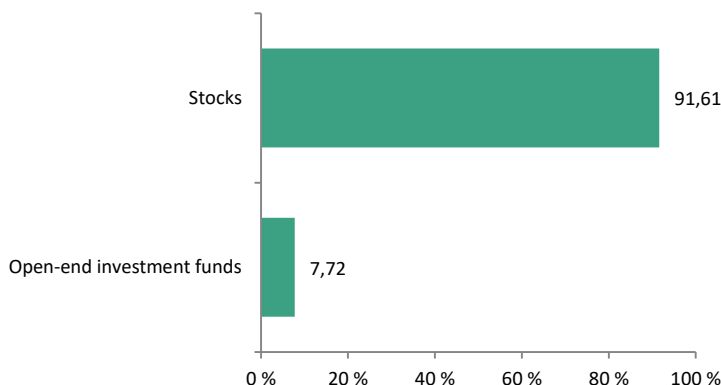
Fund performance



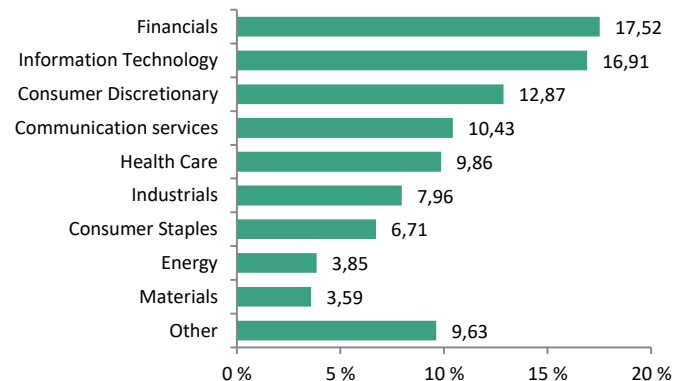
Geographic allocation



Asset allocation



Sector allocation



SAVA INFOND, DRUŽBA ZA UPRAVLJANJE, D.O.O.

Ulica Vita Kraigherja 5, SI-2000 Maribor

Tel: +386 2 229 74 40, Fax: +386 2 229 74 89, E: info@infond.si

PERFORMANCE - 1 YR

-22,93%

PERFORMANCE - 3 YR

-26,16%

PERFORMANCE - 5 YR

-30,97%

Infond Umbrella Fund

Infond Energy, equity subfund

Investment policy

Infond Energy invests at least 80% of funds assets in shares of companies from energy sector. That includes oil, gas, electricity, and coal, and newer sources such as nuclear, geothermal, oil shale, and solar power.

Suitable for

The fund is suitable for investors who are willing to assume higher risk and invest over the long term.

TOP 10 Holdings as at 28.02.2020

	ISIN	%
CHEVRON	US1667641005	8,64
ROYAL DUTCH SHELL	GB00B03MLX29	8,09
TOTAL	FR0000120271	6,98
EXXON MOBIL	US30231G1022	6,25
BP PLC	GB0007980591	4,55
PIONEER NATURAL RESOURCES	US7237871071	3,39
TC ENERGY	CA87807B1076	3,16
EOG RESOURCES	US26875P1012	3,15
ENBRIDGE	CA29250N1050	3,10
ENTERPRISE PRODUCTS	US2937921078	3,10

Fund overview as at 28.02.2020

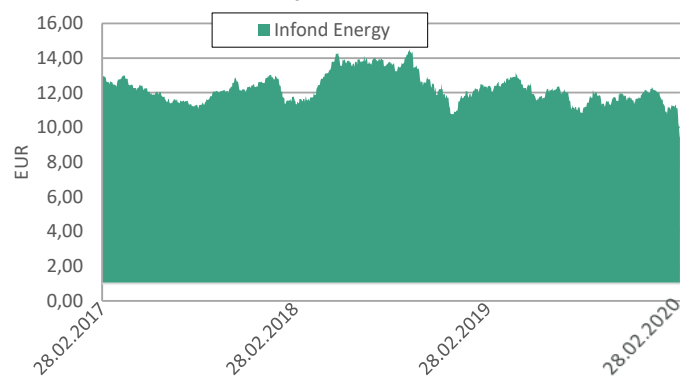
ISIN	SI0021400500
Net asset value (NAV)	€9,42
Total Net Assets (EUR)	3.297.534 €
Initial charge	max. 3 %
Redemption fee	0%
Management fee	2,25%
Inception date	03.10.2005

Synthetic Risk Reward Indicator

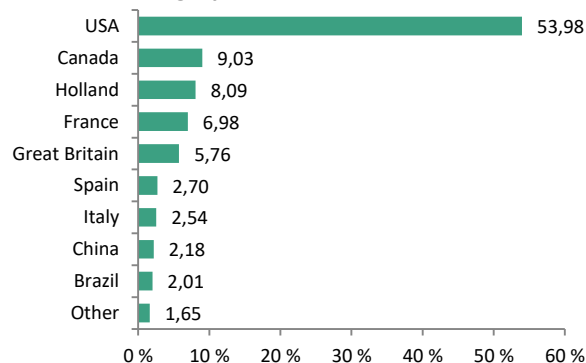
◀ Lower risk – Typically lower rewards ▶						
1	2	3	4	5	6	7
▶ Higher risk - Typically Higher rewards ▶						

Funds of the category 6 were highly volatile in the past. Volatility shows how much did the asset value per unit fluctuate upwards and downwards in the past. Considering the historical data on volatility, the sub-fund's asset units of category 6 may be exposed to high price fluctuations.

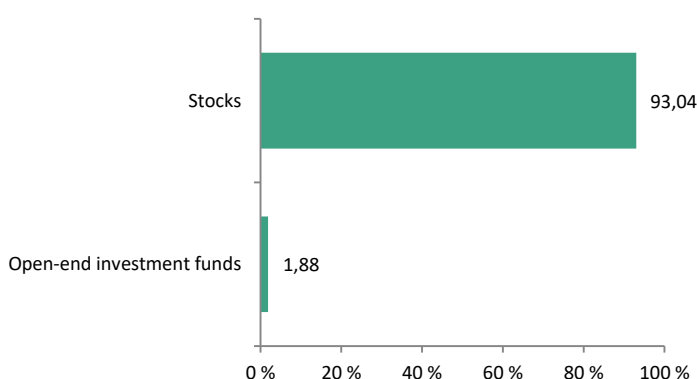
Fund performance



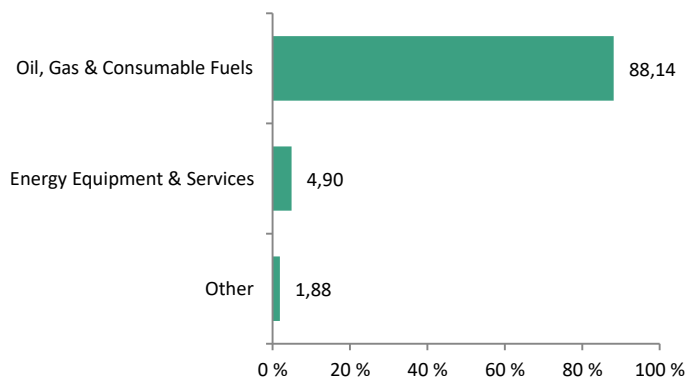
Geographic allocation



Asset allocation



Sector allocation



SAVA INFOND, DRUŽBA ZA UPRAVLJANJE, D.O.O.

Ulica Vita Kraigherja 5, SI-2000 Maribor

Tel: +386 2 229 74 40, Fax: +386 2 229 74 89, E: info@infond.si

PERFORMANCE - 1 YR

+1,83%

PERFORMANCE - 3 YR

+3,46%

PERFORMANCE - 5 YR

-0,85%

Infond Umbrella Fund

Infond Europe, equity subfund

Investment policy

Infond Europe, equity subfund, investment objective is long-term performance, which it aims to achieve by investing in high-quality European stocks with sound fundamentals. Fund has no sectoral limitation.

Suitable for

The fund is suitable for investors who are willing to assume higher risk and invest over the long term.

TOP 10 Holdings as at 28.02.2020

	ISIN	%
ROCHE HOLDING	CH0012032048	3,66
SANOFI	FR0000120578	3,53
NOVARTIS	CH0012005267	3,47
LVMH MOETHEHNESSY LOUIS VUITTON	FR0000121014	2,90
ASML HOLDING	NL0010273215	2,77
L'OREAL	FR0000120321	2,69
DEUTSCHE BOERSE	DE0005810055	2,69
NESTLE	CH0038863350	2,64
DIAGEO	GB0002374006	2,56
ROYAL DUTCH SHELL	GB00B03MLX29	2,50

Fund overview as at 28.02.2020

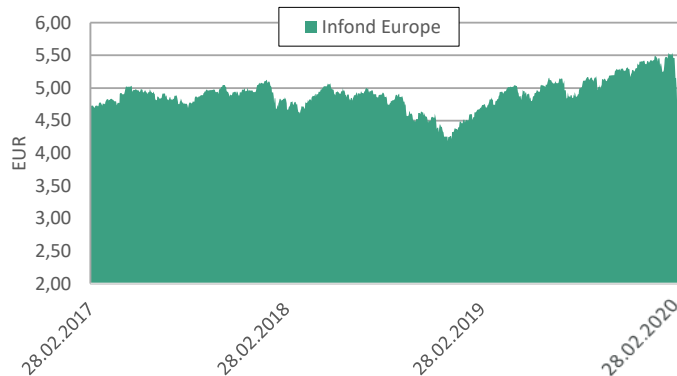
ISIN	SI0021400492
Net asset value (NAV)	€4,80
Total Net Assets (EUR)	11.634.645 €
Initial charge	max. 3 %
Redemption fee	0%
Management fee	2,25%
Inception date	15.11.2004

Synthetic Risk Reward Indicator

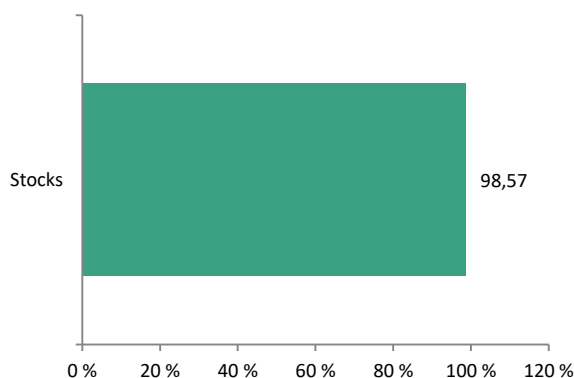
◀ Lower risk – Typically lower rewards ▶						
1	2	3	4	5	6	7
▶ Higher risk - Typically Higher rewards ▶						

Sub-funds of the category 6 experienced high volatility in the past. Volatility shows how much has the asset value per unit fluctuated upwards and downwards in the past. Considering the historical data on volatility, the sub-fund's asset units of category 6 may be exposed to high price fluctuations.

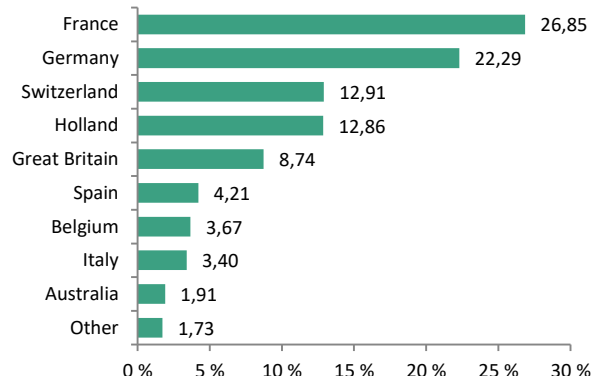
Fund performance



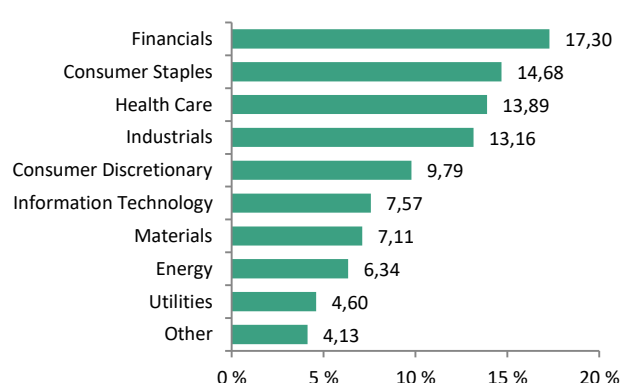
Asset allocation



Geographic allocation



Sector allocation



SAVA INFOND, DRUŽBA ZA UPRAVLJANJE, D.O.O.

Ulica Vita Kraigherja 5, SI-2000 Maribor

Tel: +386 2 229 74 40, Fax: +386 2 229 74 89, E: info@infond.si

PERFORMANCE - 1 YR

+1,14%

PERFORMANCE - 3 YR

-4,65%

PERFORMANCE - 5 YR

+8,90%

Infond Umbrella Fund

Infond Financials, equity subfund

Investment policy

Infond Financials, equity subfund, invests its assets to financial services sector. It invests in three main areas: banking, asset management and insurance with no regional limitation.

Suitable for

The fund is suitable for investors who are willing to assume higher risk and invest over the long term.

TOP 10 Holdings as at 28.02.2020

	ISIN	%
ICICI BANK	US45104G1040	3,62
JPMORGAN CHASE	US46625H1005	3,21
BANK OF AMERICA	US0605051046	3,07
S&P GLOBAL	US78409V1044	2,86
BERKSHIRE HATHAWAY	US0846707026	2,85
BLACKROCK	US09247X1019	2,85
CME GROUP	US12572Q1058	2,75
INTERCONTINENTAL EXCHANGE	US45866F1049	2,61
MOODYS	US6153691059	2,58
PING AN INSURANCE GROUP	CNE1000003X6	2,56

Fund overview as at 28.02.2020

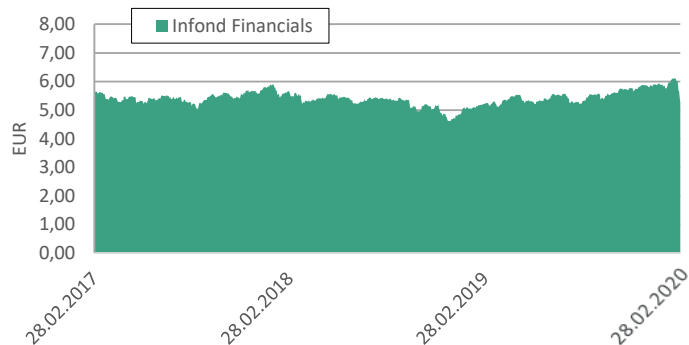
ISIN	SI0021401169
Net asset value (NAV)	€5,27
Total Net Assets (EUR)	592.755 €
Initial charge	max. 3 %
Redemption fee	0%
Management fee	2,25%
Inception date	02.11.2007

Synthetic Risk Reward Indicator

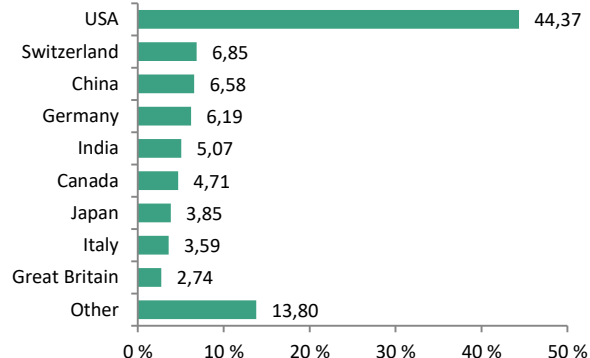
◀ Lower risk – Typically lower rewards ▶						
1	2	3	4	5	6	7
▶ Higher risk - Typically Higher rewards ▶						

Sub-funds of the category 6 had high volatility in the past. Volatility shows how much has the asset value per unit fluctuated upwards and downwards in the past. Considering the historical data on volatility, the sub-fund's asset units of category 6 may be exposed to high price fluctuations.

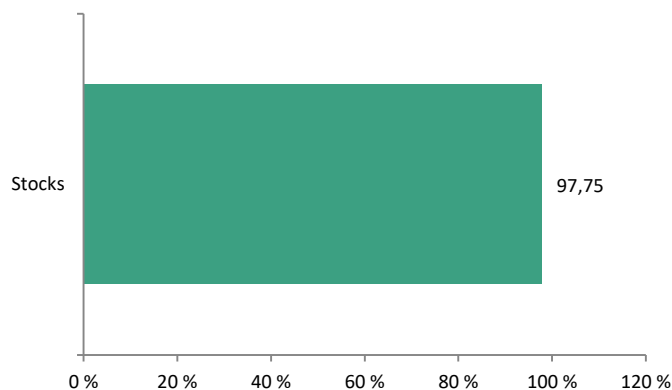
Fund performance



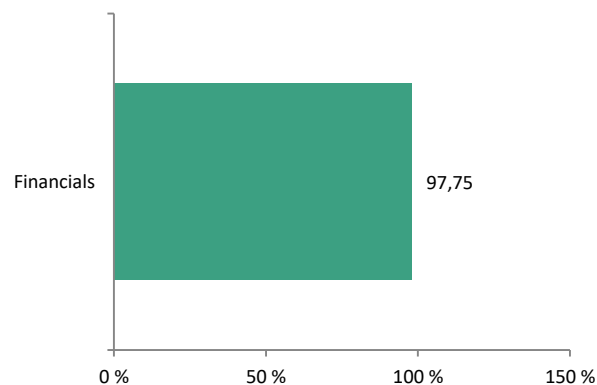
Geographic allocation



Asset allocation



Sector allocation



SAVA INFOND, DRUŽBA ZA UPRAVLJANJE, D.O.O.

Ulica Vita Kraigherja 5, SI-2000 Maribor

Tel: +386 2 229 74 40, Fax: +386 2 229 74 89, E: info@infond.si

PERFORMANCE - 1 YR

-7,31%

PERFORMANCE - 3 YR

-8,33%

PERFORMANCE - 5 YR

-12,19%

Infond Umbrella Fund

Infond Frontier, equity subfund

Investment policy

Infond Frontier is an equity subfund of Infond Umbrella Fund. The Fund's objective is capital appreciation. The Fund invests primarily in equities and equity funds based in Frontier and Emerging Markets (excluded Brazil, Russia, India and China).

Suitable for

The fund is suitable for investors who are willing to assume higher risk and invest over the long term.

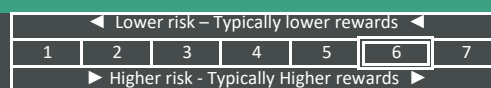
TOP 10 Holdings as at 28.02.2020

	ISIN	%
MERCADOLIBRE	US58733R1023	4,34
LG CHEM	KR7051910008	4,22
SK HYNIX	KR7000660001	4,22
PT BANK CENTRAL ASIA	ID1000109507	4,14
TAIWAN SEMICONDUCTOR	US8740391003	3,93
NASPERS	ZAE000015889	3,85
COPA HOLDINGS	PAP310761054	3,77
SAMSUNG	US7960508882	3,65
HIKMA PHARMACEUTICALS	GB00B0LCW083	3,48
ARCOS DORADOS	VGG0457F1071	3,41

Fund overview as at 28.02.2020

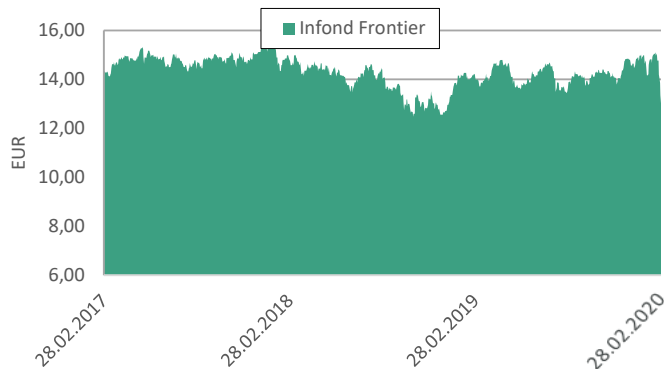
ISIN	SI0021401433
Net asset value (NAV)	€13,02
Total Net Assets (EUR)	3.617.528 €
Initial charge	max. 5 %
Redemption fee	0%
Management fee	2,25%
Inception date	16.07.2011

Synthetic Risk Reward Indicator

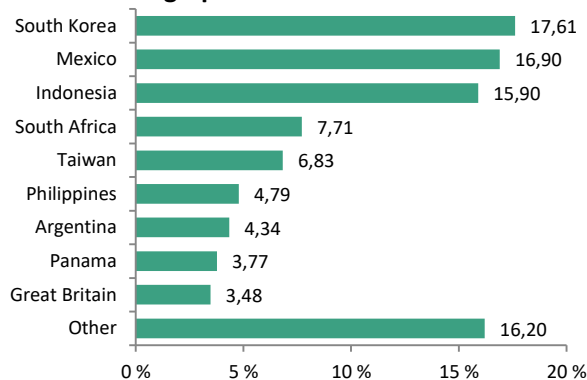


The risk category was calculated using historical volatility data, based upon the methods set by European Union rules. The calculation of the risk and reward profile is based on historical data that cannot be used as a reliable indicator for the future risk profile of this fund. Volatility is influenced by changes in the stock market prices, currencies and interest rates which can be affected unpredictably by diverse factors including political and economic events. This risk indicator is subject to changes; the classification of the fund may change over time and cannot be guaranteed. The lowest category of risk does not mean that the investment is risk-free. On the basis of price fluctuations measured in the past, the fund has been classified in the category 6. The Fund has been classified in the category 6 as it invests in equities and is in a higher category as the values of those investments have experienced higher rate of change in the past.

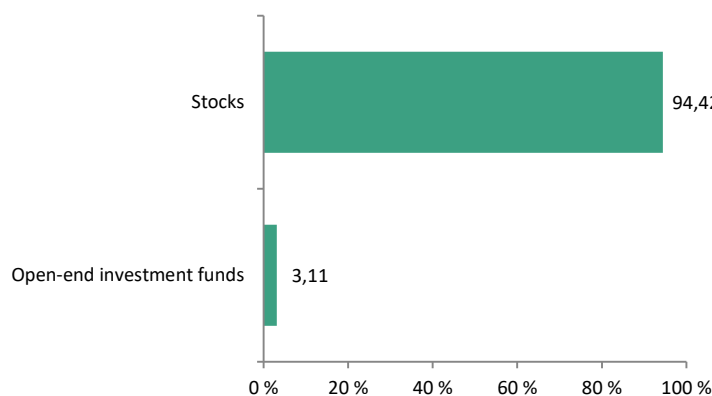
Fund performance



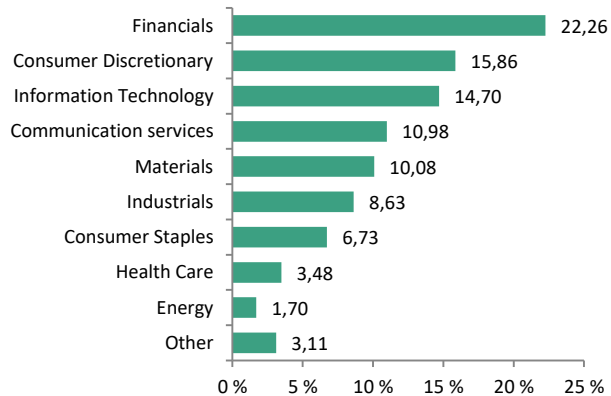
Geographic allocation



Asset allocation



Sector allocation



SAVA INFOND, DRUŽBA ZA UPRAVLJANJE, D.O.O.

Ulica Vita Kraigherja 5, SI-2000 Maribor

Tel: +386 2 229 74 40, Fax: +386 2 229 74 89, E: info@infond.si

PERFORMANCE - 1 YR

+4,03%

PERFORMANCE - 3 YR

+5,07%

PERFORMANCE - 5 YR

+15,17%

Infond Umbrella Fund

Infond Global Flex, mixed flexible subfund

Investment policy

Infond Global Flex is global mix flexible subfund of Infond Umbrella Funds. It invests in equities and bonds with neither geographical nor sectoral limitation.

Suitable for

Infond Global Flex is geared toward investors who are looking for a mixture of safety, income and capital appreciation. The recommended duration of an investment is at least five years.

TOP 10 Holdings as at 28.02.2020

	ISIN	%
BKS - DEPOZIT	-	5,60
ISHARES MSCI EMERGING MARKETS	US4642872349	4,76
HIT	SI0031200239	4,67
SDH - SOS3	SI0002103529	2,26
LYXOR ETF JAPAN	FR0010245514	2,00
JPMORGAN CHASE	US46625H1005	1,78
NLB - NLB27	SI0022103855	1,75
POZAVAROVNICA SAVA	SI0021110513	1,69
GEN-I - GEN08	SI0032502401	1,67
APPLE	US0378331005	1,67

Fund overview as at 28.02.2020

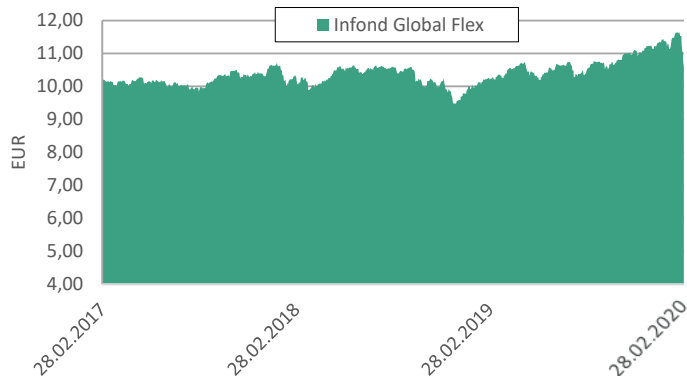
ISIN	SI0021401128
Net asset value (NAV)	€10,61
Total Net Assets (EUR)	17.851.892 €
Initial charge	max. 3 %
Redemption fee	0%
Management fee	2,00%
Inception date	26.09.2008

Synthetic Risk Reward Indicator

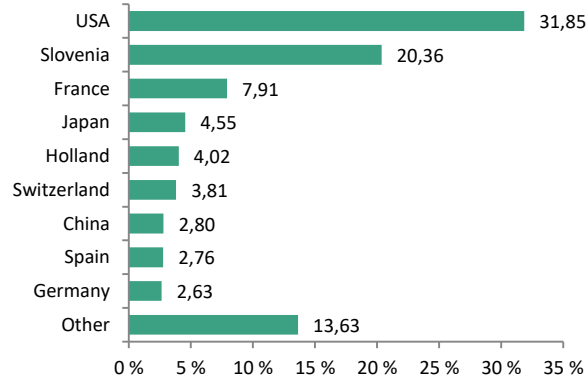
◀ Lower risk – Typically lower rewards ▶						
1	2	3	4	5	6	7
▶ Higher risk - Typically Higher rewards ▶						

Sub-funds of the category 4 had medium volatility in the past. Volatility shows how much has the asset value per unit fluctuated upwards and downwards in the past. Considering the historical data on volatility, the sub-fund's asset units of category 4 may be exposed to medium price fluctuations. Mixed portfolio composition enables higher exposure to debt investments, which increases the credit risk.

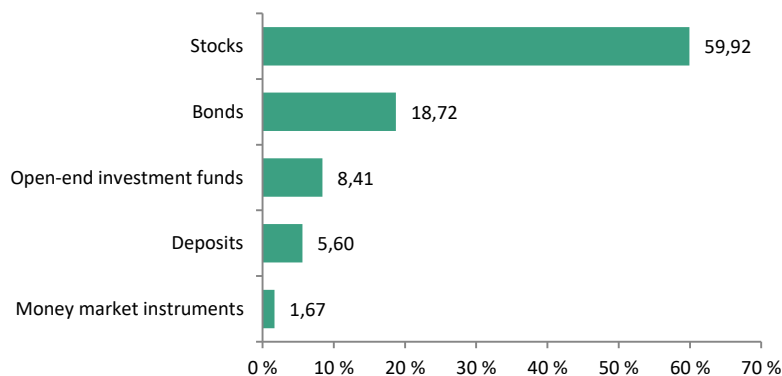
Fund performance



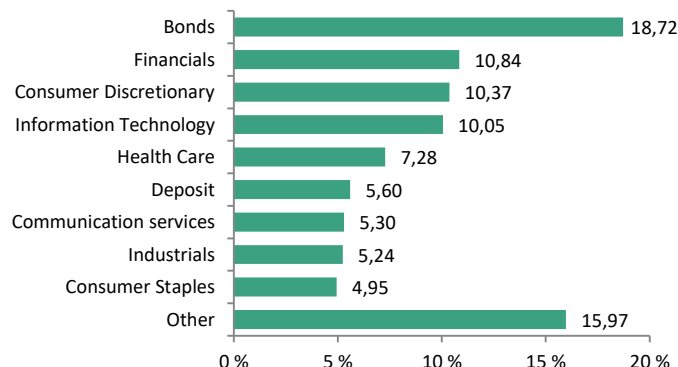
Geographic allocation



Asset allocation



Sector allocation



SAVA INFOND, DRUŽBA ZA UPRAVLJANJE, D.O.O.

Ulica Vita Kraigherja 5, SI-2000 Maribor

Tel: +386 2 229 74 40, Fax: +386 2 229 74 89, E: info@infond.si

PERFORMANCE - 1 YR

+5,07%

PERFORMANCE - 3 YR

+14,99%

PERFORMANCE - 5 YR

+15,05%

Infond Umbrella Fund

Infond Life, equity subfund

Investment policy

Infond Life, equity subfund of Infond Umbrella fund invests mainly in the shares of sectorally limited portfolios of companies from the Healthcare sector (pharmaceuticals and biotechnology, medical equipment industry...).

Suitable for

The fund is suitable for investors who are willing to assume higher risk and invest over the long term.

TOP 10 Holdings as at 28.02.2020

	ISIN	%
ROCHE HOLDING	CH0012032048	6,24
JOHNSON&JOHNSON	US4781601046	5,59
MERCK & CO	US58933Y1055	5,08
UNITEDHEALTH	US91324P1021	5,07
PFIZER	US7170811035	4,10
NOVARTIS	CH0012005267	3,91
MEDTRONIC	IE00BTN1Y115	3,42
ABBOTT LABORATORIES	US0028241000	3,33
ASTRAZENECA	GB0009895292	3,20
ALLERGAN	IE00BY9D5467	2,88

Fund overview as at 28.02.2020

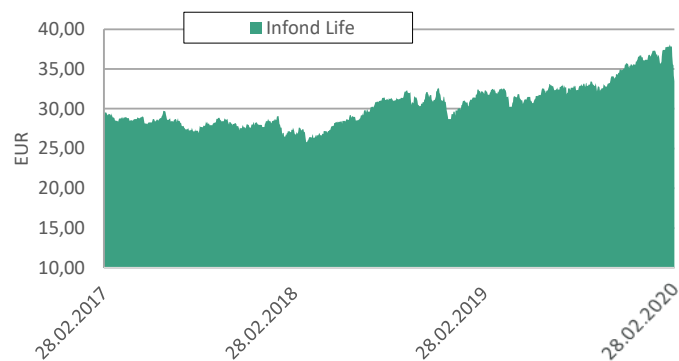
ISIN	SI0021400526
Net asset value (NAV)	€33,45
Total Net Assets (EUR)	24.266.678 €
Initial charge	max. 5 %
Redemption fee	0%
Management fee	2,25%
Inception date	04.06.2007

Synthetic Risk Reward Indicator

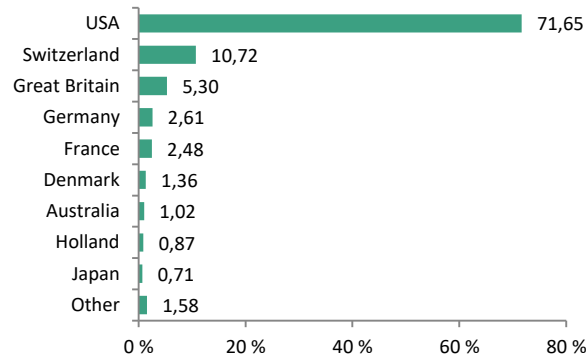
◀ Lower risk – Typically lower rewards ▶						
1	2	3	4	5	6	7
▶ Higher risk - Typically Higher rewards ▶						

Sub-funds of the category 6 had high volatility. Volatility shows how much did the asset value per unit fluctuate upwards and downwards in the past. Considering the historical data on volatility, the sub-fund's asset units of category 6 may be exposed to high price fluctuations.

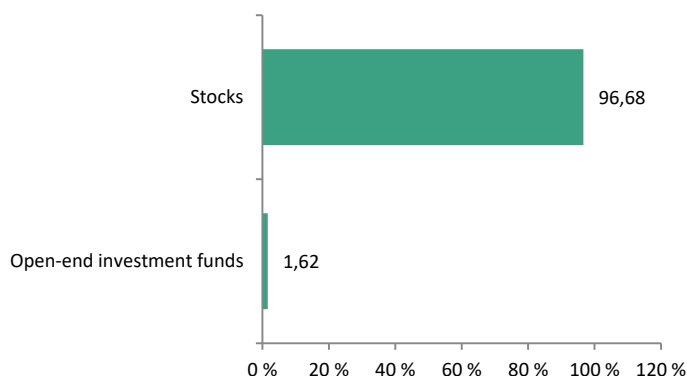
Fund performance



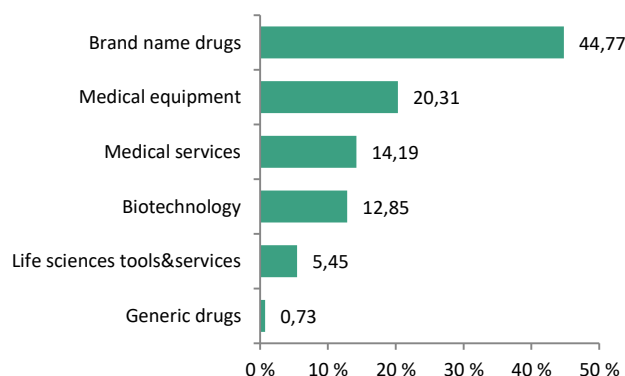
Geographic allocation



Asset allocation



Sector allocation



SAVA INFOND, DRUŽBA ZA UPRAVLJANJE, D.O.O.

Ulica Vita Kraigherja 5, SI-2000 Maribor

Tel: +386 2 229 74 40, Fax: +386 2 229 74 89, E: info@infond.si

PERFORMANCE - 1 YR

+11,13%

PERFORMANCE - 3 YR

+21,84%

PERFORMANCE - 5 YR

+41,74%

Infond Umbrella Fund

Infond Select, developed market equity subfund

Investment policy

Infond Select is a global equity subfund of developed markets. The subfund has no sectoral limitation. Its assets are invested in a focused portfolio of 25 – 40 high quality business that are potentially positioned for long-term growth.

Suitable for

The fund is suitable for investors who are willing to assume higher risk and invest over the long term.

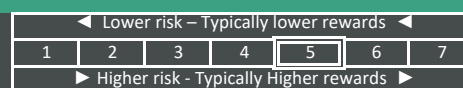
TOP 10 Holdings as at 28.02.2020

	ISIN	%
BERKSHIRE HATHAWAY	US0846707026	7,31
ALPHABET	US02079K3059	7,08
AMAZON	US0231351067	6,47
MICROSOFT	US5949181045	6,26
FACEBOOK	US30303M1027	4,13
UNILEVER	NL0000388619	3,93
ALLERGAN	IE00BY9D5467	3,69
THE WALT DISNEY COMPANY	US2546871060	3,54
BLACKROCK	US09247X1019	3,18
APPLE	US0378331005	3,05

Fund overview as at 28.02.2020

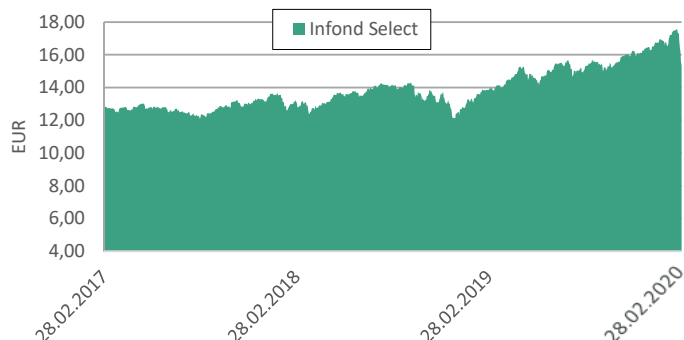
ISIN	SI0021400344
Net asset value (NAV)	€15,35
Total Net Assets (EUR)	2.120.657 €
Initial charge	max. 3 %
Redemption fee	0%
Management fee	2,25%
Inception date	01.08.2007

Synthetic Risk Reward Indicator

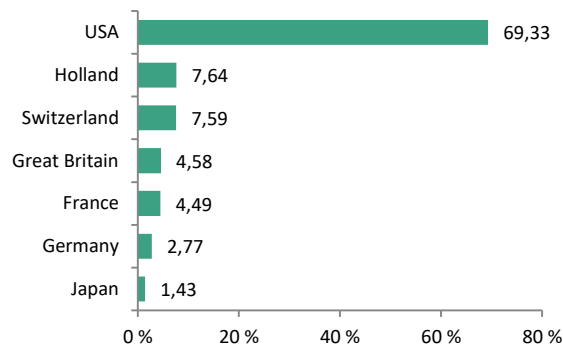


Sub-funds of the category 5 had medium to high volatility in the past. Volatility shows how much has the asset value per unit fluctuated upwards and downwards in the past. Considering the historical data on volatility, the sub-fund's asset units of category 5 may be exposed to medium to high price fluctuations.

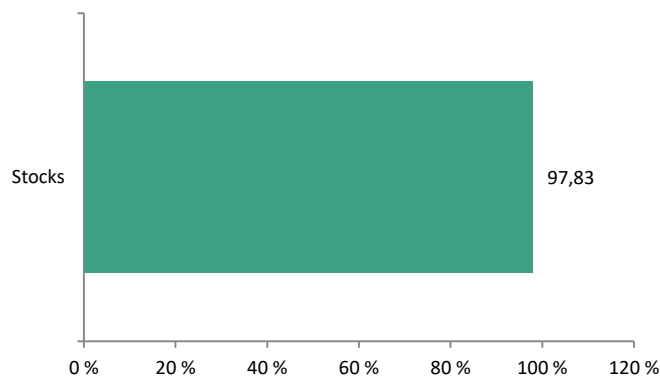
Fund performance



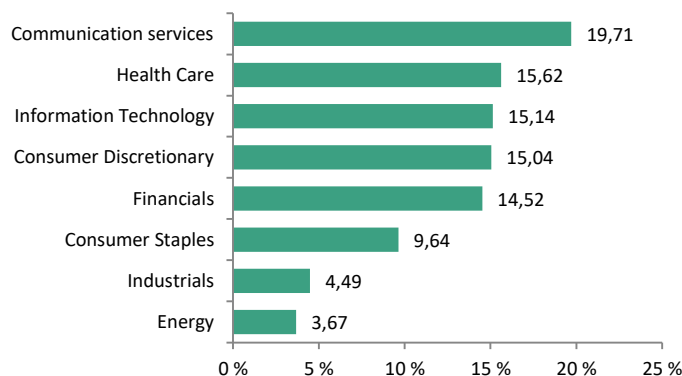
Geographic allocation



Asset allocation



Sector allocation



SAVA INFOND, DRUŽBA ZA UPRAVLJANJE, D.O.O.

Ulica Vita Kraigherja 5, SI-2000 Maribor

Tel: +386 2 229 74 40, Fax: +386 2 229 74 89, E: info@infond.si

PERFORMANCE - 1 YR

+0,69%

PERFORMANCE - 3 YR

+0,11%

PERFORMANCE - 5 YR

-0,07%

Infond Umbrella Fund

Infond ShortTerm Bond - Euro, bond subfund

Investment policy

Infond ShortTerm Bond - Euro invests a min. of 80 % of its net assets in bonds, bond funds and debt securities with average modified duration of portfolio between 1 and 3 years.

Suitable for

Investors with low risk tolerance or risk averse investors. A typical investment in a shortterm bond fund is at least 1 year.

Fund overview as at 28.02.2020

ISIN	SI0021401532
Net asset value (NAV)	€12,57
Total Net Assets (EUR)	21.385.677 €
Initial charge	max. 1,5 %
Redemption fee	0%
Management fee	0,40%
Inception date	16.10.2013

Synthetic Risk Reward Indicator

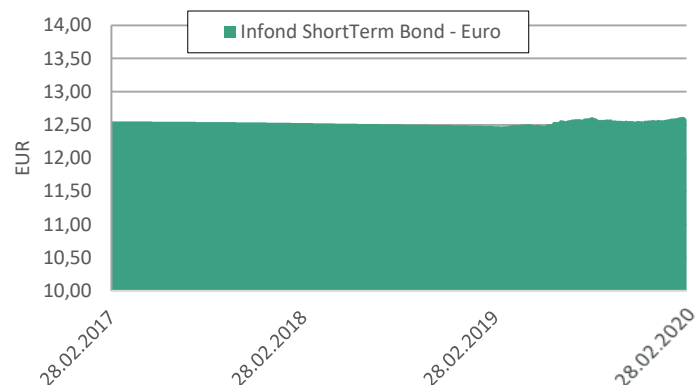
◀ Lower risk – Typically lower rewards ▶						
1	2	3	4	5	6	7
▶ Higher risk - Typically Higher rewards ▶						

Funds of the category 1 had low volatility in the past. Volatility shows how much did the asset value per unit fluctuate upwards and downwards in the past. Considering the historical data on volatility, the sub-fund's asset units of category 1 may be exposed to lower price fluctuations.

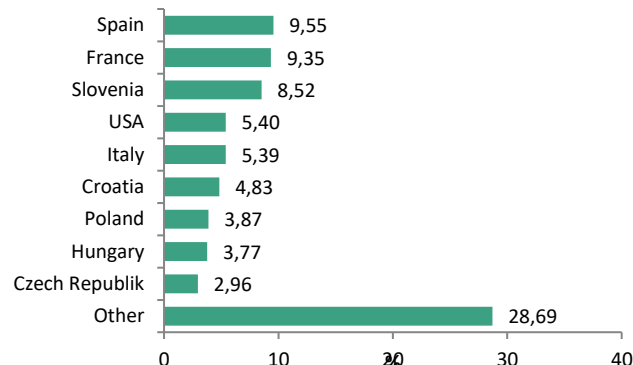
TOP 10 Holdings as at 28.02.2020

	ISIN	%
HELLENIC REPUBLIC - GGB 4.375	GR0114029540	2,63
REPUBLIC OF POLAND - POLAND 3.75	XS0794399674	2,53
REPUBLIC OF CROATIA - CROATI 3	XS1117298916	2,49
KINGDOM OF SPAIN - SPGB 5.85	ES00000123K0	2,47
REPUBLIC OF ITALY - BTGS 5.5	IT0004801541	2,45
ISHARES JP MORGAN USD EMERGING MARKETS	BCUS4642882819	2,43
WELLS FARGO - WFC 2.625	XS0817639924	2,42
SANTANDER - SANTAN 1.375	XS1557268221	2,40
COMMUNITY OF MADRID - MADRID 0.727	ES0000101719	2,38
ROMANIA - ROMANI 2.875	XS1129788524	2,37

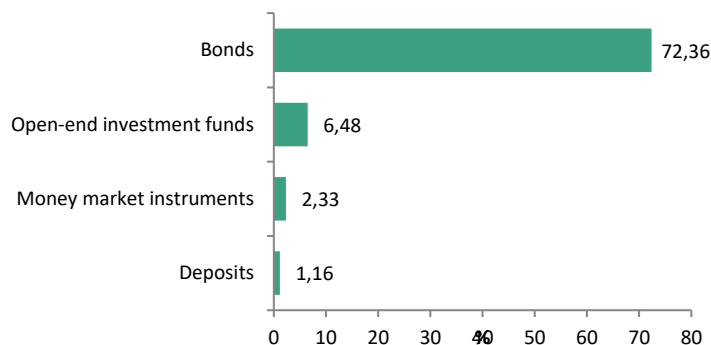
Fund performance



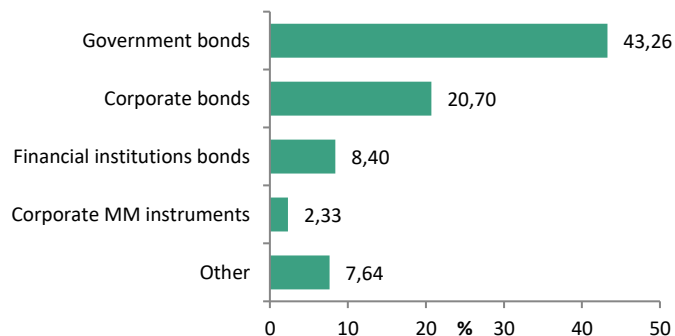
Geographic allocation



Asset allocation



Sector allocation



SAVA INFOND, DRUŽBA ZA UPRAVLJANJE, D.O.O.

Ulica Vita Kraigherja 5, SI-2000 Maribor

Tel: +386 2 229 74 40, Fax: +386 2 229 74 89, E: info@infond.si

PERFORMANCE - 1 YR

+6,16%

PERFORMANCE - 3 YR

+12,13%

PERFORMANCE - 5 YR

+16,92%

Infond Umbrella Fund

Infond Smart Quality, developed market equity subfund

Investment policy

Infond Smart Quality is global equity subfund of developed markets. It selects its investments systematically according to the criteria of debt, profitability and valuations. Subfund has no sectoral limitation.

Suitable for

The fund is suitable for investors who are willing to assume higher risk and invest over the long term.

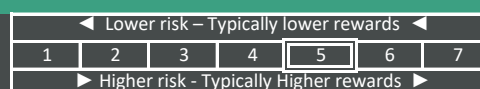
TOP 10 Holdings as at 28.02.2020

	ISIN	%
NESTE OYJ	FI0009013296	2,89
CONSTELLATION SOFTWARE	CA21037X1006	2,82
ROCHE HOLDING	CH0012032048	2,70
PARTNERS GROUP	CH0024608827	2,70
KUEHNE	CH0025238863	2,66
TAYLOR WIMPEY	GB0008782301	2,64
PERSIMMON	GB0006825383	2,61
SGS	CH0002497458	2,52
RIO TINTO	GB0007188757	2,51
FERGUSON	JE00BJVNSS43	2,51

Fund overview as at 28.02.2020

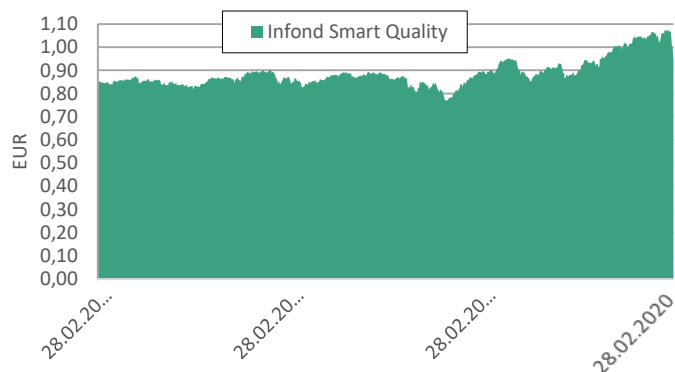
ISIN	SI0021400039
Net asset value (NAV)	€0,94
Total Net Assets (EUR)	14.808.050 €
Initial charge	max. 3%
Redemption fee	0%
Management fee	2,25%
Inception date	09.11.2006

Synthetic Risk Reward Indicator

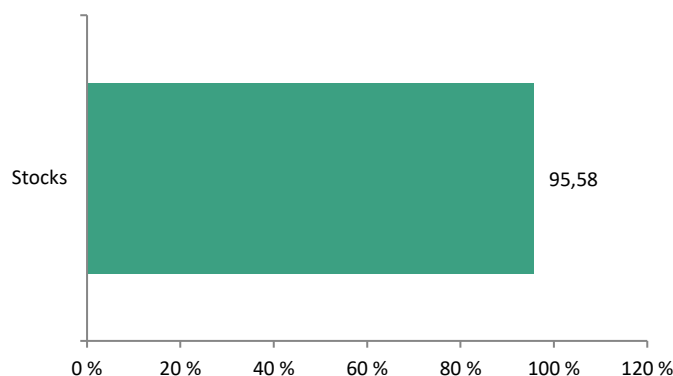


Sub-funds of the category 5 had medium to high volatility in the past. Volatility shows how much has the asset value per unit fluctuated upwards and downwards in the past. Considering the historical data on volatility, the sub-fund's asset units of category 5 may be exposed to medium to high price fluctuations. Mixed portfolio composition enables higher exposure to debt investments, which increases the credit risk.

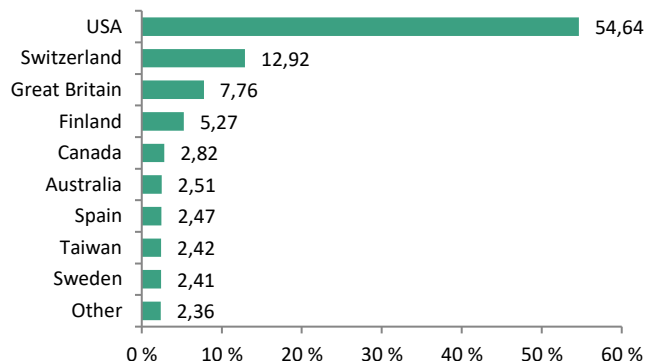
Fund performance



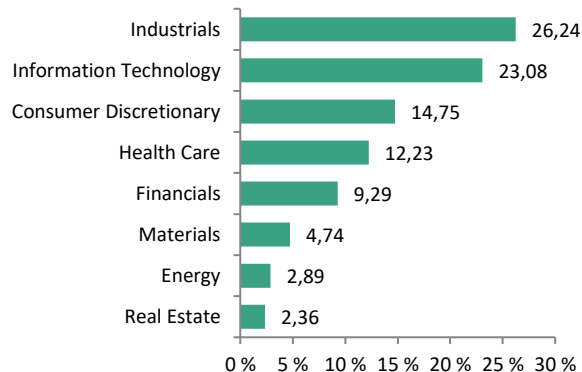
Asset allocation



Geographic allocation



Sector allocation



SAVA INFOND, DRUŽBA ZA UPRAVLJANJE, D.O.O.

Ulica Vita Kraigherja 5, SI-2000 Maribor

Tel: +386 2 229 74 40, Fax: +386 2 229 74 89, E: info@infond.si

PERFORMANCE - 1 YR

+28,77%

PERFORMANCE - 3 YR

+76,95%

PERFORMANCE - 5 YR

+130,18%

Infond Umbrella Fund

Infond Technology, equity subfund

Investment policy

Infond Tehcnology, the equity subfund of the Infond Umbrella Fund, invests at least 80% of its net assets in common stocks and other equity securities of IT companies.

Suitable for

The fund is suitable for investors who are willing to assume higher risk and invest over the long term.

TOP 10 Holdings as at 28.02.2020

	ISIN	%
MICROSOFT	US5949181045	9,37
SERVICENOW	US81762P1021	9,23
APPLE	US0378331005	9,23
SALESFORCE.COM	US79466L3024	9,02
ADOBE SYSTEMS	US00724F1012	4,76
MASTERCARD	US57636Q1040	4,31
VISA INC-CLASS A SHARES	US92826C8394	4,27
KEYENCE	JP3236200006	3,52
ANALOG DEVICES	US0326541051	3,36
AMAZON	US0231351067	3,28

Fund overview as at 28.02.2020

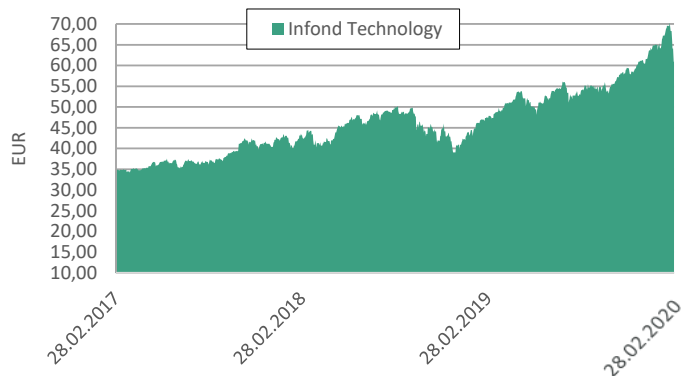
ISIN	SI0021400914
Net asset value (NAV)	€60,92
Total Net Assets (EUR)	43.450.958 €
Initial charge	max. 3%
Redemption fee	0%
Management fee	2,25%
Inception date	01.10.2007

Synthetic Risk Reward Indicator

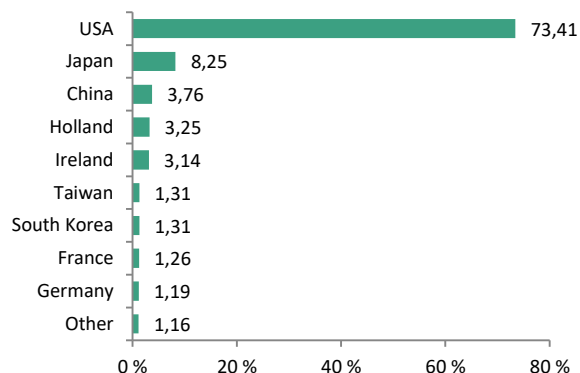
◀ Lower risk – Typically lower rewards ▶						
1	2	3	4	5	6	7
▶ Higher risk - Typically Higher rewards ▶						

Sub-funds of the category 6 showed high volatility in the past. Volatility shows how much did the asset value per unit fluctuate upwards and downwards in the past. Considering the historical data on volatility, the sub-fund's asset units of category 6 may be exposed to high price fluctuations.

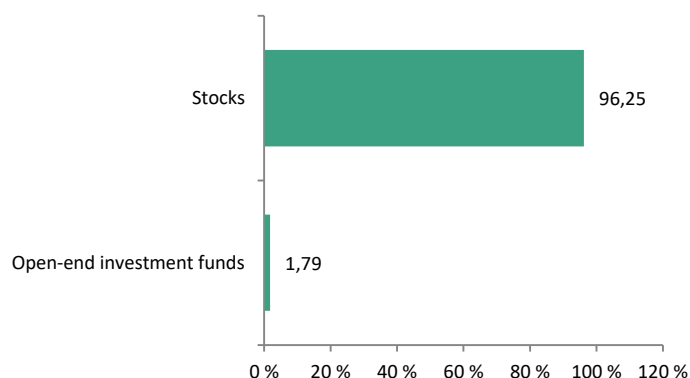
Fund performance



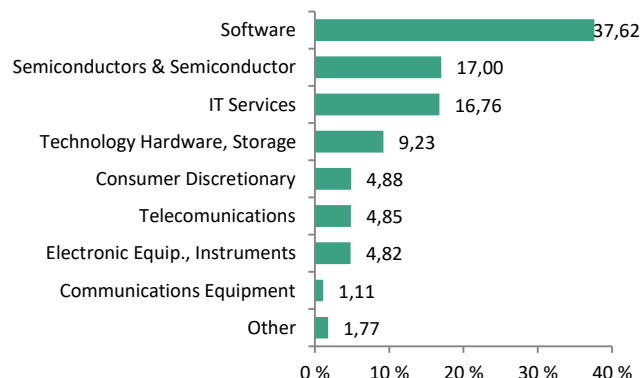
Geographic allocation



Asset allocation



Sector allocation



SAVA INFOND, DRUŽBA ZA UPRAVLJANJE, D.O.O.

Ulica Vita Kraigherja 5, SI-2000 Maribor

Tel: +386 2 229 74 40, Fax: +386 2 229 74 89, E: info@infond.si

PERFORMANCE - 1 YR

+9,63%

PERFORMANCE - 3 YR

+22,01%

PERFORMANCE - 5 YR

+39,01%

Infond Umbrella Fund

Infond USA, equity subfund

Investment policy

Infond USA invests mainly in the shares of companies with the registered office or predominant part of operations in United States of America. The fund has no sectoral limitation.

Suitable for

The fund is suitable for investors who are willing to assume higher risk and invest over the long term.

TOP 10 Holdings as at 28.02.2020

	ISIN	%
MICROSOFT	US5949181045	4,66
APPLE	US0378331005	3,71
ALPHABET	US02079K3059	3,68
AMAZON	US0231351067	3,28
SALESFORCE.COM	US79466L3024	3,12
MASTERCARD	US57636Q1040	3,01
SERVICENOW	US81762P1021	2,73
ADOBE SYSTEMS	US00724F1012	2,42
ANTHEM	US0367521038	2,01
COMCAST	US20030N1019	1,94

Fund overview as at 28.02.2020

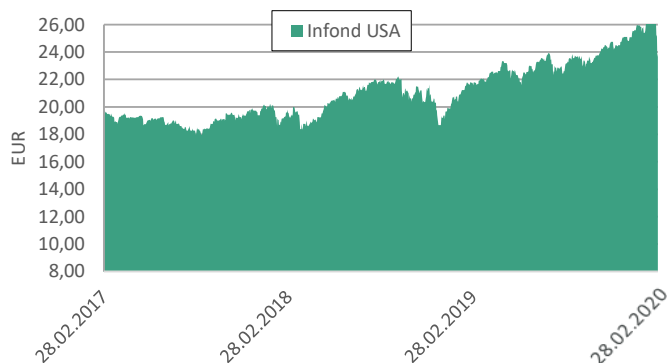
ISIN	SI0021400534
Net asset value (NAV)	€23,65
Total Net Assets (EUR)	9.940.579 €
Initial charge	max. 3 %
Redemption fee	0%
Management fee	2,25%
Inception date	04.06.2007

Synthetic Risk Reward Indicator

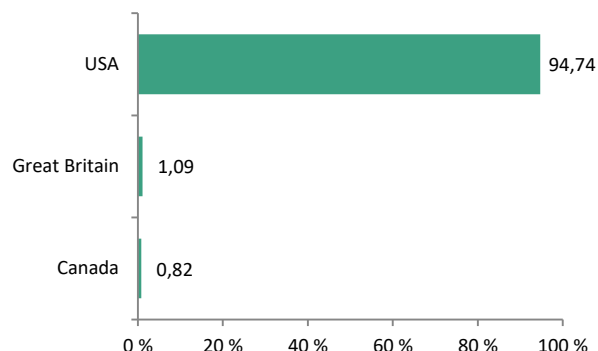
◀ Lower risk – Typically lower rewards ▶						
1	2	3	4	5	6	7
▶ Higher risk - Typically Higher rewards ▶						

Sub-funds of the category 5 showed medium to high volatility in the past. Volatility shows how much did the asset value per unit fluctuate upwards and downwards in the past. Considering the historical data on volatility, the sub-fund's asset units of category 5 may be exposed to medium to high price fluctuations.

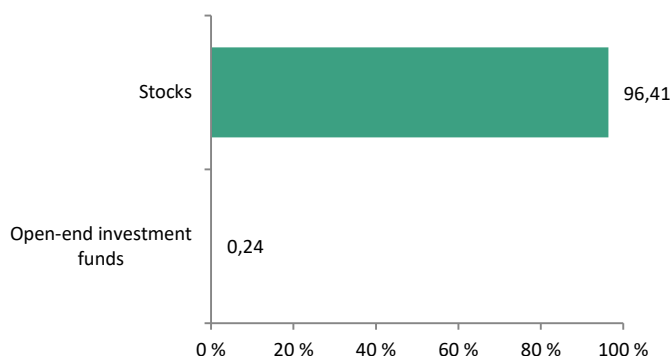
Fund performance



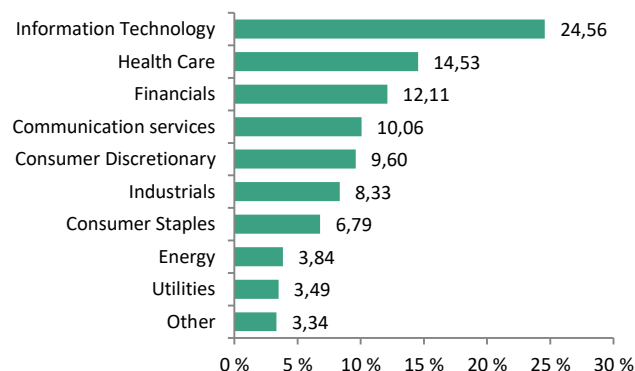
Geographic allocation



Asset allocation



Sector allocation



SAVA INFOND, DRUŽBA ZA UPRAVLJANJE, D.O.O.

Ulica Vita Kraigherja 5, SI-2000 Maribor

Tel: +386 2 229 74 40, Fax: +386 2 229 74 89, E: info@infond.si



The information contained in this document does not constitute investment advice and is merely a brief summary of key aspects of the fund. Full details of the fund can be found in sales prospectus, Key Investor Information Document (KIID), supplemented in each case by the most recent audited annual and half-yearly report, if this report is more recent than the most recently available annual report. These documents constitute the sole binding basis for the purchase of fund units. They are available free of charge in either electronic or printed form to interested parties at management company Sava Infond, družba za upravljanje, d.o.o., information and paying agents, and webpage (www.infond.si). Calculation of performance excludes initial fees (max. 5%) and redemption fees (max. 3%). Individual costs such as fees, commissions and other charges have not been included in this document and would have an adverse impact on returns if they were included. It should be noted that past performance is not a reliable indicator of the future performance of a fund. Prices of shares and the income from them may fall as well as rise and investors may not get back the amount originally invested. Information on the Risk-Reward Profile (from 1 to 7) is available on webpage www.infond.si. Further information on taxation can be found in the full sales prospectus. The units issued under this fund may only be offered for purchase or sold in jurisdictions in which such offer or sale is permitted. The investors may receive additional and more detailed information related to the operations and about the units for sub-funds at the Management company of the fund: SAVA INFOND, družba za upravljanje, d.o.o., Ulica Vita Kraigherja 5, SI-2000 Maribor, Slovenia Tel.: +386 2 229 7440, Fax: +386 2 229 7489, www.infond.si. Our languages of communication are German and English.