

Infond Funds

FACT SHEETS

Infond 2040

Infond Alfa

Infond Balkan

Infond Beta

Infond Bond - Euro

Infond BRIC

Infond Consumer

Infond Defensive

Infond Dividend

Infond Družbeno odgovorni

Infond Dynamic

Infond Energy

Infond Europe

Infond Financials

Infond Frontier

Infond Global Flex

Infond Life

Infond Select

Infond ShortTerm Bond - Euro

Infond Smart Quality

Infond Technology

Infond USA

PERFORMANCE - 1 YR

+1,36%

PERFORMANCE - 3 YR

+12,28%

Infond Umbrella Fund

Infond 2040, target date subfund**Investment policy**

A professionally managed, well-diversified investment portfolio in a single fund. Infond 2040 allocates assets among equity, bond and money market instruments based on its investment strategy.

Suitable for

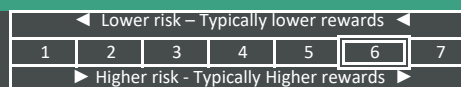
Above all for investors with financial goal targeted around year 2040. On basis of its investment policy the subfund will gradually turn from predominantly equity to predominantly bond subfund as approaching year 2040.

TOP 10 Holdings as at 30.10.2020

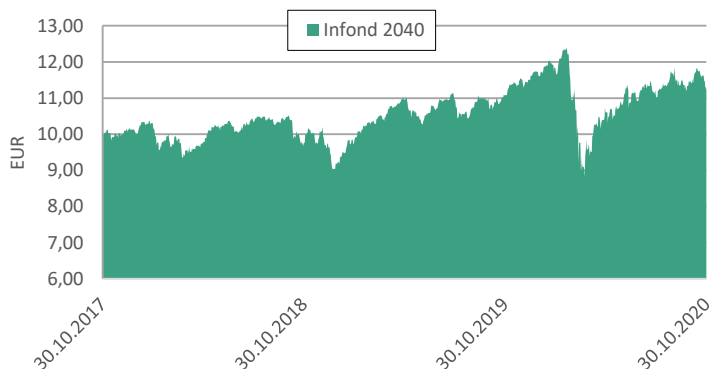
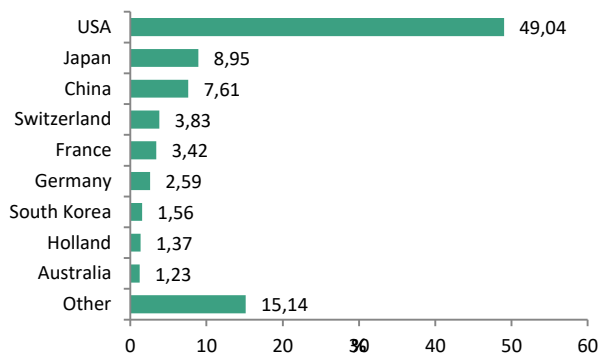
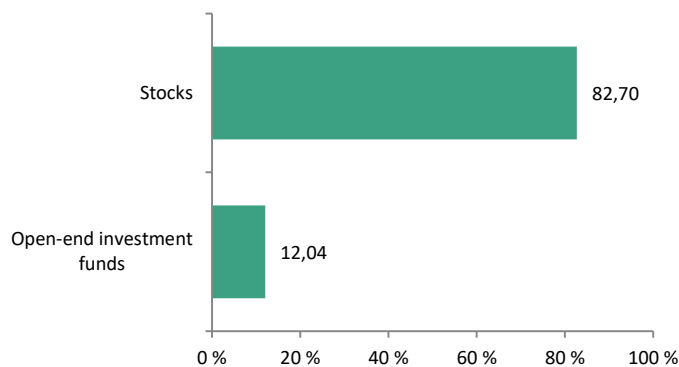
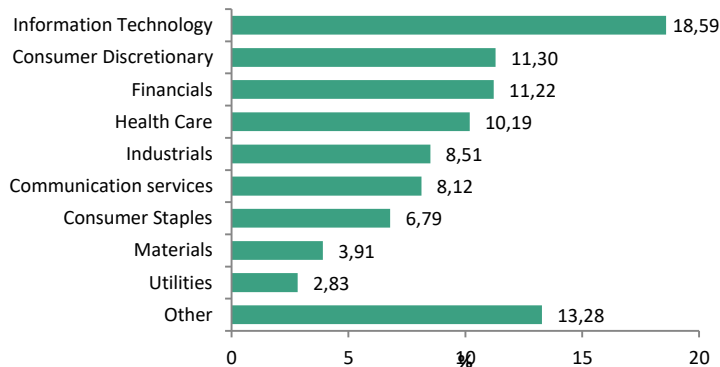
| | ISIN | % |
|-----------------------------|--------------|------|
| ALIBABA | US01609W1027 | 3,45 |
| MICROSOFT | US5949181045 | 2,71 |
| SALESFORCE.COM | US79466L3024 | 2,55 |
| AMAZON | US0231351067 | 2,50 |
| SERVICENOW | US81762P1021 | 2,39 |
| TENCENT HOLDINGS | KYG875721634 | 2,35 |
| ISHARES MSCI JAPAN | US46434G8226 | 2,34 |
| APPLE | US0378331005 | 2,24 |
| ISHARES EURO AGGREGATE BOND | IE00B3DKXQ41 | 2,19 |
| ROCHE HOLDING | CH0012032048 | 1,84 |

Fund overview as at 30.10.2020

| | |
|------------------------|--------------------------------|
| ISIN | SI0021401672 |
| Net asset value (NAV) | €11,23 |
| Total Net Assets (EUR) | 1.245.063 € |
| Initial charge | 0% |
| Redemption fee | max. 3% |
| Management fee | descending from 1.75% to 0,50% |
| Inception date | 09.01.2017 |

Synthetic Risk Reward Indicator

Sub-funds of the category 6 were highly volatile in the past. Volatility shows how much did the asset value per unit fluctuate upwards and downwards in the past. Considering the historical data on volatility, the sub-fund's asset units of category 6 may be exposed to a high price fluctuations.

Fund performance**Geographic allocation****Asset Allocation****Sector allocation**

SAVA INFOND, DRUŽBA ZA UPRAVLJANJE, D.O.O.

Ulica Vita Kraigherja 5, SI-2000 Maribor

Tel: +386 2 229 74 40, Fax: +386 2 229 74 89, E: info@infond.si

PERFORMANCE - 1 YR

+2,51%

PERFORMANCE - 3 YR

+10,68%

PERFORMANCE - 5 YR

+24,34%

Infond Umbrella Fund

Infond Alfa, mixed subfund**Investment policy**

Infond Alfa is the global balanced mixed subfund of the Infond Umbrella Fund. It invests between 35 and 65% of assets in shares and unites of equity target funds without regional or sectoral limitation.

Suitable for

As a mixed subfund, Infond Alfa is geared toward investors who are looking for a mixture of safety, income and modest capital appreciation. The recommended duration of an investment is at least five years.

TOP 10 Holdings as at 30.10.2020

| | ISIN | % |
|--|--------------|------|
| NEXT FUNDS JPX NIKKEI 400 | JP3047670009 | 3,02 |
| KINGDOM OF THE NETHERLANDS - NETHER 0.75 | NL0012171458 | 2,32 |
| DEUTSCHLAND - DBR 0.5 | DE0001102440 | 2,31 |
| APPLE | US0378331005 | 2,21 |
| REPUBLIC OF FINLAND - RFGB 2.75 | FI4000037635 | 2,19 |
| EIB - EIB 3.5 | XS0755873253 | 2,19 |
| REPUBLIC OF AUSTRIA - RAGB 0.5 | AT0000A269M8 | 2,06 |
| FRANCE - FRTR 0.5 | FR0013407236 | 2,05 |
| MICROSOFT | US5949181045 | 1,96 |
| AMAZON | US0231351067 | 1,96 |

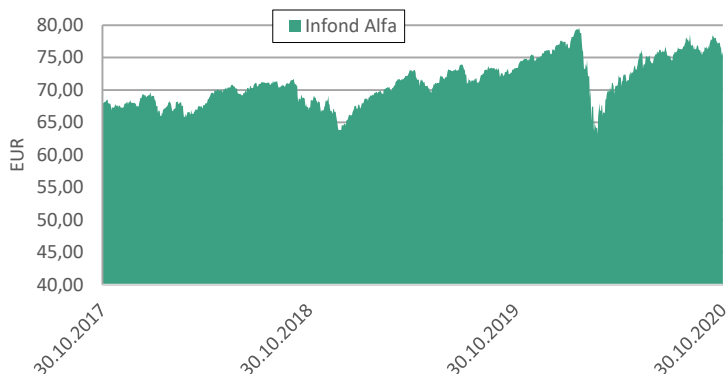
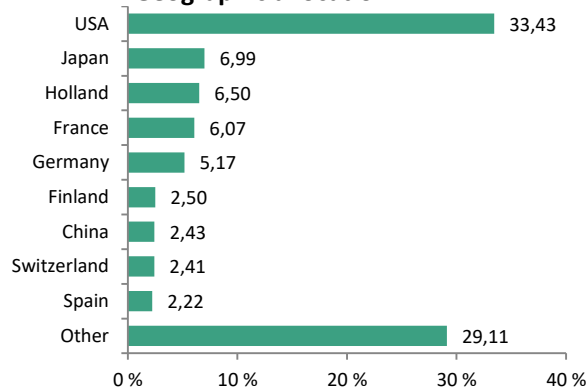
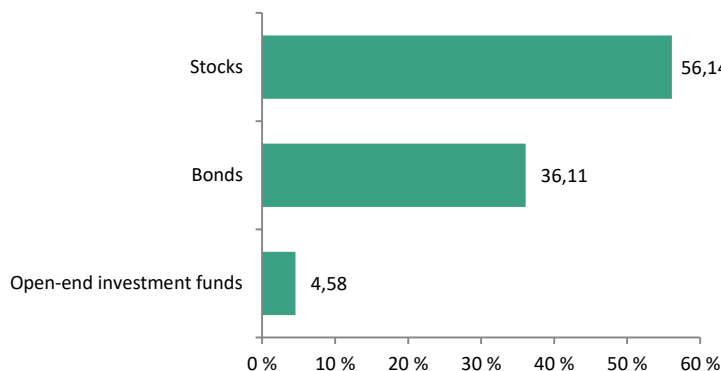
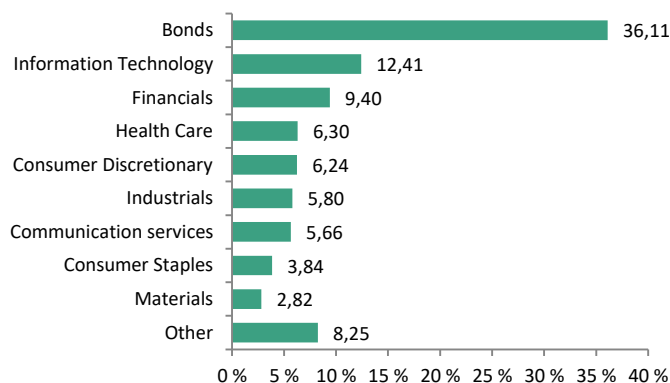
Fund overview as at 30.10.2020

| | |
|------------------------|--------------|
| ISIN | SI0021400161 |
| Net asset value (NAV) | €75,25 |
| Total Net Assets (EUR) | 37.050.719 € |
| Initial charge | max. 3 % |
| Redemption fee | 0% |
| Management fee | 2,00% |
| Inception date | 01.03.1994 |

Synthetic Risk Reward Indicator

| | | | | | | |
|--|---|---|---|---|---|---|
| ◀ Lower risk – Typically lower rewards ▶ | | | | | | |
| 1 | 2 | 3 | 4 | 5 | 6 | 7 |
| ▶ Higher risk - Typically Higher rewards ▶ | | | | | | |

Sub-funds of the category 5 had medium to high volatility in the past. Volatility shows how much has the asset value per unit fluctuated upwards and downwards in the past. Considering the historical data on volatility, the sub-fund's asset units of category 5 may be exposed to medium to high price fluctuations. Mixed portfolio composition enables higher exposure to debt investments, which increases the credit risk. In case that the issuer becomes insolvent or finds himself in economic problems it can happen that the debtor does not settle his obligations towards the sub-fund in total or in time.

Fund performance**Geographic allocation****Asset allocation****Sector allocation**

SAVA INFOND, DRUŽBA ZA UPRAVLJANJE, D.O.O.

Ulica Vita Kraigherja 5, SI-2000 Maribor

Tel: +386 2 229 74 40, Fax: +386 2 229 74 89, E: info@infond.si

PERFORMANCE - 1 YR

-26,13%

PERFORMANCE - 3 YR

-20,30%

PERFORMANCE - 5 YR

-9,19%

Infond Umbrella Fund

Infond Balkan, equity subfund

Investment policy

Infond Balkan invests a minimum of 80% of its net assets in equities issued by companies of Southeastern Europe. The best way for retail investor to get exposure to these markets is to purchase a fund - it is the simplest and cheapest way to invest to these markets.

Suitable for

The fund is suitable for investors who are willing to assume higher risk and invest over the long term.

TOP 10 Holdings as at 30.10.2020

| | ISIN | % |
|-----------------------|--------------|------|
| ATLANTIC GRUPA | HRATGRR0003 | 8,64 |
| COCA-COLA HBC | CH0198251305 | 7,19 |
| KRKA | SI0031102120 | 6,52 |
| POZAVAROVNICA SAVA | SI0021110513 | 5,55 |
| FONDUL PROPRIETATEA | US34460G1067 | 4,37 |
| SOPHARMA | BG11SOSOB18 | 4,00 |
| ERICSSON NIKOLA TESLA | HRERNTRA0000 | 3,99 |
| ZAVAROVNICA TRIGLAV | SI0021111651 | 3,90 |
| TURKCELL | US9001112047 | 3,51 |
| PETROL | SI0031102153 | 3,41 |

Fund overview as at 30.10.2020

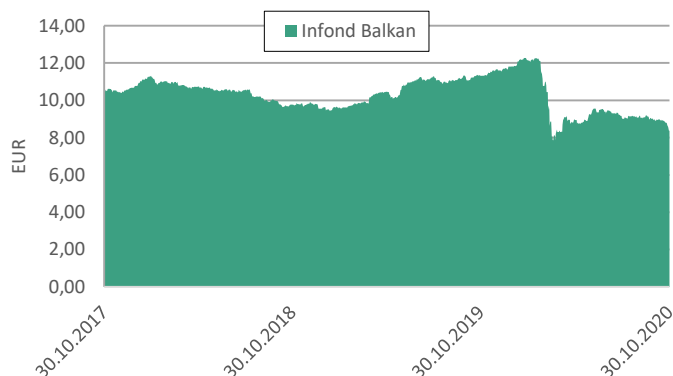
| | |
|------------------------|--------------|
| ISIN | SI0021400328 |
| Net asset value (NAV) | €8,36 |
| Total Net Assets (EUR) | 354.288 € |
| Initial charge | max. 3 % |
| Redemption fee | 0% |
| Management fee | 2,25% |
| Inception date | 01.08.2007 |

Synthetic Risk Reward Indicator

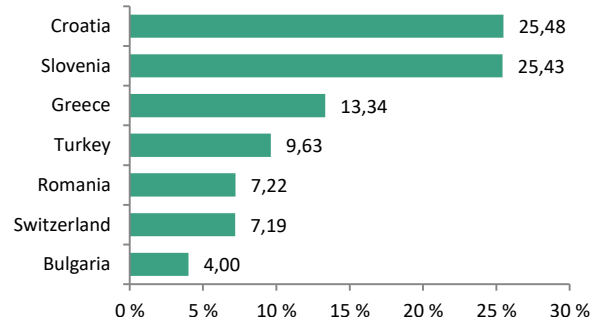
| | | | | | | |
|--|---|---|---|---|---|---|
| ◀ Lower risk – Typically lower rewards ▶ | | | | | | |
| 1 | 2 | 3 | 4 | 5 | 6 | 7 |
| ▶ Higher risk - Typically Higher rewards ▶ | | | | | | |

Sub-funds of the category 6 were highly volatile in the past. Volatility shows how much did the asset value per unit fluctuate upwards and downwards in the past. Considering the historical data on volatility, the sub-fund's asset units of category 6 may be exposed to a high price fluctuations.

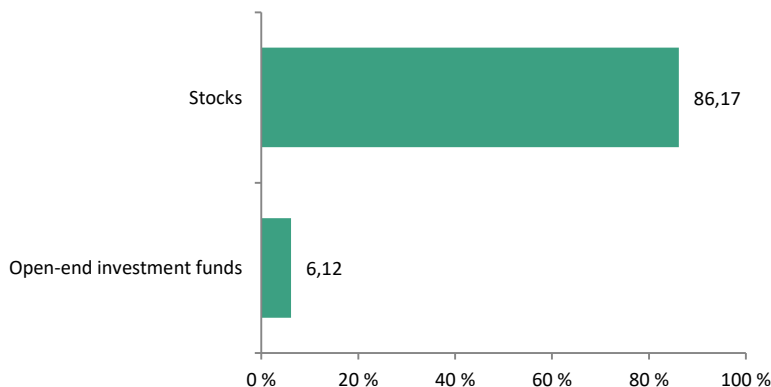
Fund performance



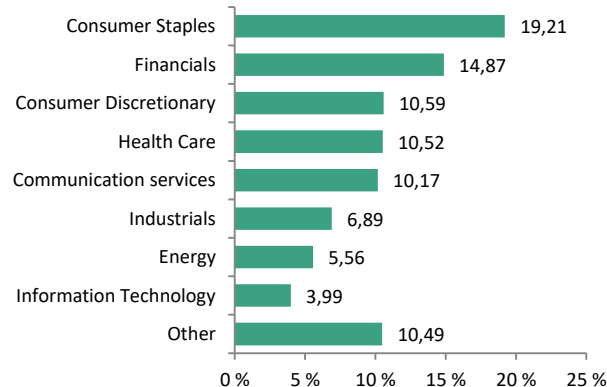
Geographic allocation



Asset allocation



Sector allocation



SAVA INFOND, DRUŽBA ZA UPRAVLJANJE, D.O.O.

Ulica Vita Kraigherja 5, SI-2000 Maribor

Tel: +386 2 229 74 40, Fax: +386 2 229 74 89, E: info@infond.si

PERFORMANCE - 1 YR

-3,24%

PERFORMANCE - 3 YR

+9,61%

PERFORMANCE - 5 YR

+25,17%

Infond Umbrella Fund

Infond Beta, developed markets equity subfund

Investment policy

Infond Beta is an equity subfund of the Infond Umbrella Fund. It invests a minimum of 80% of its net assets in equities issued by companies anywhere in the developed world with no sectoral limitation.

Suitable for

The fund is suitable for investors who are willing to assume higher risk and invest over the long term.

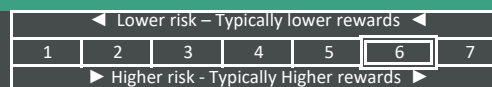
TOP 10 Holdings as at 30.10.2020

| | ISIN | % |
|---------------------------|--------------|------|
| MICROSOFT | US5949181045 | 5,09 |
| APPLE | US0378331005 | 3,55 |
| AMAZON | US0231351067 | 3,21 |
| ALPHABET | US02079K3059 | 2,99 |
| SALESFORCE.COM | US79466L3024 | 2,33 |
| FACEBOOK | US30303M1027 | 2,09 |
| PAYPAL | US70450Y1038 | 1,93 |
| ROCHE HOLDING | CH0012032048 | 1,92 |
| ADOBE SYSTEMS | US00724F1012 | 1,87 |
| NEXT FUNDS JPX NIKKEI 400 | JP3047670009 | 1,87 |

Fund overview as at 30.10.2020

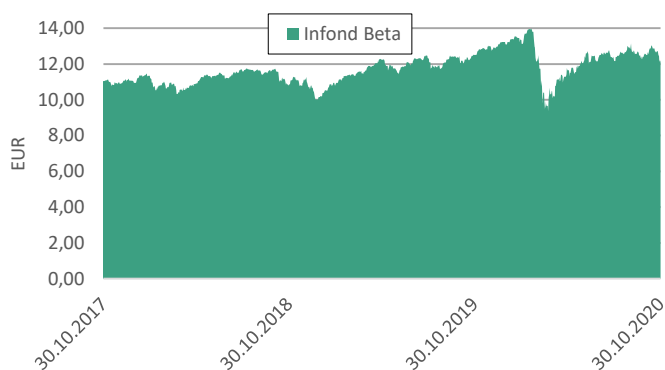
| | |
|------------------------|--------------|
| ISIN | SI0021400179 |
| Net asset value (NAV) | €12,11 |
| Total Net Assets (EUR) | 38.776.697 € |
| Initial charge | max. 3 % |
| Redemption fee | 0% |
| Management fee | 2,25% |
| Inception date | 01.09.2004 |

Synthetic Risk Reward Indicator

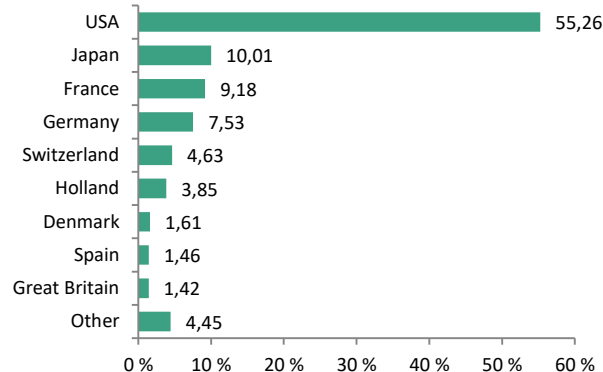


Sub-funds of the category 6 were highly volatile in the past. Volatility shows how much did the asset value per unit fluctuate upwards and downwards in the past. Considering the historical data on volatility, the sub-fund's asset units of category 6 may be exposed to a high price fluctuations.

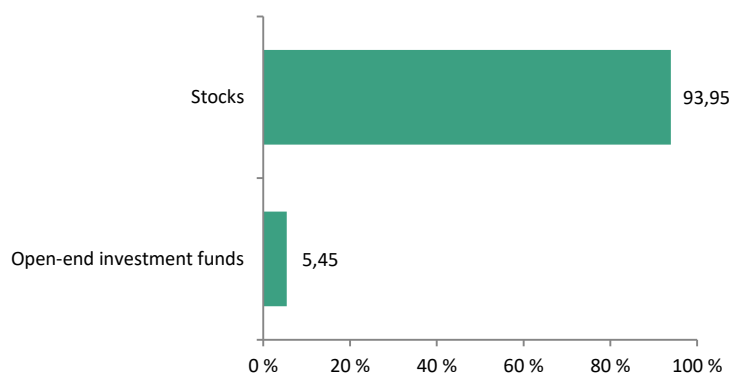
Fund performance



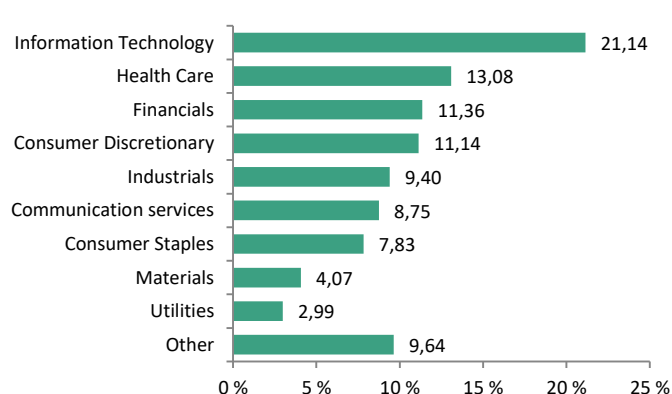
Geographic allocation



Asset allocation



Sector allocation



SAVA INFOND, DRUŽBA ZA UPRAVLJANJE, D.O.O.

Ulica Vita Kraigherja 5, SI-2000 Maribor

Tel: +386 2 229 74 40, Fax: +386 2 229 74 89, E: info@infond.si

PERFORMANCE - 1 YR

+0,81%

PERFORMANCE - 3 YR

+2,56%

PERFORMANCE - 5 YR

+6,28%

Infond Umbrella Fund

Infond Bond - Euro, bond subfund

Investment policy

Infond Bond - Euro (the bond subfund of Infond Umbrella Funds) invests a minimum of 80 % of its net assets in bond funds and debt securities of issuers anywhere in the world, at least 70 % are nominated in EURO.

Suitable for

Investors with low risk tolerance or risk averse investors.

Fund overview as at 30.10.2020

| | |
|------------------------|--------------|
| ISIN | SI0021401318 |
| Net asset value (NAV) | €13,89 |
| Total Net Assets (EUR) | 17.801.990 € |
| Initial charge | max. 1,5 % |
| Redemption fee | 0% |
| Management fee | 1,10% |
| Inception date | 14.08.2010 |

Synthetic Risk Reward Indicator

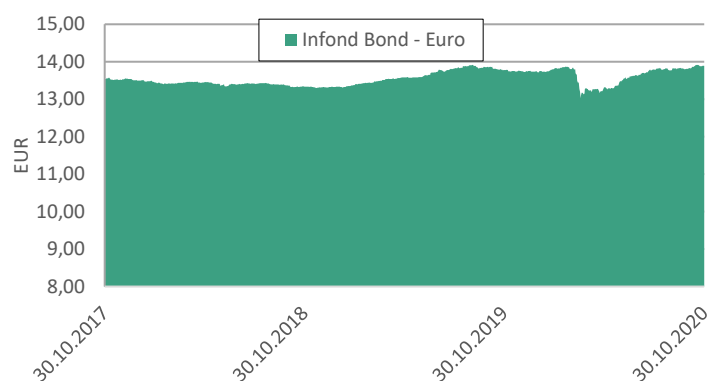
| | | | | | | |
|--|---|---|---|---|---|---|
| ◀ Lower risk – Typically lower rewards ▶ | | | | | | |
| 1 | 2 | 3 | 4 | 5 | 6 | 7 |
| ▶ Higher risk - Typically Higher rewards ▶ | | | | | | |

Sub-funds of the category 3 have had low to medium volatility in the past. Volatility shows how much did the asset value per unit fluctuate upwards and downwards in the past. Considering the historical data on volatility, the sub-fund's asset units of category 3 may be exposed from small to medium price fluctuations.

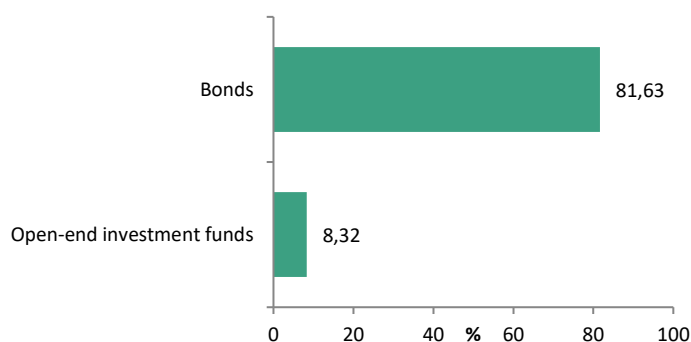
TOP 10 Holdings as at 30.10.2020

| | ISIN | % |
|-----------------------------------|--------------|------|
| ISHARES EURO AGGREGATE BOND | IE00B3DKXQ41 | 4,02 |
| KINGDOM OF SPAIN - SPGB 1.45 | ES0000012A89 | 2,97 |
| REPUBLIKA SLOVENIJA - SLOREP 2.25 | SI0002103602 | 2,89 |
| REPUBLIKA SLOVENIJA - SLOREP 1 | SI0002103776 | 2,80 |
| KINGDOM OF SPAIN - SPGB 1.45 | ES0000012E51 | 2,54 |
| REPUBLIKA SLOVENIJA - SLOREP 1.5 | SI0002103487 | 2,53 |
| FRANCE - FRTR 0.5 | FR0013407236 | 2,44 |
| REPUBLIC OF ITALY - BTPS 4.5 | IT0004644735 | 2,43 |
| REPUBLIC OF SERBIA - SERBIA 1.5 | XS2015296465 | 2,21 |
| REPUBLIC OF FINLAND - RFGB 2.75 | FI4000037635 | 2,14 |

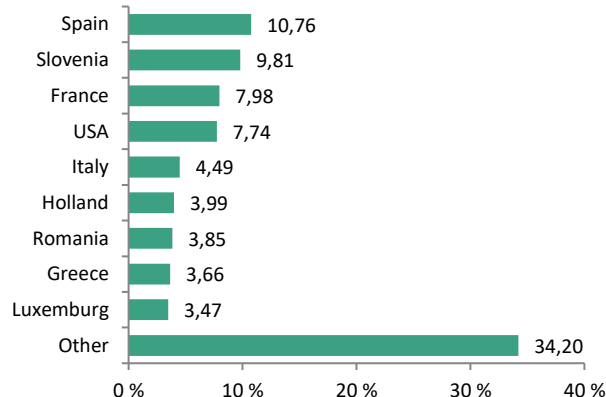
Fund performance



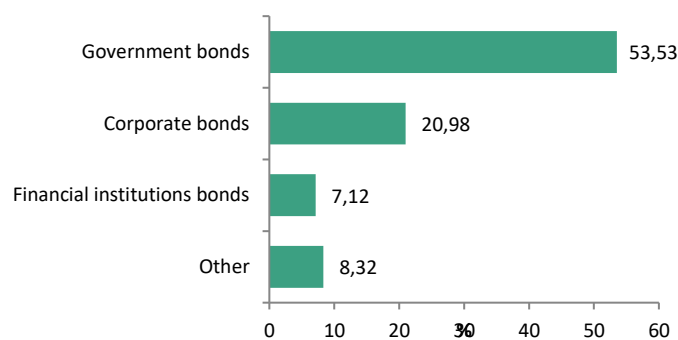
Asset allocation



Geographic allocation



Sector allocation



SAVA INFOND, DRUŽBA ZA UPRAVLJANJE, D.O.O.

Ulica Vita Kraigherja 5, SI-2000 Maribor

Tel: +386 2 229 74 40, Fax: +386 2 229 74 89, E: info@infond.si

PERFORMANCE - 1 YR

+4,35%

PERFORMANCE - 3 YR

+4,33%

PERFORMANCE - 5 YR

+26,53%

Infond Umbrella Fund

Infond BRIC, equity subfund

Investment policy

Infond BRIC (Equity Subfund of Infond Umbrella Fund) invests primarily in equities of companies based in the BRIC countries. Subfund has no sectoral limitation.

Suitable for

The fund is suitable for investors who are willing to assume higher risk and invest over the long term.

TOP 10 Holdings as at 30.10.2020

| | ISIN | % |
|----------------------|--------------|------|
| TENCENT HOLDINGS | KYG875721634 | 9,01 |
| ALIBABA | US01609W1027 | 8,83 |
| JD.COM | US47215P1066 | 8,36 |
| RELIANCE INDUSTRIES | US7594701077 | 3,31 |
| XIAOMI | KYG9830T1067 | 3,08 |
| AIA | HK0000069689 | 2,64 |
| TRIP.COM | US89677Q1076 | 2,50 |
| LI NING | KYG5496K1242 | 2,43 |
| CHINA MERCHANTS BANK | CNE1000002M1 | 2,41 |
| BAIDU | US0567521085 | 2,34 |

Fund overview as at 30.10.2020

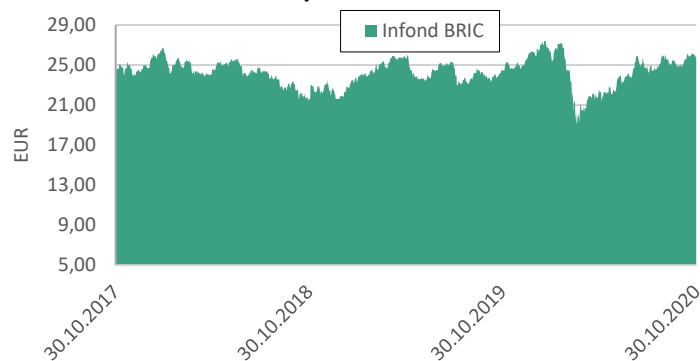
| | |
|------------------------|--------------|
| ISIN | SI0021400518 |
| Net asset value (NAV) | €25,51 |
| Total Net Assets (EUR) | 35.415.680 € |
| Initial charge | max. 5 % |
| Redemption fee | 0% |
| Management fee | 2,25% |
| Inception date | 03.10.2005 |

Synthetic Risk Reward Indicator

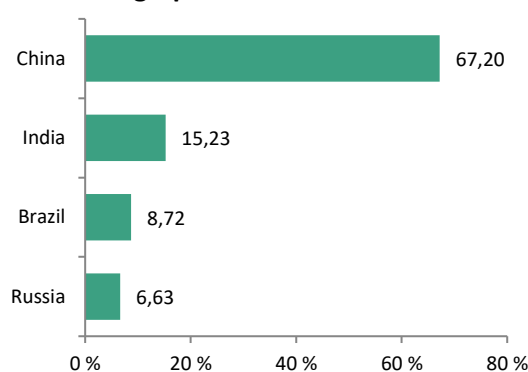
| | | | | | | |
|--|---|---|---|---|---|---|
| ◀ Lower risk – Typically lower rewards ▶ | | | | | | |
| 1 | 2 | 3 | 4 | 5 | 6 | 7 |
| ▶ Higher risk - Typically Higher rewards ▶ | | | | | | |

Sub-funds of the category 6 were highly volatile in the past. Volatility shows how much did the asset value per unit fluctuate upwards and downwards in the past. Considering the historical data on volatility, the sub-fund's asset units of category 6 may be exposed to a high price fluctuations.

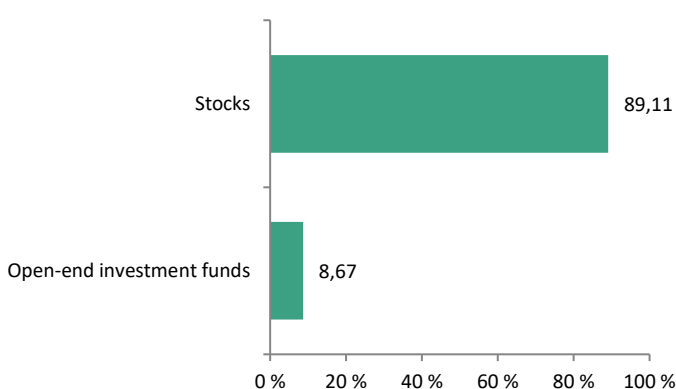
Fund performance



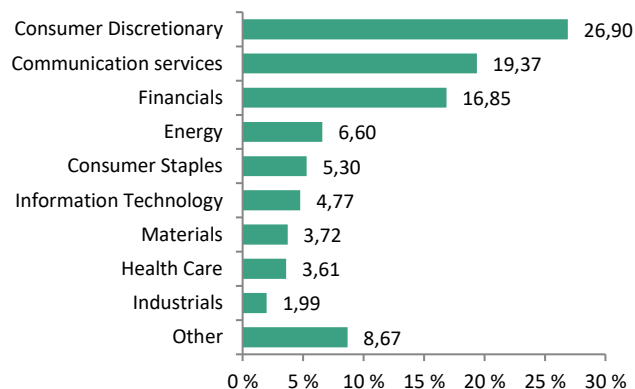
Geographic allocation



Asset allocation



Sector allocation



SAVA INFOND, DRUŽBA ZA UPRAVLJANJE, D.O.O.

Ulica Vita Kraigherja 5, SI-2000 Maribor

Tel: +386 2 229 74 40, Fax: +386 2 229 74 89, E: info@infond.si

Disclaimer: It should be noted that past performance is not a reliable indicator of the future performance of a fund. Individual costs such as fees, commissions and other charges have not been included in this document and would have an adverse impact on returns if they were included. The methodology for calculating the data contained in the monthly report is published on www.infond.si.

PERFORMANCE - 1 YR

+3,01%

PERFORMANCE - 3 YR

+23,16%

PERFORMANCE - 5 YR

+25,27%

Infond Umbrella Fund

Infond Consumer, equity subfund

Investment policy

Infond Consumer, the equity subfund of the Infond Umbrella Fund, invests at least 80 % of its assets in equities from Consumer Staples and Discretionary sector with no regional limitation.

Suitable for

The fund is suitable for investors who are willing to assume higher risk and invest over the long term.

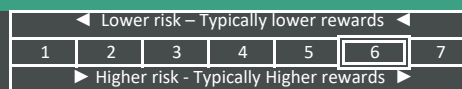
TOP 10 Holdings as at 30.10.2020

| | ISIN | % |
|-------------------|--------------|------|
| AMAZON | US0231351067 | 8,06 |
| NESTLE | CH0038863350 | 5,56 |
| ALIBABA | US01609W1027 | 4,53 |
| LOWE'S COMPANIES | US5486611073 | 4,20 |
| PROCTER & GAMBLE | US7427181091 | 3,86 |
| COCA COLA COMPANY | US1912161007 | 3,06 |
| PEPSI | US7134481081 | 2,83 |
| WAL - MART STORES | US9311421039 | 2,72 |
| SONY | JP3435000009 | 2,64 |
| DIAGEO | GB0002374006 | 2,58 |

Fund overview as at 30.10.2020

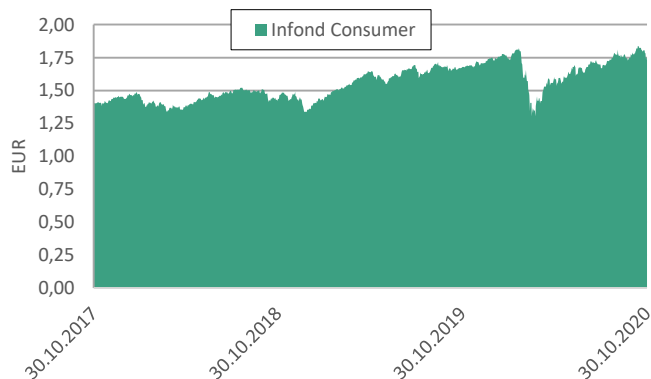
| | |
|------------------------|--------------|
| ISIN | SI0021401219 |
| Net asset value (NAV) | €1,73 |
| Total Net Assets (EUR) | 1.610.862 € |
| Initial charge | max. 3 % |
| Redemption fee | 0% |
| Management fee | 2,25% |
| Inception date | 20.06.2008 |

Synthetic Risk Reward Indicator

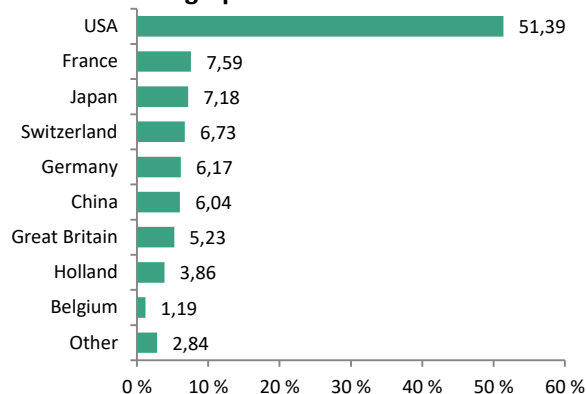


Sub-funds of the category 6 were highly volatile in the past. Volatility shows how much did the asset value per unit fluctuate upwards and downwards in the past. Considering the historical data on volatility, the sub-fund's asset units of category 6 may be exposed to a high price fluctuations.

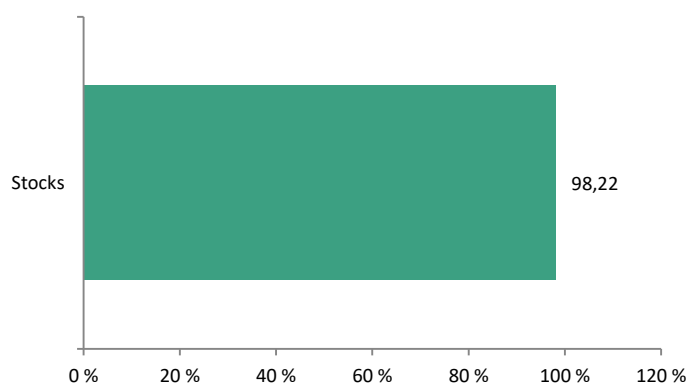
Fund performance



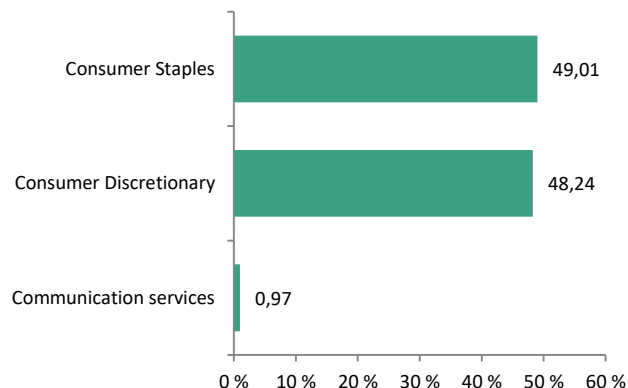
Geographic allocation



Asset allocation



Sector allocation



SAVA INFOND, DRUŽBA ZA UPRAVLJANJE, D.O.O.

Ulica Vita Kraigherja 5, SI-2000 Maribor

Tel: +386 2 229 74 40, Fax: +386 2 229 74 89, E: info@infond.si

PERFORMANCE - 1 YR

+0,70%

PERFORMANCE - 3 YR

+7,07%

PERFORMANCE - 5 YR

+20,33%

Infond Umbrella Fund

Infond Defensive, mixed subfund

Investment policy

Infond Defensive, the global mix defensive subfund, invests a maksimum of 35% of its net assets in equities with neither geographical or sectoral limitation. It invests mainly in bonds, money market instruments, deposits and target funds.

Suitable for

The fund is suitable for investors who are willing to assume modest risk and invest over the long term.

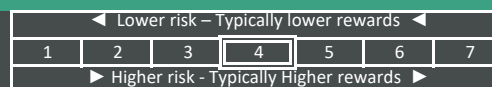
TOP 10 Holdings as at 30.10.2020

| | ISIN | % |
|---|--------------|------|
| KINGDOM OF SPAIN - SPGB 1.45 | ES0000012A89 | 2,61 |
| ISHARES EURO AGGREGATE BOND | IE00B3DKXQ41 | 2,41 |
| REPUBLIKA SLOVENIJA - SLOREP 1 | SI0002103776 | 2,05 |
| REPUBLIC OF SERBIA - SERBIA 1.5 | XS2015296465 | 1,97 |
| AMAZON | US0231351067 | 1,68 |
| ISHARES EURO CORPORATE BOND EX-FINANCIALS | IE00B4L5ZG21 | 1,61 |
| REPUBLIKA SLOVENIJA - SLOREP 2.25 | SI0002103602 | 1,59 |
| KINGDOM OF SPAIN - SPGB 1.45 | ES0000012E51 | 1,57 |
| REPUBLIC OF ITALY - BTIPS 4.5 | IT0004644735 | 1,52 |
| FRANCE - FRTR 0.5 | FR0013407236 | 1,51 |

Fund overview as at 30.10.2020

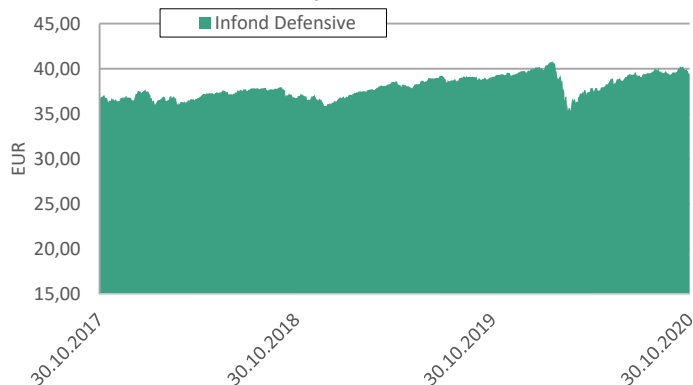
| | |
|------------------------|---------------|
| ISIN | SI00021400476 |
| Net asset value (NAV) | €39,38 |
| Total Net Assets (EUR) | 32.420.343 € |
| Initial charge | max. 3 % |
| Redemption fee | 0% |
| Management fee | 1,65% |
| Inception date | 01.07.1995 |

Synthetic Risk Reward Indicator

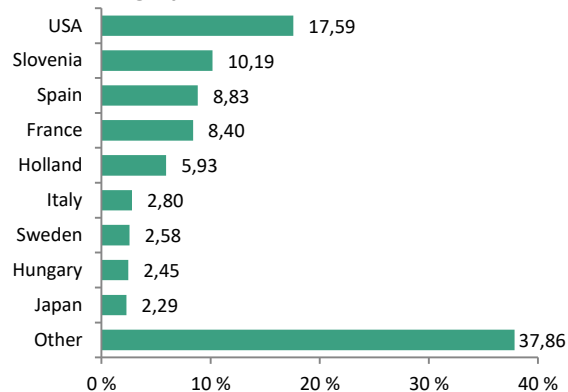


Sub-funds of the category 4 were medium volatile in the past. Volatility shows how much did the asset value per unit fluctuate upwards and downwards in the past. Considering the historical data on volatility, the sub-fund's asset units of category 4 may be exposed to medium price fluctuations. Mixed portfolio composition enables higher exposure to debt investments, which increases the credit risk. In case that the issuer becomes insolvent or finds himself in economic problems it can happen that the debtor does not settle his obligations towards the sub-fund in total or in time.

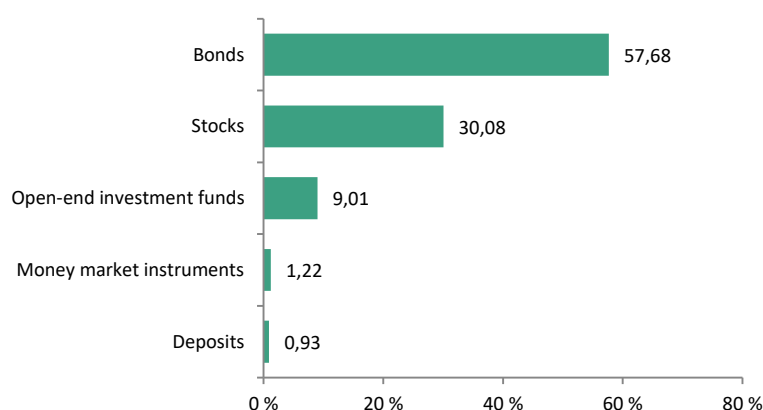
Fund performance



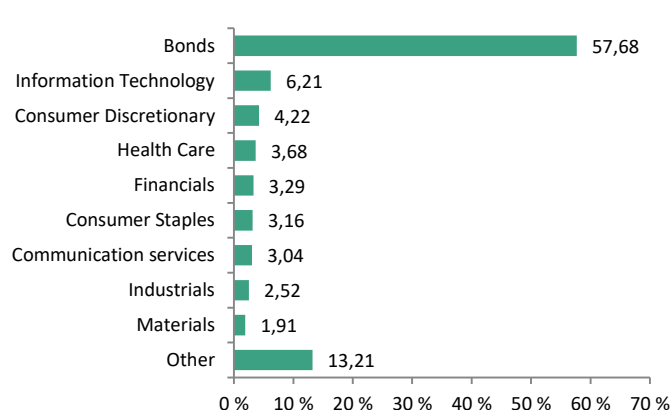
Geographic allocation



Asset allocation



Sector allocation



SAVA INFOND, DRUŽBA ZA UPRAVLJANJE, D.O.O.

Ulica Vita Kraigherja 5, SI-2000 Maribor

Tel: +386 2 229 74 40, Fax: +386 2 229 74 89, E: info@infond.si

PERFORMANCE - 1 YR

-10,05%

PERFORMANCE - 3 YR

-4,91%

PERFORMANCE - 5 YR

+12,39%

Infond Umbrella Fund

Infond Dividend, developed market equity subfund

Investment policy

Infond Dividend, the global equity subfund of the Infond Umbrella Fund, has no sectoral limitation. Investments are selected systematically between companies that steadily increase dividends.

Suitable for

The fund is suitable for investors who are willing to assume higher risk and invest over the long term.

TOP 10 Holdings as at 30.10.2020

| | ISIN | % |
|---------------------------|--------------|------|
| NITTO DENKO | JP3684000007 | 2,59 |
| SNAP-ON | US8330341012 | 2,42 |
| FORTESCUE METALS | AU000000FMG4 | 2,39 |
| AMERIPRISE FINANCIAL | US03076C1062 | 2,30 |
| CHARLES SCHWAB | US8085131055 | 2,27 |
| TEXAS INSTRUMENTS | US8825081040 | 2,26 |
| CATERPILLAR | US1491231015 | 2,23 |
| AUTOMATIC DATA PROCESSING | US0530151036 | 2,22 |
| BLACKROCK | US09247X1019 | 2,18 |
| BEST BUY | US0865161014 | 2,18 |

Fund overview as at 30.10.2020

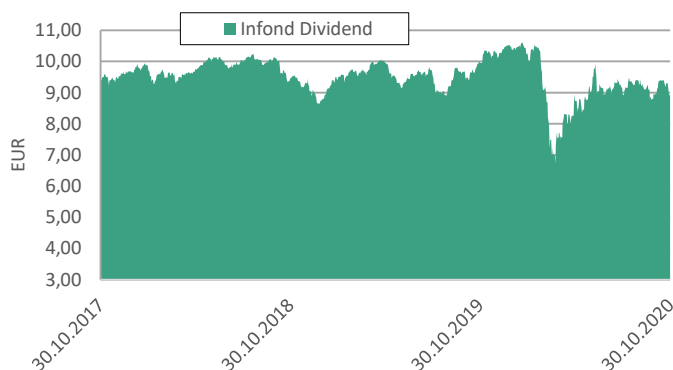
| | |
|------------------------|--------------|
| ISIN | SI0021401342 |
| Net asset value (NAV) | €8,95 |
| Total Net Assets (EUR) | 6.571.962 € |
| Initial charge | max. 3 % |
| Redemption fee | 0% |
| Management fee | 2,25% |
| Inception date | 11.12.2010 |

Synthetic Risk Reward Indicator

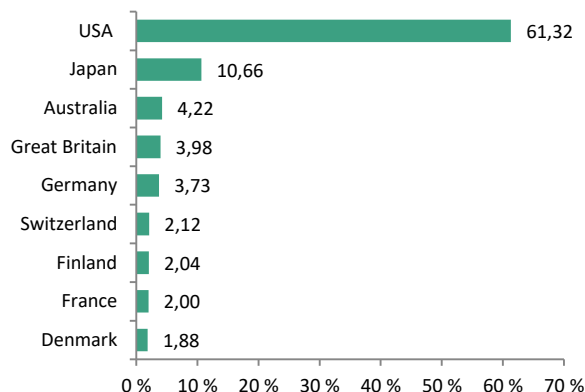
| | | | | | | |
|--|---|---|---|---|---|---|
| ◀ Lower risk – Typically lower rewards ▶ | | | | | | |
| 1 | 2 | 3 | 4 | 5 | 6 | 7 |
| ▶ Higher risk - Typically Higher rewards ▶ | | | | | | |

Sub-funds of the category 6 were highly volatile in the past. Volatility shows how much did the asset value per unit fluctuate upwards and downwards in the past. Considering the historical data on volatility, the sub-fund's asset units of category 6 may be exposed to a high price fluctuations.

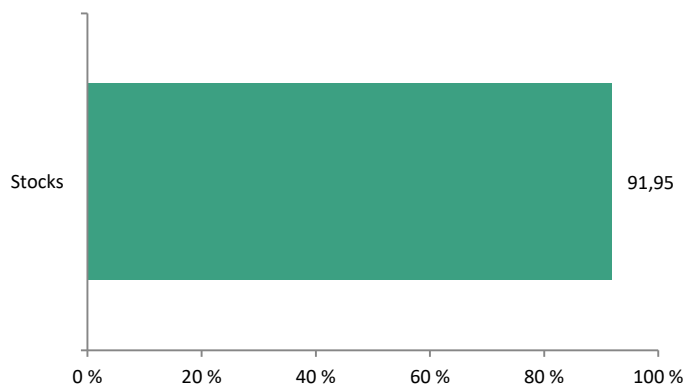
Fund performance



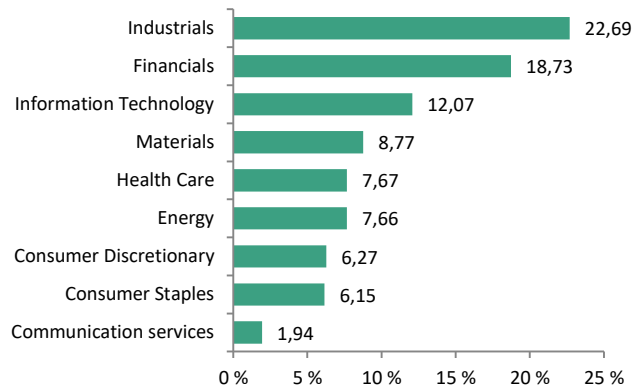
Geographic allocation



Asset allocation



Sector allocation



SAVA INFOND, DRUŽBA ZA UPRAVLJANJE, D.O.O.

Ulica Vita Kraigherja 5, SI-2000 Maribor

Tel: +386 2 229 74 40, Fax: +386 2 229 74 89, E: info@infond.si

PERFORMANCE - 1 YR

+8,96%

PERFORMANCE - 3 YR

+23,63%

PERFORMANCE - 5 YR

+38,94%

Infond Umbrella Fund

Infond Družbeno odgovorni, developed markets eq. subfund**Investment policy**

Infond Družbeno odgovorni, the equity subfund of the Infond Umbrella Fund, is the first fund in Slovenia that allocates its assets in stocks of the biggest global socially responsible companies.

Suitable for

The fund is suitable for investors who are willing to assume higher risk and invest over the long term.

TOP 10 Holdings as at 30.10.2020

| | ISIN | % |
|------------------------------|--------------|------|
| AMERICAN WATER WORKS | US0304201033 | 2,68 |
| UNITEDHEALTH | US91324P1021 | 2,51 |
| MICROSOFT | US5949181045 | 2,49 |
| APPLE | US0378331005 | 2,44 |
| SHIMANO | JP3358000002 | 2,18 |
| ISHARES NASDAQ BIOTECHNOLOGY | US4642875565 | 2,15 |
| GUGGENHEIM SOLAR ETF | US46138G7060 | 2,07 |
| TOMRA SYSTEMS | NO0005668905 | 2,04 |
| FIRST SOLAR | US3364331070 | 2,03 |
| CONSTELLATION SOFTWARE | CA21037X1006 | 2,02 |

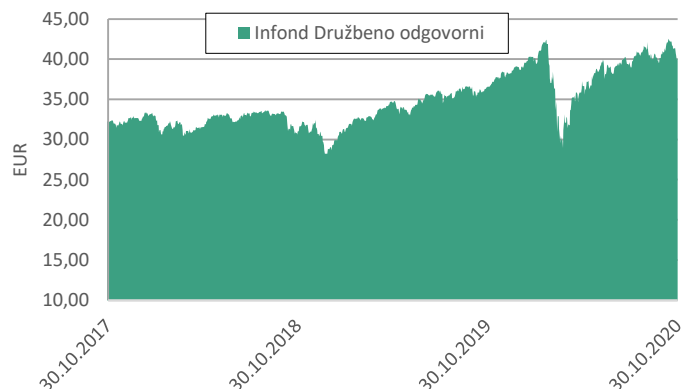
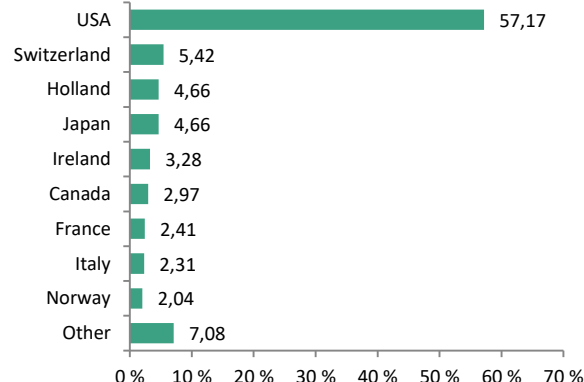
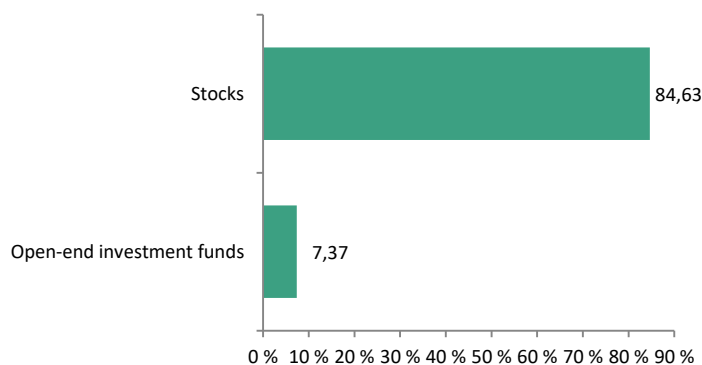
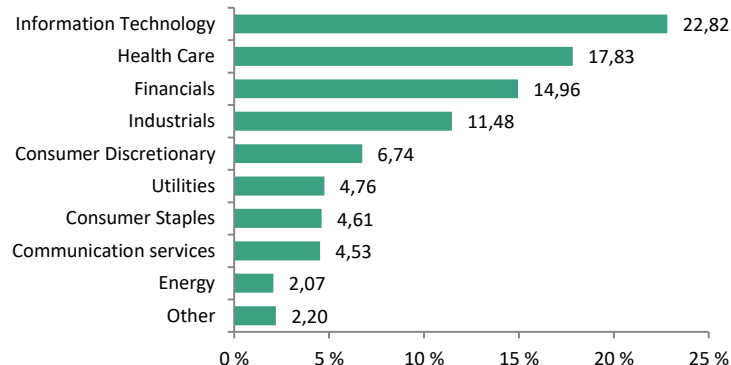
Fund overview as at 30.10.2020

| | |
|------------------------|--------------|
| ISIN | SI0021400880 |
| Net asset value (NAV) | €39,83 |
| Total Net Assets (EUR) | 6.244.825 € |
| Initial charge | max. 3 % |
| Redemption fee | 0% |
| Management fee | 2,25% |
| Inception date | 21.04.2005 |

Synthetic Risk Reward Indicator

| | | | | | | |
|--|---|---|---|---|---|---|
| ◀ Lower risk – Typically lower rewards ▶ | | | | | | |
| 1 | 2 | 3 | 4 | 5 | 6 | 7 |
| ▶ Higher risk - Typically Higher rewards ▶ | | | | | | |

Sub-funds of the category 6 were highly volatile in the past. Volatility shows how much did the asset value per unit fluctuate upwards and downwards in the past. Considering the historical data on volatility, the sub-fund's asset units of category 6 may be exposed to a high price fluctuations.

Fund performance**Geographic allocation****Asset allocation****Sector allocation**

SAVA INFOND, DRUŽBA ZA UPRAVLJANJE, D.O.O.

Ulica Vita Kraigherja 5, SI-2000 Maribor

Tel: +386 2 229 74 40, Fax: +386 2 229 74 89, E: info@infond.si

PERFORMANCE - 1 YR

-0,38%

PERFORMANCE - 3 YR

+12,01%

PERFORMANCE - 5 YR

+34,55%

Infond Umbrella Fund

Infond Dynamic, equity subfund

Investment policy

Infond Dynamic is a global equity subfund, that invests in equities issued by companies worldwide with no sectoral limitation. At least 20 % of its assets is invested in developing countries.

Suitable for

The fund is suitable for investors who are willing to assume higher risk and invest over the long term.

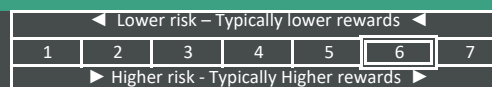
TOP 10 Holdings as at 30.10.2020

| | ISIN | % |
|-------------------------------|--------------|------|
| ALIBABA | US01609W1027 | 3,45 |
| ISHARES MSCI EMERGING MARKETS | US4642872349 | 3,29 |
| MICROSOFT | US5949181045 | 3,24 |
| TENCENT HOLDINGS | KYG875721634 | 2,66 |
| AMAZON | US0231351067 | 2,58 |
| ALPHABET | US02079K3059 | 2,45 |
| APPLE | US0378331005 | 2,40 |
| TAIWAN SEMICONDUCTOR | US8740391003 | 2,26 |
| ISHARES MSCI JAPAN | US46434G8226 | 1,90 |
| SAMSUNG | US7960508882 | 1,86 |

Fund overview as at 30.10.2020

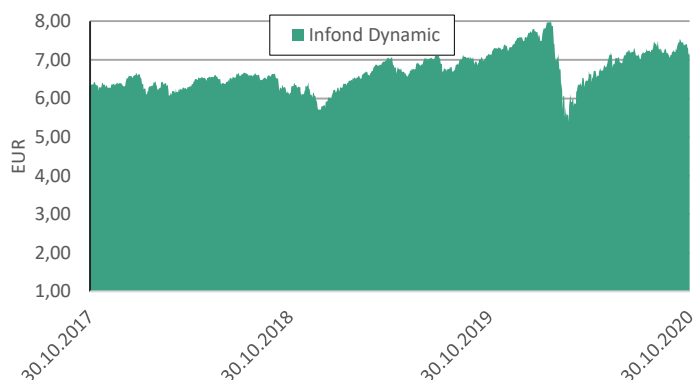
| | |
|------------------------|--------------|
| ISIN | SI0021401136 |
| Net asset value (NAV) | €7,11 |
| Total Net Assets (EUR) | 30.183.373 € |
| Initial charge | max. 3 % |
| Redemption fee | 0% |
| Management fee | 2,25% |
| Inception date | 10.10.2008 |

Synthetic Risk Reward Indicator

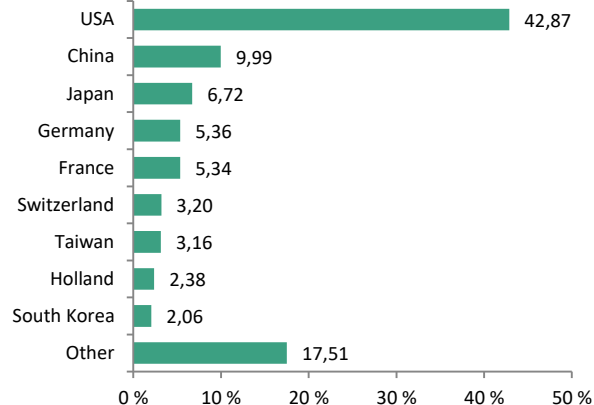


Sub-funds of the category 6 were highly volatile in the past. Volatility shows how much did the asset value per unit fluctuate upwards and downwards in the past. Considering the historical data on volatility, the sub-fund's asset units of category 6 may be exposed to a high price fluctuations.

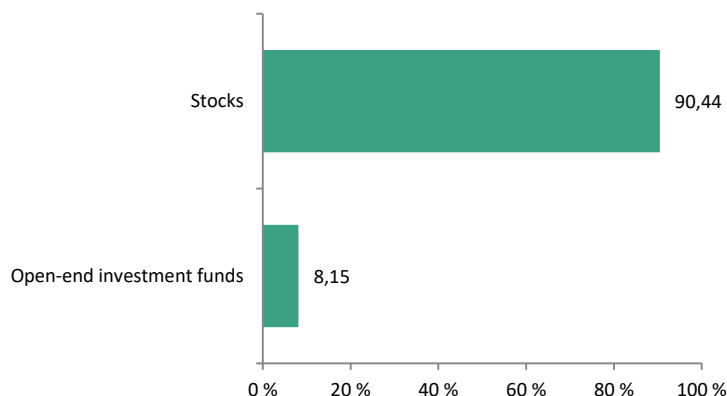
Fund performance



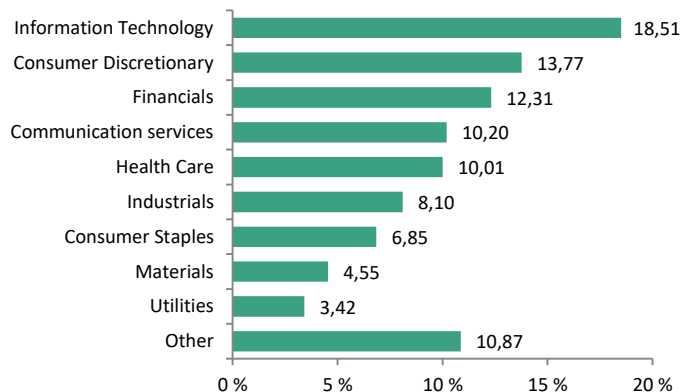
Geographic allocation



Asset allocation



Sector allocation



SAVA INFOND, DRUŽBA ZA UPRAVLJANJE, D.O.O.

Ulica Vita Kraigherja 5, SI-2000 Maribor

Tel: +386 2 229 74 40, Fax: +386 2 229 74 89, E: info@infond.si

PERFORMANCE - 1 YR

-46,86%

PERFORMANCE - 3 YR

-50,36%

PERFORMANCE - 5 YR

-48,18%

Infond Umbrella Fund

Infond Energy, equity subfund

Investment policy

Infond Energy invests at least 80% of funds assets in shares of companies from energy sector. That includes oil, gas, electricity, and coal, and newer sources such as nuclear, geothermal, oil shale, and solar power.

Suitable for

The fund is suitable for investors who are willing to assume higher risk and invest over the long term.

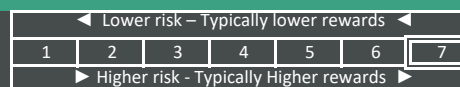
TOP 10 Holdings as at 30.10.2020

| | ISIN | % |
|--------------------|--------------|------|
| CHEVRON | US1667641005 | 8,78 |
| TOTAL | FR0000120271 | 7,94 |
| ROYAL DUTCH SHELL | GB00B03MLX29 | 7,31 |
| EXXON MOBIL | US30231G1022 | 7,02 |
| NESTE OYJ | FI0009013296 | 4,46 |
| BP PLC | GB0007980591 | 3,51 |
| ENBRIDGE | CA29250N1050 | 3,48 |
| TC ENERGY | CA87807B1076 | 3,37 |
| MARATHON PETROLEUM | US56585A1025 | 3,12 |
| VALERO ENERGY | US91913Y1001 | 3,03 |

Fund overview as at 30.10.2020

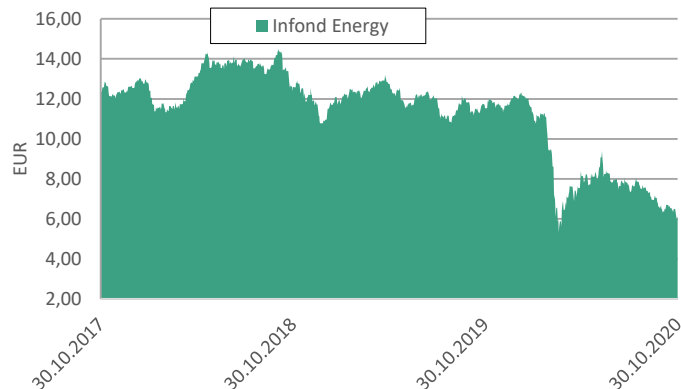
| | |
|------------------------|--------------|
| ISIN | SI0021400500 |
| Net asset value (NAV) | €6,13 |
| Total Net Assets (EUR) | 2.503.019 € |
| Initial charge | max. 3 % |
| Redemption fee | 0% |
| Management fee | 2,25% |
| Inception date | 03.10.2005 |

Synthetic Risk Reward Indicator

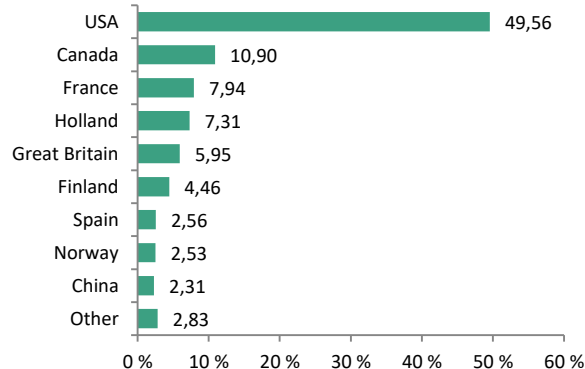


Funds of the category 7 were highly volatile in the past. Volatility shows how much did the asset value per unit fluctuate upwards and downwards in the past. Considering the historical data on volatility, the sub-fund's asset units of category 6 may be exposed to high price fluctuations.

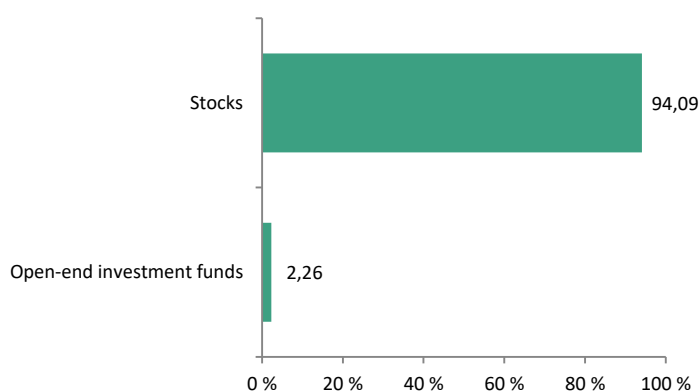
Fund performance



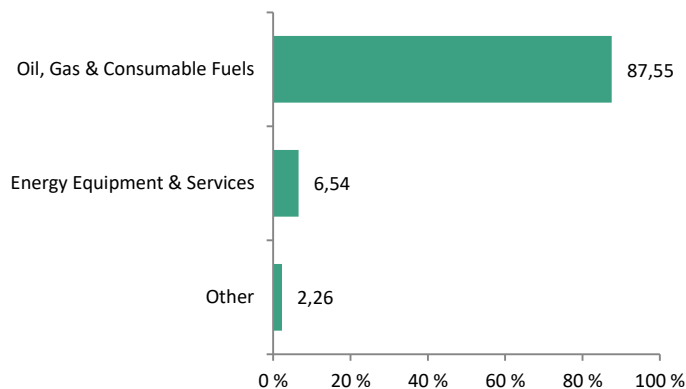
Geographic allocation



Asset allocation



Sector allocation



SAVA INFOND, DRUŽBA ZA UPRAVLJANJE, D.O.O.

Ulica Vita Kraigherja 5, SI-2000 Maribor

Tel: +386 2 229 74 40, Fax: +386 2 229 74 89, E: info@infond.si

PERFORMANCE - 1 YR

-13,20%

PERFORMANCE - 3 YR

-10,09%

PERFORMANCE - 5 YR

-1,95%

Infond Umbrella Fund

Infond Europe, equity subfund

Investment policy

Infond Europe, equity subfund, investment objective is long-term performance, which it aims to achieve by investing in high-quality European stocks with sound fundamentals. Fund has no sectoral limitation.

Suitable for

The fund is suitable for investors who are willing to assume higher risk and invest over the long term.

TOP 10 Holdings as at 30.10.2020

| | ISIN | % |
|---------------------------------|--------------|------|
| ASML HOLDING | NL0010273215 | 4,19 |
| NOVARTIS | CH0012005267 | 3,91 |
| ROCHE HOLDING | CH0012032048 | 3,45 |
| SANOFI | FR0000120578 | 3,43 |
| DEUTSCHE POST | DE0005552004 | 2,90 |
| LVMH MOETHEPNESSY LOUIS VUITTON | FR0000121014 | 2,88 |
| L'OREAL | FR0000120321 | 2,58 |
| NESTLE | CH0038863350 | 2,52 |
| DIAGEO | GB0002374006 | 2,43 |
| UNILEVER | NL0000388619 | 2,26 |

Fund overview as at 30.10.2020

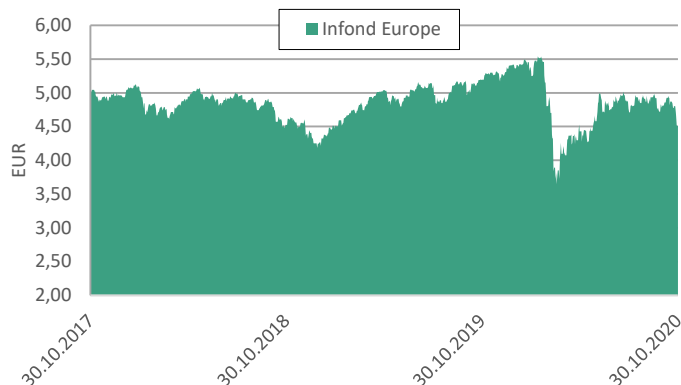
| | |
|------------------------|--------------|
| ISIN | SI0021400492 |
| Net asset value (NAV) | €4,51 |
| Total Net Assets (EUR) | 8.792.569 € |
| Initial charge | max. 3 % |
| Redemption fee | 0% |
| Management fee | 2,25% |
| Inception date | 15.11.2004 |

Synthetic Risk Reward Indicator

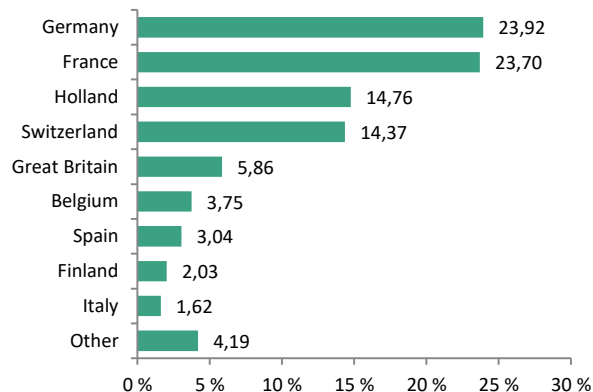
| | | | | | | |
|--|---|---|---|---|---|---|
| ◀ Lower risk – Typically lower rewards ▶ | | | | | | |
| 1 | 2 | 3 | 4 | 5 | 6 | 7 |
| ▶ Higher risk - Typically Higher rewards ▶ | | | | | | |

Sub-funds of the category 6 experienced high volatility in the past. Volatility shows how much has the asset value per unit fluctuated upwards and downwards in the past. Considering the historical data on volatility, the sub-fund's asset units of category 6 may be exposed to high price fluctuations.

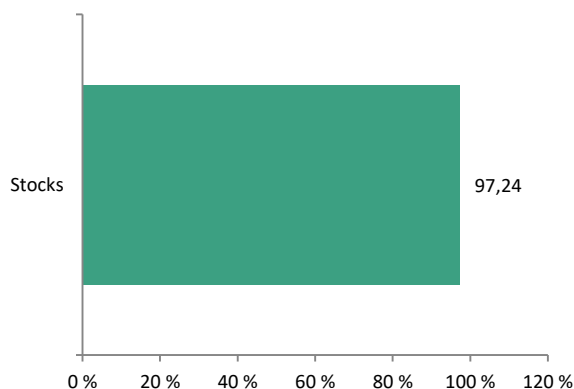
Fund performance



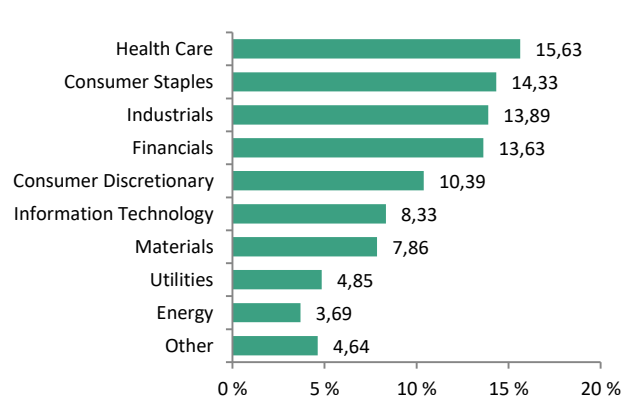
Geographic allocation



Asset allocation



Sector allocation



SAVA INFOND, DRUŽBA ZA UPRAVLJANJE, D.O.O.

Ulica Vita Kraigherja 5, SI-2000 Maribor

Tel: +386 2 229 74 40, Fax: +386 2 229 74 89, E: info@infond.si

PERFORMANCE - 1 YR

-21,21%

PERFORMANCE - 3 YR

-21,15%

PERFORMANCE - 5 YR

-7,22%

Infond Umbrella Fund

Infond Financials, equity subfund

Investment policy

Infond Financials, equity subfund, invests its assets to financial services sector. It invests in three main areas: banking, asset management and insurance with no regional limitation.

Suitable for

The fund is suitable for investors who are willing to assume higher risk and invest over the long term.

TOP 10 Holdings as at 30.10.2020

| | ISIN | % |
|--------------------------------|--------------|------|
| PROGRESSIVE CORPORATION | US7433151039 | 4,00 |
| S&P GLOBAL | US78409V1044 | 3,65 |
| PING AN INSURANCE GROUP | CNE1000003X6 | 3,35 |
| MOODYS | US6153691059 | 3,20 |
| INTERCONTINENTAL EXCHANGE | US45866F1049 | 3,16 |
| HONG KONG EXCHANGES & CLEARING | HK0388045442 | 3,11 |
| BANK OF AMERICA | US0605051046 | 2,94 |
| DBS GROUP HOLDINGS | SG1L01001701 | 2,92 |
| BLACKROCK | US09247X1019 | 2,87 |
| BERKSHIRE HATHAWAY | US0846707026 | 2,81 |

Fund overview as at 30.10.2020

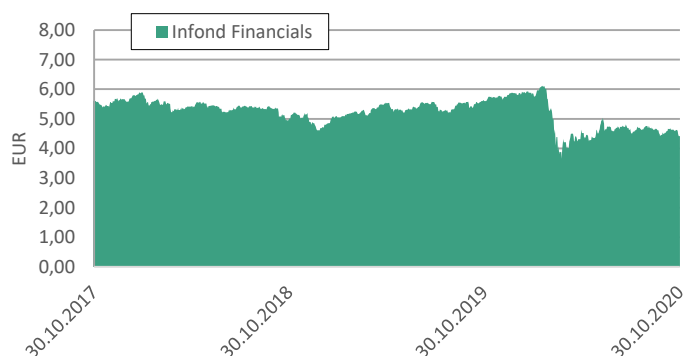
| | |
|------------------------|--------------|
| ISIN | SI0021401169 |
| Net asset value (NAV) | €4,41 |
| Total Net Assets (EUR) | 393.271 € |
| Initial charge | max. 3 % |
| Redemption fee | 0% |
| Management fee | 2,25% |
| Inception date | 02.11.2007 |

Synthetic Risk Reward Indicator

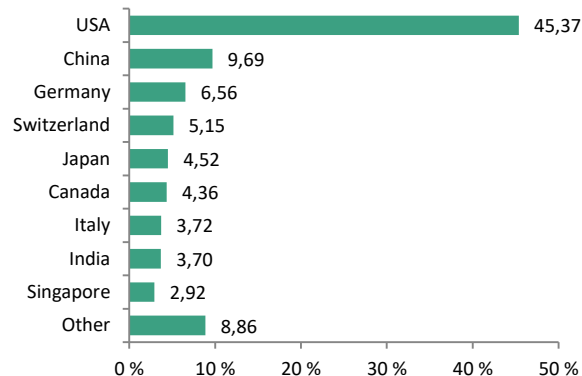
| | | | | | | |
|--|---|---|---|---|---|---|
| ◀ Lower risk – Typically lower rewards ▶ | | | | | | |
| 1 | 2 | 3 | 4 | 5 | 6 | 7 |
| ▶ Higher risk - Typically Higher rewards ▶ | | | | | | |

Sub-funds of the category 6 had high volatility in the past. Volatility shows how much has the asset value per unit fluctuated upwards and downwards in the past. Considering the historical data on volatility, the sub-fund's asset units of category 6 may be exposed to high price fluctuations.

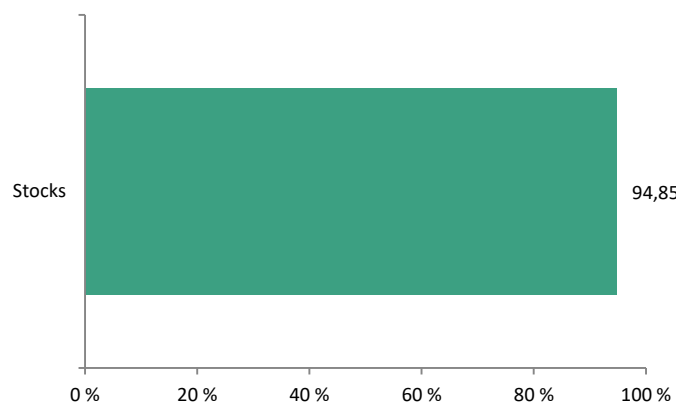
Fund performance



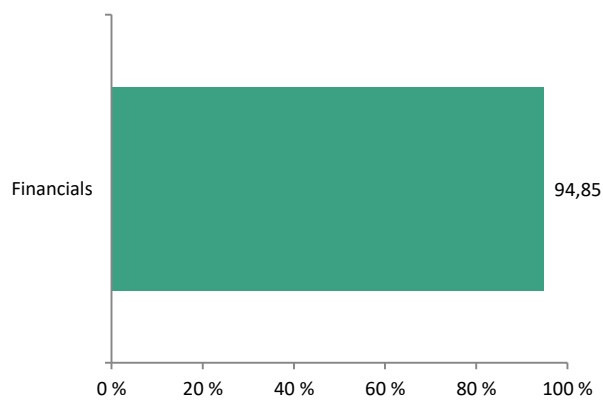
Geographic allocation



Asset allocation



Sector allocation



SAVA INFOND, DRUŽBA ZA UPRAVLJANJE, D.O.O.

Ulica Vita Kraigherja 5, SI-2000 Maribor

Tel: +386 2 229 74 40, Fax: +386 2 229 74 89, E: info@infond.si

PERFORMANCE - 1 YR

-14,85%

PERFORMANCE - 3 YR

-18,35%

PERFORMANCE - 5 YR

-3,19%

Infond Umbrella Fund

Infond Frontier, equity subfund

Investment policy

Infond Frontier is an equity subfund of Infond Umbrella Fund. The Fund's objective is capital appreciation. The Fund invests primarily in equities and equity funds based in Frontier and Emerging Markets (excluded Brazil, Russia, India and China).

Suitable for

The fund is suitable for investors who are willing to assume higher risk and invest over the long term.

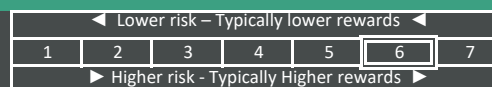
TOP 10 Holdings as at 30.10.2020

| | ISIN | % |
|---------------------------|--------------|------|
| MERCADOLIBRE | US58733R1023 | 7,46 |
| NASPERS | ZAE000015889 | 7,16 |
| TAIWAN SEMICONDUCTOR | US8740391003 | 6,64 |
| LG CHEM | KR7051910008 | 5,60 |
| HIKMA PHARMACEUTICALS | GB00B0LCW083 | 4,44 |
| ISHARES MSCI FRONTIER 100 | US4642861458 | 3,95 |
| AMERICA MOVIL | US02364W1053 | 3,90 |
| PT BANK CENTRAL ASIA | ID1000109507 | 3,51 |
| SK HYNIX | KR7000660001 | 3,47 |
| SAMSUNG | US7960508882 | 3,45 |

Fund overview as at 30.10.2020

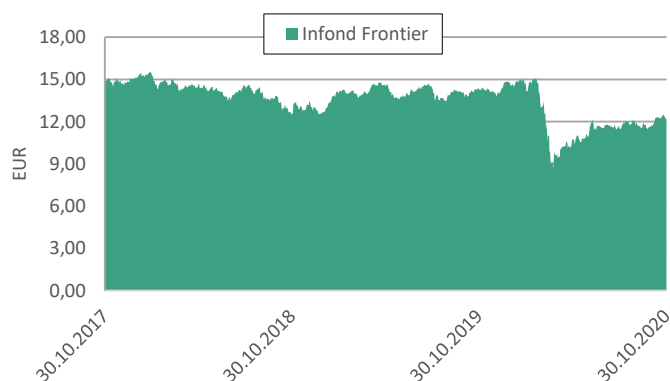
| | |
|------------------------|--------------|
| ISIN | SI0021401433 |
| Net asset value (NAV) | €12,15 |
| Total Net Assets (EUR) | 3.131.630 € |
| Initial charge | max. 5 % |
| Redemption fee | 0% |
| Management fee | 2,25% |
| Inception date | 16.07.2011 |

Synthetic Risk Reward Indicator

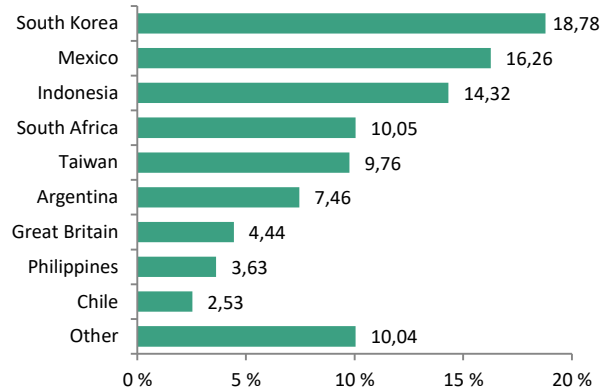


The risk category was calculated using historical volatility data, based upon the methods set by European Union rules. The calculation of the risk and reward profile is based on historical data that cannot be used as a reliable indicator for the future risk profile of this fund. Volatility is influenced by changes in the stock market prices, currencies and interest rates which can be affected unpredictably by diverse factors including political and economic events. This risk indicator is subject to changes; the classification of the fund may change over time and cannot be guaranteed. The lowest category of risk does not mean that the investment is risk-free. On the basis of price fluctuations measured in the past, the fund has been classified in the category 6. The Fund has been classified in the category 6 as it invests in equities and is in a higher category as the values of those investments have experienced higher rate of change in the past.

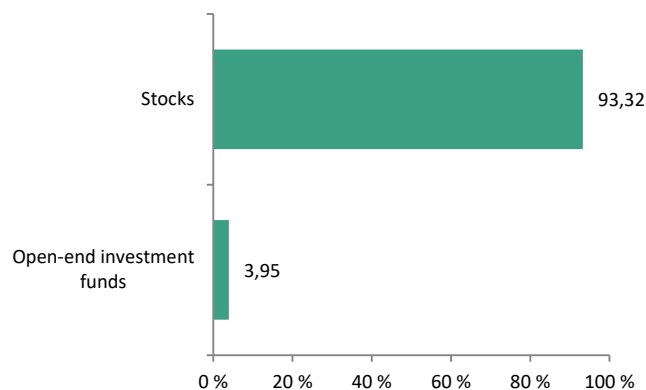
Fund performance



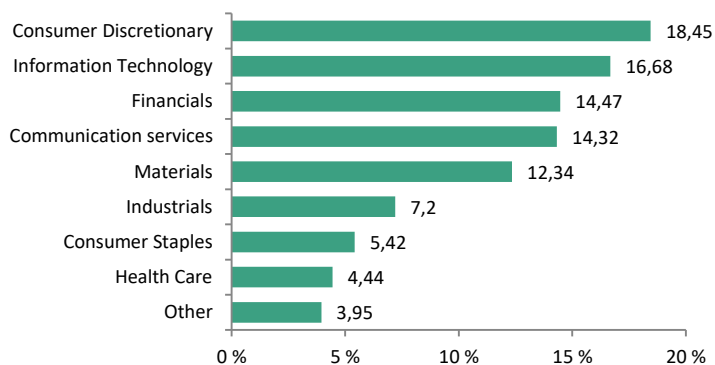
Geographic allocation



Asset allocation



Sector allocation



SAVA INFOND, DRUŽBA ZA UPRAVLJANJE, D.O.O.

Ulica Vita Kraigherja 5, SI-2000 Maribor

Tel: +386 2 229 74 40, Fax: +386 2 229 74 89, E: info@infond.si

PERFORMANCE - 1 YR

-2,65%

PERFORMANCE - 3 YR

+0,49%

PERFORMANCE - 5 YR

+17,98%

Infond Umbrella Fund

Infond Global Flex, mixed flexible subfund

Investment policy

Infond Global Flex is global mix flexible subfund of Infond Umbrella Funds. It invests in equities and bonds with neither geographical nor sectoral limitation.

Suitable for

Infond Global Flex is geared toward investors who are looking for a mixture of safety, income and capital appreciation. The recommended duration of an investment is at least five years.

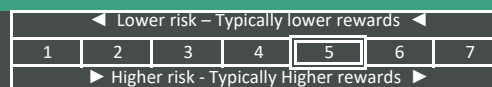
TOP 10 Holdings as at 30.10.2020

| | ISIN | % |
|--|--------------|------|
| ISHARES MSCI EMERGING MARKETS | US4642872349 | 5,63 |
| BKS - DEPOZIT | - | 4,91 |
| TENCENT HOLDINGS | KYG875721634 | 2,48 |
| ALIBABA | US01609W1027 | 2,48 |
| HIT | SI0031200239 | 2,46 |
| AMAZON | US0231351067 | 2,39 |
| BLACKROCK | US09247X1019 | 2,20 |
| MICROSOFT | US5949181045 | 2,07 |
| KINGDOM OF THE NETHERLANDS - NETHER 0.75 | NL0012171458 | 2,02 |
| DEUTSCHLAND - DBR 0.5 | DE0001102440 | 2,02 |

Fund overview as at 30.10.2020

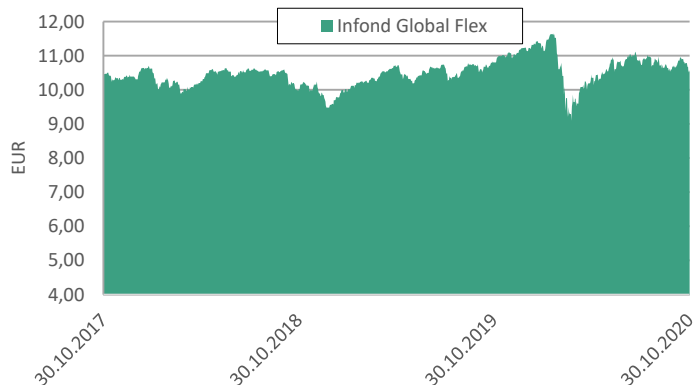
| | |
|------------------------|--------------|
| ISIN | SI0021401128 |
| Net asset value (NAV) | €10,52 |
| Total Net Assets (EUR) | 16.297.488 € |
| Initial charge | max. 3 % |
| Redemption fee | 0% |
| Management fee | 2,00% |
| Inception date | 26.09.2008 |

Synthetic Risk Reward Indicator

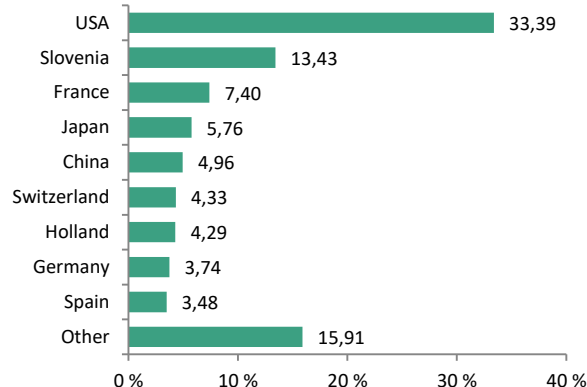


Sub-funds of the category 5 had medium to high volatility in the past. Volatility shows how much has the asset value per unit fluctuated upwards and downwards in the past. Considering the historical data on volatility, the sub-fund's asset units of category 5 may be exposed to medium to high price fluctuations. Mixed portfolio composition enables higher exposure to debt investments, which increases the credit risk.

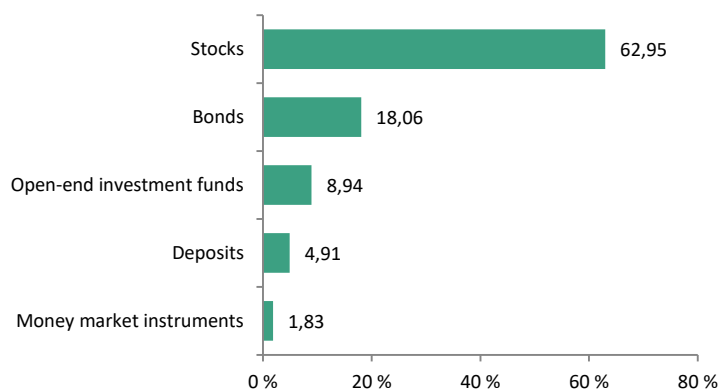
Fund performance



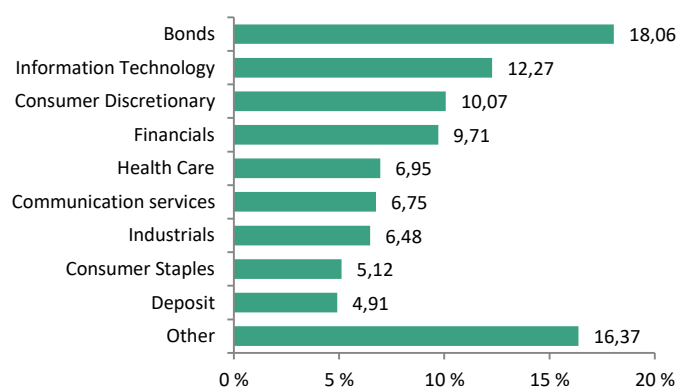
Geographic allocation



Asset allocation



Sector allocation



SAVA INFOND, DRUŽBA ZA UPRAVLJANJE, D.O.O.

Ulica Vita Kraigherja 5, SI-2000 Maribor

Tel: +386 2 229 74 40, Fax: +386 2 229 74 89, E: info@infond.si

PERFORMANCE - 1 YR

-4,00%

PERFORMANCE - 3 YR

+16,33%

PERFORMANCE - 5 YR

+14,02%

Infond Umbrella Fund

Infond Life, equity subfund

Investment policy

Infond Life, equity subfund of Infond Umbrella fund invests mainly in the shares of sectorally limited portfolios of companies from the Healthcare sector (pharmaceuticals and biotechnology, medical equipment industry...).

Suitable for

The fund is suitable for investors who are willing to assume higher risk and invest over the long term.

TOP 10 Holdings as at 30.10.2020

| | ISIN | % |
|--------------------------|--------------|------|
| JOHNSON&JOHNSON | US4781601046 | 5,56 |
| UNITEDHEALTH | US91324P1021 | 5,45 |
| ROCHE HOLDING | CH0012032048 | 5,04 |
| MERCK & CO | US58933Y1055 | 5,03 |
| THERMO FISHER SCIENTIFIC | US8835561023 | 3,87 |
| MEDTRONIC | IE00BTN1Y115 | 3,87 |
| ABBOTT LABORATORIES | US0028241000 | 3,79 |
| PFIZER | US7170811035 | 3,77 |
| NOVARTIS | CH0012005267 | 3,52 |
| ABBVIE | US00287Y1091 | 3,32 |

Fund overview as at 30.10.2020

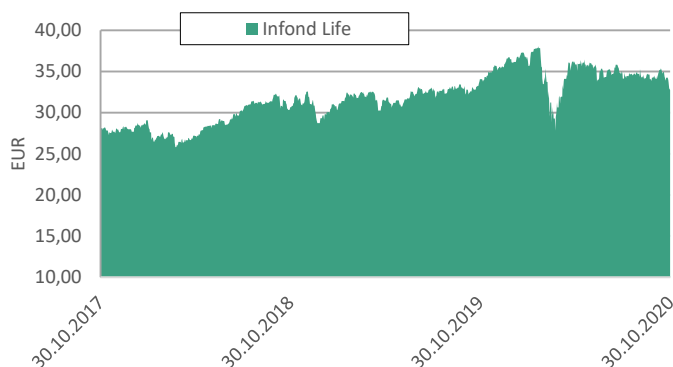
| | |
|------------------------|--------------|
| ISIN | SI0021400526 |
| Net asset value (NAV) | €32,72 |
| Total Net Assets (EUR) | 22.575.171 € |
| Initial charge | max. 5 % |
| Redemption fee | 0% |
| Management fee | 2,25% |
| Inception date | 04.06.2007 |

Synthetic Risk Reward Indicator

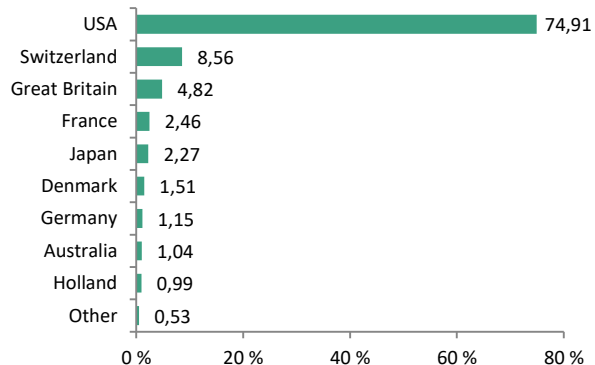
| | | | | | | |
|--|---|---|---|---|---|---|
| ◀ Lower risk – Typically lower rewards ▶ | | | | | | |
| 1 | 2 | 3 | 4 | 5 | 6 | 7 |
| ▶ Higher risk - Typically Higher rewards ▶ | | | | | | |

Sub-funds of the category 6 had high volatility. Volatility shows how much did the asset value per unit fluctuate upwards and downwards in the past. Considering the historical data on volatility, the sub-fund's asset units of category 6 may be exposed to high price fluctuations.

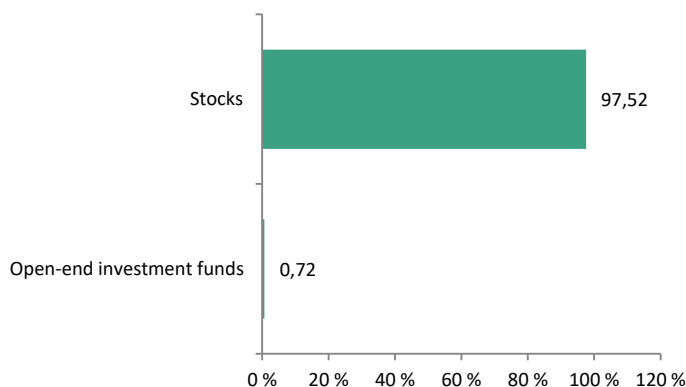
Fund performance



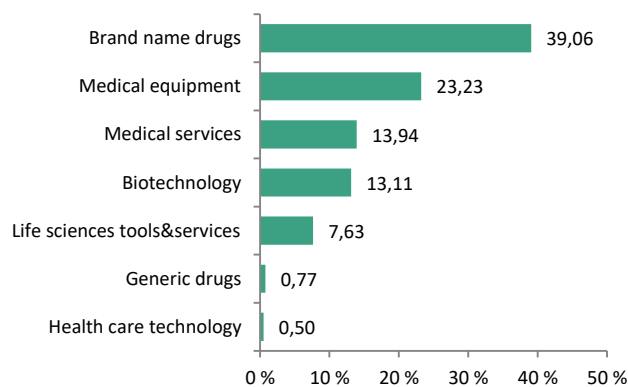
Geographic allocation



Asset allocation



Sector allocation



SAVA INFOND, DRUŽBA ZA UPRAVLJANJE, D.O.O.

Ulica Vita Kraigherja 5, SI-2000 Maribor

Tel: +386 2 229 74 40, Fax: +386 2 229 74 89, E: info@infond.si

PERFORMANCE - 1 YR

+10,57%

PERFORMANCE - 3 YR

+31,22%

PERFORMANCE - 5 YR

+56,64%

Infond Umbrella Fund

Infond Select, developed market equity subfund

Investment policy

Infond Select is a global equity subfund of developed markets. The subfund has no sectoral limitation. Its assets are invested in a focused portfolio of 25 – 40 high quality business that are potentially positioned for long-term growth.

Suitable for

The fund is suitable for investors who are willing to assume higher risk and invest over the long term.

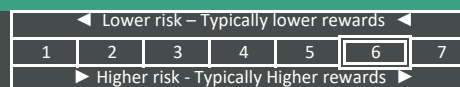
TOP 10 Holdings as at 30.10.2020

| | ISIN | % |
|--------------------|--------------|------|
| BERKSHIRE HATHAWAY | US0846707026 | 7,39 |
| ALPHABET | US02079K3059 | 7,17 |
| MICROSOFT | US5949181045 | 6,74 |
| AMAZON | US0231351067 | 6,31 |
| PINTEREST | US72352L1061 | 5,23 |
| NESTLE | CH0038863350 | 4,44 |
| UNILEVER | NL0000388619 | 4,41 |
| FACEBOOK | US30303M1027 | 4,09 |
| NOVO NORDISK | DK0060534915 | 3,93 |
| BLACKROCK | US09247X1019 | 3,41 |

Fund overview as at 30.10.2020

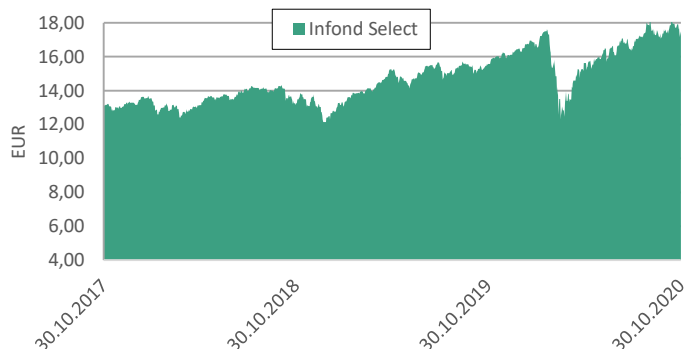
| | |
|------------------------|--------------|
| ISIN | SI0021400344 |
| Net asset value (NAV) | €17,23 |
| Total Net Assets (EUR) | 3.083.280 € |
| Initial charge | max. 3 % |
| Redemption fee | 0% |
| Management fee | 2,25% |
| Inception date | 01.08.2007 |

Synthetic Risk Reward Indicator

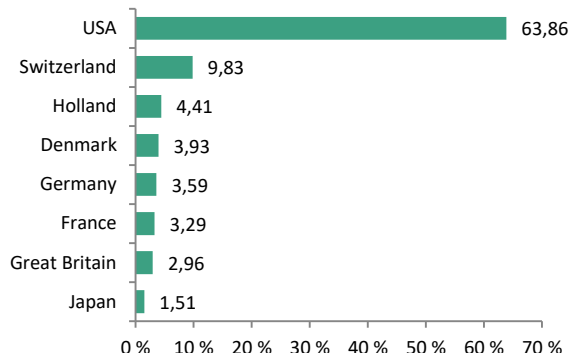


Sub-funds of the category 6 had high volatility in the past. Volatility shows how much has the asset value per unit fluctuated upwards and downwards in the past. Considering the historical data on volatility, the sub-fund's asset units of category 6 may be exposed to high price fluctuations.

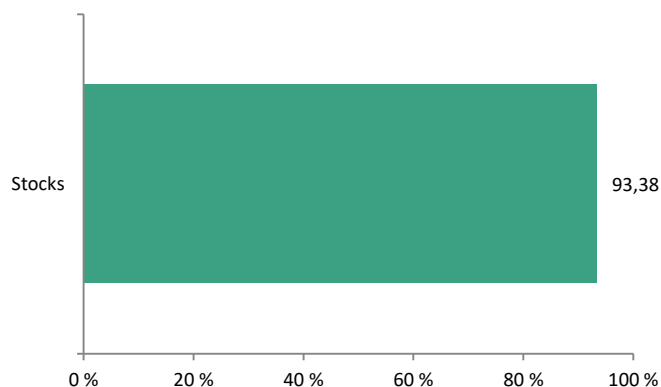
Fund performance



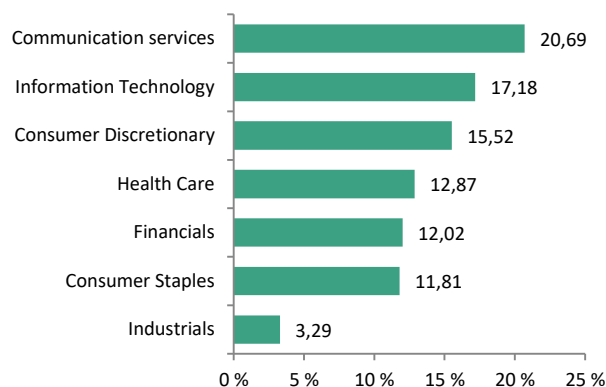
Geographic allocation



Asset allocation



Sector allocation



SAVA INFOND, DRUŽBA ZA UPRAVLJANJE, D.O.O.

Ulica Vita Kraigherja 5, SI-2000 Maribor

Tel: +386 2 229 74 40, Fax: +386 2 229 74 89, E: info@infond.si

PERFORMANCE - 1 YR

-0,37%

PERFORMANCE - 3 YR

-0,23%

PERFORMANCE - 5 YR

-0,50%

Infond Umbrella Fund

Infond ShortTerm Bond - Euro, bond subfund

Investment policy

Infond ShortTerm Bond - Euro invests a min. of 80 % of its net assets in bonds, bond funds and debt securities with average modified duration of portfolio between 1 and 3 years.

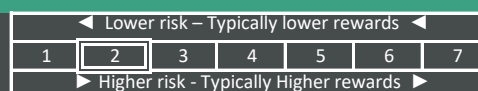
Suitable for

Investors with low risk tolerance or risk averse investors. A typical investment in a shortterm bond fund is at least 1 year.

Fund overview as at 30.10.2020

| | |
|------------------------|--------------|
| ISIN | SI0021401532 |
| Net asset value (NAV) | €12,51 |
| Total Net Assets (EUR) | 20.910.771 € |
| Initial charge | max. 1,5 % |
| Redemption fee | 0% |
| Management fee | 0,40% |
| Inception date | 16.10.2013 |

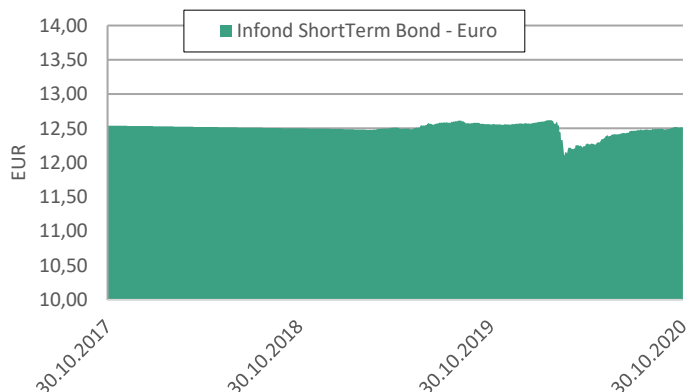
Synthetic Risk Reward Indicator



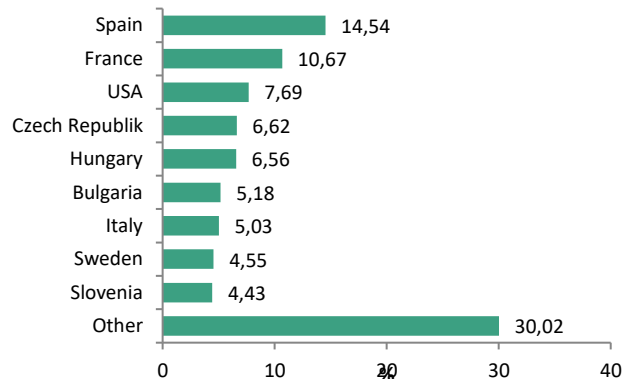
Sub-funds of the category 2 have had low volatility in the past. Volatility shows how much did the asset value per unit fluctuate upwards and downwards in the past. Considering the historical data on volatility, the sub-fund's asset units of category 2 may be exposed to small price fluctuations.

| TOP 10 Holdings as at 30.10.2020 | ISIN | % |
|------------------------------------|--------------|------|
| CZECH REPUBLIC - CZECH 3.875 | XS0750894577 | 3,64 |
| MOL - MOLHB 2.625 | XS1401114811 | 3,56 |
| REPUBLIKA SLOVENIJA - SLOREP 4.625 | SI0002102984 | 3,47 |
| SANTANDER - SANTAN 1.375 | XS1557268221 | 3,45 |
| RCI BANQUE - RENAUL 0.75 | FR0013230737 | 3,14 |
| FRANCE - FRTR 3 | FR0011196856 | 3,07 |
| CESKE DRAHY - CESDRA 1.875 | XS1415366720 | 2,98 |
| THALES - HOFP 0.875 | FR0013330115 | 2,97 |
| REPUBLIC OF IRELAND - IRISH 0.8 | IE00BJ38CQ36 | 2,94 |
| GRIFOLS | XS2076836555 | 2,83 |

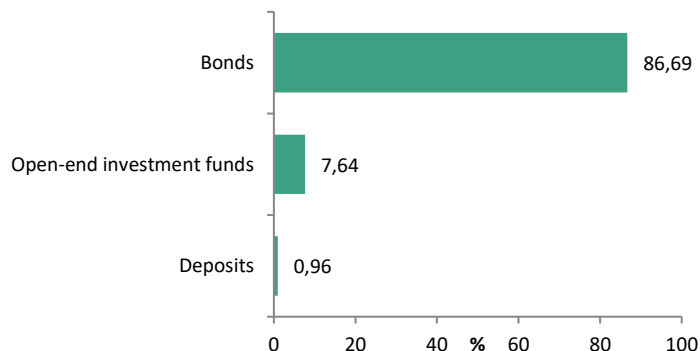
Fund performance



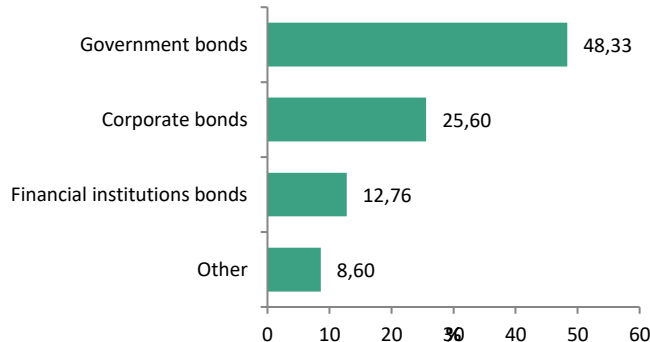
Geographic allocation



Asset allocation



Sector allocation



SAVA INFOND, DRUŽBA ZA UPRAVLJANJE, D.O.O.

Ulica Vita Kraigherja 5, SI-2000 Maribor

Tel: +386 2 229 74 40, Fax: +386 2 229 74 89, E: info@infond.si

PERFORMANCE - 1 YR

-0,85%

PERFORMANCE - 3 YR

+11,27%

PERFORMANCE - 5 YR

+22,91%

Infond Umbrella Fund

Infond Smart Quality, developed market equity subfund

Investment policy

Infond Smart Quality is global equity subfund of developed markets. It selects its investments systematically according to the criteria of debt, profitability and valuations. Subfund has no sectoral limitation.

Suitable for

The fund is suitable for investors who are willing to assume higher risk and invest over the long term.

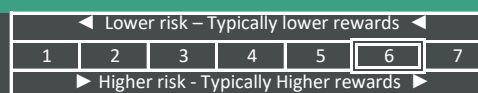
TOP 10 Holdings as at 30.10.2020

| | ISIN | % |
|--------------------------|--------------|------|
| QUALCOMM | US7475251036 | 2,89 |
| NINTENDO | JP3756600007 | 2,80 |
| PAYCHEX | US7043261079 | 2,77 |
| CUMMINS | US2310211063 | 2,77 |
| DAITO TRUST CONSTRUCTION | JP3486800000 | 2,75 |
| BEST BUY | US0865161014 | 2,74 |
| TEXAS INSTRUMENTS | US8825081040 | 2,73 |
| SYNCHRONY FINANCIAL | US8716581035 | 2,72 |
| NESTE OYJ | FI0009013296 | 2,69 |
| SNAP-ON | US8330341012 | 2,66 |

Fund overview as at 30.10.2020

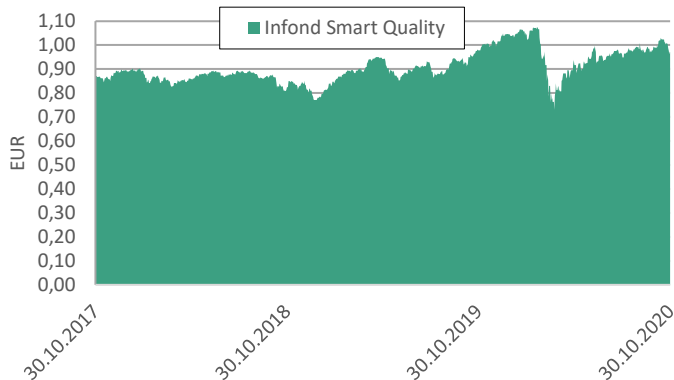
| | |
|------------------------|--------------|
| ISIN | SI0021400039 |
| Net asset value (NAV) | €0,97 |
| Total Net Assets (EUR) | 14.950.127 € |
| Initial charge | max. 3% |
| Redemption fee | 0% |
| Management fee | 2,25% |
| Inception date | 09.11.2006 |

Synthetic Risk Reward Indicator

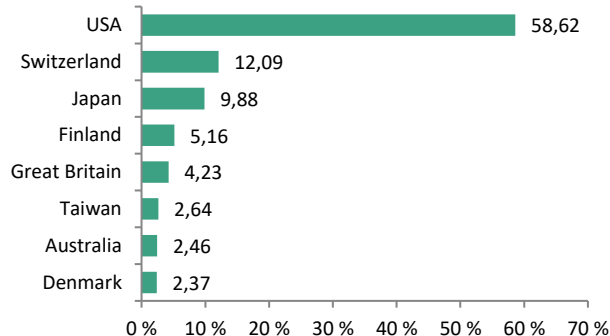


Sub-funds of the category 6 had high volatility in the past. Volatility shows how much the asset value per unit fluctuated upwards and downwards in the past. Considering the historical data on volatility, the sub-fund's asset units of category 6 may be exposed to high price fluctuations. Mixed portfolio composition enables higher exposure to debt investments, which increases the credit risk. In case that the issuer becomes insolvent or finds himself in economic problems it can happen that the debtor does not settle his obligations towards the sub-fund in total or in time.

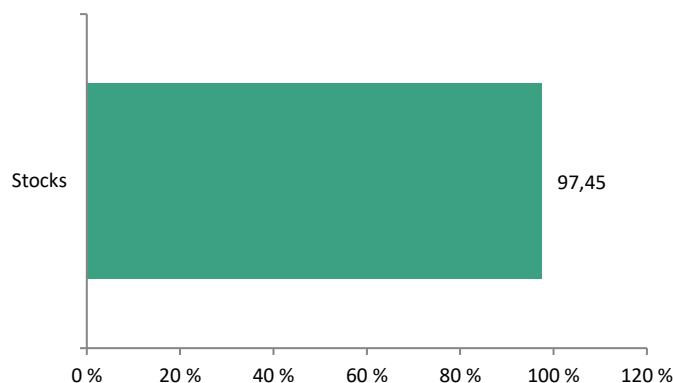
Fund performance



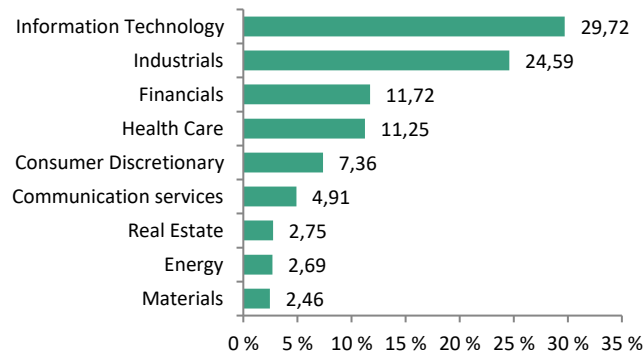
Geographic allocation



Asset allocation



Sector allocation



SAVA INFOND, DRUŽBA ZA UPRAVLJANJE, D.O.O.

Ulica Vita Kraigherja 5, SI-2000 Maribor

Tel: +386 2 229 74 40, Fax: +386 2 229 74 89, E: info@infond.si

Disclaimer: It should be noted that past performance is not a reliable indicator of the future performance of a fund. Individual costs such as fees, commissions and other charges have not been included in this document and would have an adverse impact on returns if they were included. The methodology for calculating the data contained in the monthly report is published on www.infond.si.

PERFORMANCE - 1 YR

+34,05%

PERFORMANCE - 3 YR

+80,47%

PERFORMANCE - 5 YR

+166,82%

Infond Umbrella Fund

Infond Technology, equity subfund

Investment policy

Infond Tehcnology, the equity subfund of the Infond Umbrella Fund, invests at least 80% of its net assets in common stocks and other equity securities of IT companies.

Suitable for

The fund is suitable for investors who are willing to assume higher risk and invest over the long term.

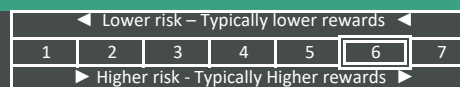
TOP 10 Holdings as at 30.10.2020

| | ISIN | % |
|-------------------------|--------------|------|
| SERVICENOW | US81762P1021 | 9,04 |
| MICROSOFT | US5949181045 | 8,99 |
| SALESFORCE.COM | US79466L3024 | 8,80 |
| APPLE | US0378331005 | 8,38 |
| ADOBE SYSTEMS | US00724F1012 | 4,11 |
| NVIDIA | US67066G1040 | 4,02 |
| AMAZON | US0231351067 | 3,67 |
| VISA INC-CLASS A SHARES | US92826C8394 | 3,66 |
| MASTERCARD | US57636Q1040 | 3,56 |
| ANALOG DEVICES | US0326541051 | 3,45 |

Fund overview as at 30.10.2020

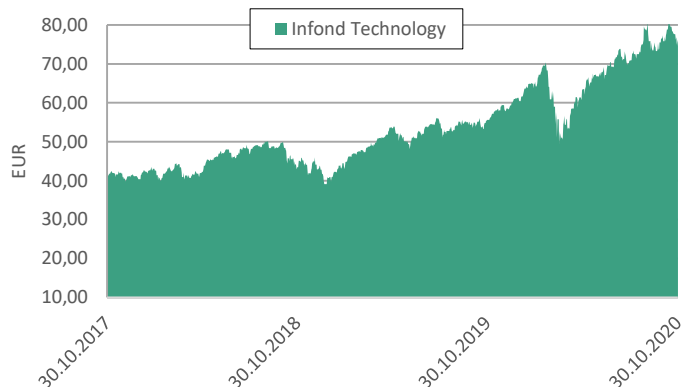
| | |
|------------------------|--------------|
| ISIN | SI0021400914 |
| Net asset value (NAV) | €74,52 |
| Total Net Assets (EUR) | 59.399.320 € |
| Initial charge | max. 3% |
| Redemption fee | 0% |
| Management fee | 2,25% |
| Inception date | 01.10.2007 |

Synthetic Risk Reward Indicator

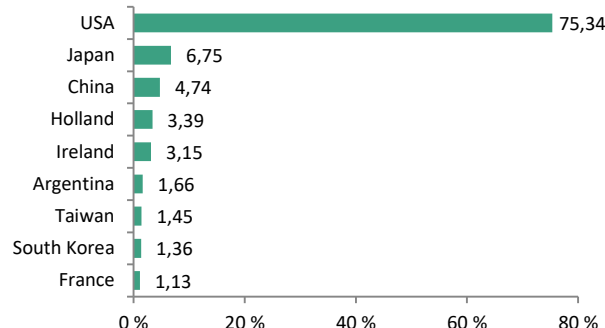


Sub-funds of the category 6 showed high volatility in the past. Volatility shows how much did the asset value per unit fluctuate upwards and downwards in the past. Considering the historical data on volatility, the sub-fund's asset units of category 6 may be exposed to high price fluctuations.

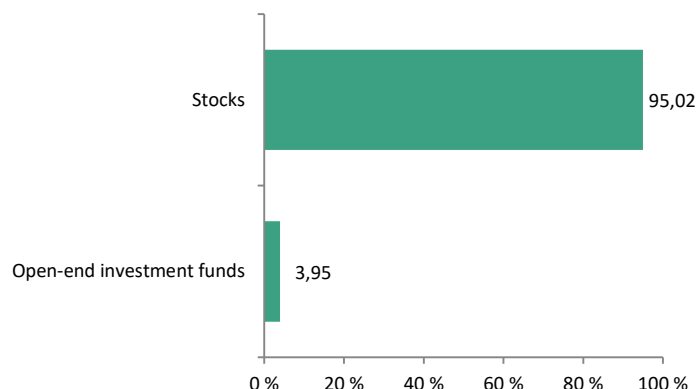
Fund performance



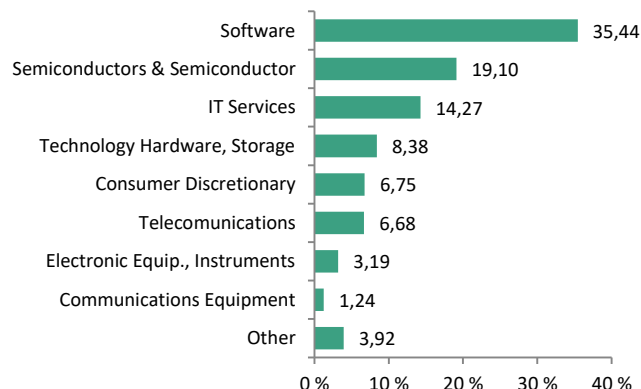
Geographic allocation



Asset allocation



Sector allocation



SAVA INFOND, DRUŽBA ZA UPRAVLJANJE, D.O.O.

Ulica Vita Kraigherja 5, SI-2000 Maribor

Tel: +386 2 229 74 40, Fax: +386 2 229 74 89, E: info@infond.si

PERFORMANCE - 1 YR

+2,29%

PERFORMANCE - 3 YR

+25,13%

PERFORMANCE - 5 YR

+43,94%

Infond Umbrella Fund

Infond USA, equity subfund

Investment policy

Infond USA invests mainly in the shares of companies with the registered office or predominant part of operations in United States of America. The fund has no sectoral limitation.

Suitable for

The fund is suitable for investors who are willing to assume higher risk and invest over the long term.

TOP 10 Holdings as at 30.10.2020

| | ISIN | % |
|---------------------|--------------|------|
| APPLE | US0378331005 | 5,43 |
| MICROSOFT | US5949181045 | 5,37 |
| AMAZON | US0231351067 | 5,13 |
| ALPHABET | US02079K3059 | 4,53 |
| SALESFORCE.COM | US79466L3024 | 3,90 |
| SERVICENOW | US81762P1021 | 3,68 |
| MASTERCARD | US57636Q1040 | 3,45 |
| ABBVIE | US00287Y1091 | 2,48 |
| ABBOTT LABORATORIES | US0028241000 | 2,38 |
| COMCAST | US20030N1019 | 2,33 |

Fund overview as at 30.10.2020

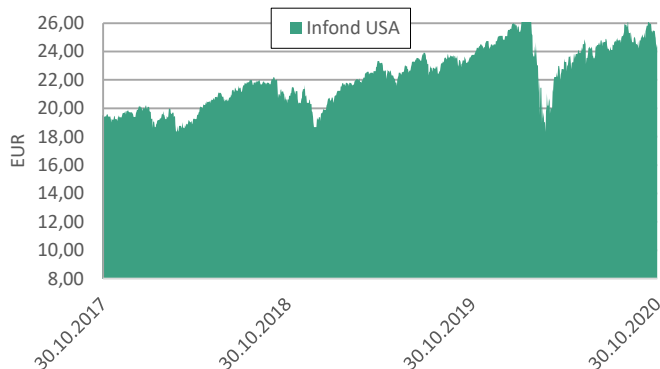
| | |
|------------------------|--------------|
| ISIN | SI0021400534 |
| Net asset value (NAV) | €24,31 |
| Total Net Assets (EUR) | 8.089.129 € |
| Initial charge | max. 3 % |
| Redemption fee | 0% |
| Management fee | 2,25% |
| Inception date | 04.06.2007 |

Synthetic Risk Reward Indicator

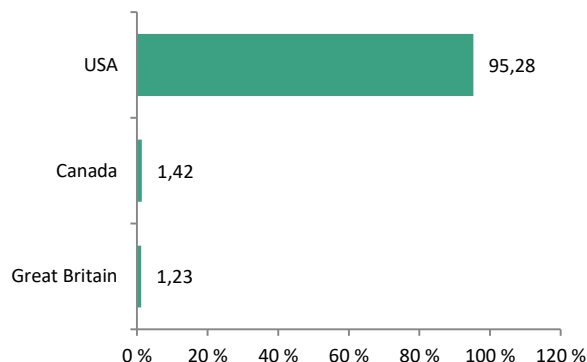
| | | | | | | |
|--|---|---|---|---|---|---|
| ◀ Lower risk – Typically lower rewards ▶ | | | | | | |
| 1 | 2 | 3 | 4 | 5 | 6 | 7 |
| ▶ Higher risk - Typically Higher rewards ▶ | | | | | | |

Funds of the category 6 were highly volatile in the past. Volatility shows how much did the asset value per unit fluctuate upwards and downwards in the past. Considering the historical data on volatility, the sub-fund's asset units of category 6 may be exposed to high price fluctuations.

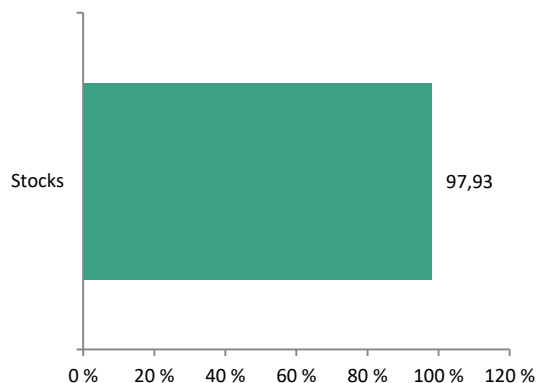
Fund performance



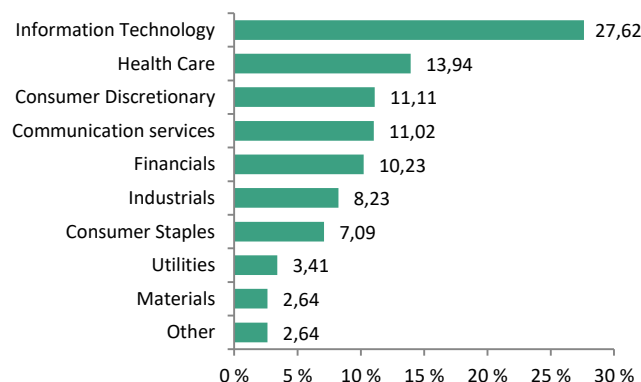
Geographic allocation



Asset allocation



Sector allocation



SAVA INFOND, DRUŽBA ZA UPRAVLJANJE, D.O.O.

Ulica Vita Kraigherja 5, SI-2000 Maribor

Tel: +386 2 229 74 40, Fax: +386 2 229 74 89, E: info@infond.si



The information contained in this document does not constitute investment advice and is merely a brief summary of key aspects of the fund. Full details of the fund can be found in sales prospectus, Key Investor Information Document (KIID), supplemented in each case by the most recent audited annual and half-yearly report, if this report is more recent than the most recently available annual report. These documents constitute the sole binding basis for the purchase of fund units. They are available free of charge in either electronic or printed form to interested parties at management company Sava Infond, družba za upravljanje, d.o.o., information and paying agents, and webpage (www.infond.si). Calculation of performance excludes initial fees (max. 5%) and redemption fees (max. 3%). Individual costs such as fees, commissions and other charges have not been included in this document and would have an adverse impact on returns if they were included. It should be noted that past performance is not a reliable indicator of the future performance of a fund. Prices of shares and the income from them may fall as well as rise and investors may not get back the amount originally invested. Information on the Risk-Reward Profile (from 1 to 7) is available on webpage www.infond.si. Further information on taxation can be found in the full sales prospectus. The units issued under this fund may only be offered for purchase or sold in jurisdictions in which such offer or sale is permitted. The investors may receive additional and more detailed information related to the operations and about the units for sub-funds at the Management company of the fund: SAVA INFOND, družba za upravljanje, d.o.o., Ulica Vita Kraigherja 5, SI-2000 Maribor, Slovenia Tel.: +386 2 229 7440, Fax: +386 2 229 7489, www.infond.si. Our languages of communication are German and English.