

Infond Funds

FACT SHEETS

Infond Dividendni

Infond Družbeno odgovorni

Infond Evropa

Infond Globalni defenzivni

Infond Globalni delniški

Infond Globalni fleksibilni

Infond Globalni uravnoteženi

Infond Kitajska

Infond Kratkoročne obveznice - EUR

Infond Megatrendi

Infond Naložbeni cilj 2040

Infond Obvezniški - EUR

Infond Razviti trgi

Infond Select

Infond Surovine in energija

Infond Tehnologija

Infond Trgi v razvoju

Infond ZDA

Infond Zdravstvo

PERFORMANCE - 1 YR

-8,14%

PERFORMANCE - 3 YR

+21,29%

PERFORMANCE - 5 YR

+14,19%

Infond Umbrella Fund

Infond Dividendni, developed market equity subfund

Investment policy

Infond Dividendni, the global equity subfund of the Infond Umbrella Fund, has no sectoral limitation. Investments are selected systematically between companies that steadily increase dividends.

Suitable for

The fund is suitable for investors who are willing to assume higher risk and invest over the long term.

Fund overview as at 28.02.2023

ISIN	SI0021401342
Net asset value (NAV)	€11,02
Total Net Assets (EUR)	10.561.780 €
Initial charge	max. 3 %
Redemption fee	0%
Management fee	2,25%
Inception date	11.12.2010

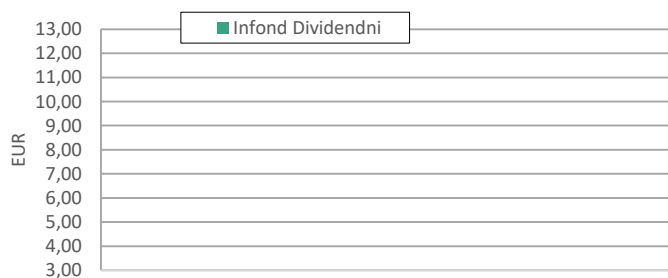
Synthetic Risk Reward Indicator

◀ Lower risk – Typically lower rewards ▶						
1	2	3	4	5	6	7
▶ Higher risk - Typically Higher rewards ▶						

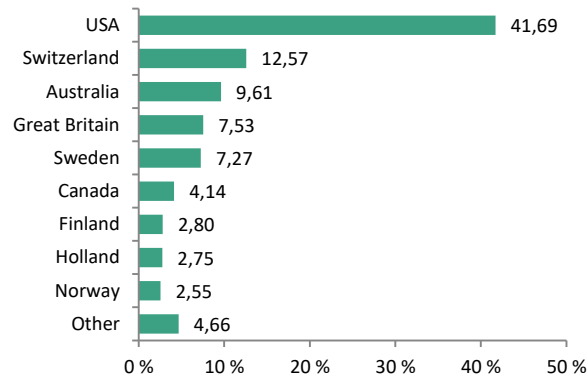
The fund is classified in category 6 of the risk and reward profile. The assessment of the risk and potential return of the fund, shown in the indicator above, is calculated on the basis of past data on the fund's operations or the movement of the benchmark index. Historical data used to calculate the risk and reward profile may not be a reliable indication of the future risk profile. In accordance with the actual operations of the fund in the future, the assessment of risk and reward profile may change. The lowest category does not mean a risk-free investment. Sustainability risks are currently not systematically involved in the investment process of this fund. More information can be found in the prospectus.

TOP 10 Holdings as at 28.02.2023	ISIN	%
KONE	FI0009013403	2,80
KUEHNE	CH0025238863	2,75
RANDSTAD HOLDING	NL0000379121	2,75
HARGREAVES LANSDOWN	GB0081VZ0M25	2,74
BOLIDEN	SE0017768716	2,72
GARMIN	CH0114405324	2,71
PACKAGING CORP OF AMERICA	US6951561090	2,68
CISCO SYSTEMS	US17275R1023	2,68
ABB	CH0012221716	2,65
BEST BUY	US0865161014	2,60

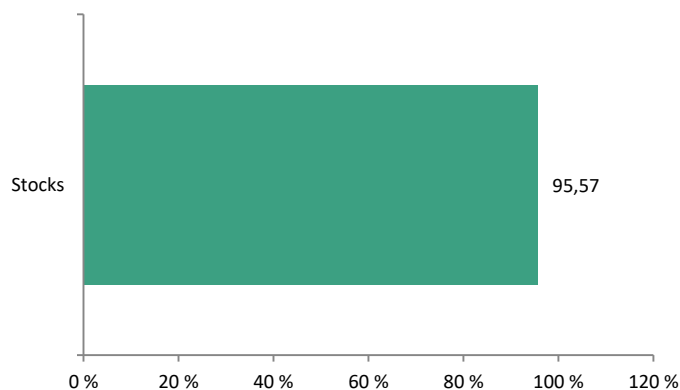
Fund performance



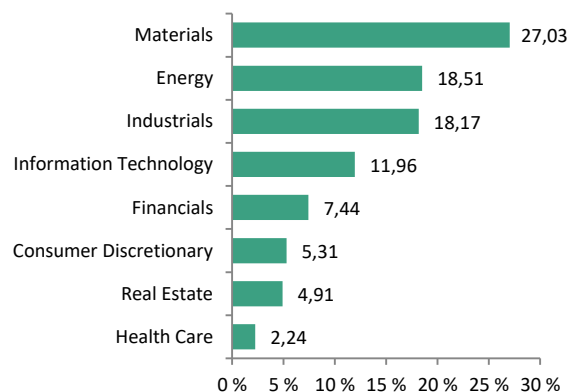
Geographic allocation



Asset allocation



Sector allocation



SAVA INFOND, DRUŽBA ZA UPRAVLJANJE, D.O.O.

Ulica Eve Lovše 7, SI-2000 Maribor

Tel: +386 2 229 74 40, Fax: +386 2 229 74 89, E: info@infond.si

PERFORMANCE - 1 YR

-2,90%

PERFORMANCE - 3 YR

+34,76%

PERFORMANCE - 5 YR

+56,70%

Infond Umbrella Fund

Infond Družbeno odgovorni, developed markets eq. subfund

Investment policy

Infond Družbeno odgovorni, the equity subfund of the Umbrella Fund, is a SFDR Article 8 complied equity fund that invests in companies located in developed markets.

Suitable for

The fund is suitable for investors who are willing to assume higher risk and invest over the long term.

TOP 10 Holdings as at 28.02.2023

	ISIN	%
ELEVANCE HEALTH	US0367521038	3,55
PEPSI	US7134481081	3,35
APPLE	US0378331005	2,92
ASML HOLDING	NL0010273215	2,88
NESTLE	CH0038863350	2,80
UNION PACIFIC	US9078181081	2,75
MICROSOFT	US5949181045	2,73
ANALOG DEVICES	US0326541051	2,63
SCHNEIDER ELECTRIC	FR0000121972	2,61
INTESA SANPAOLO	IT0000072618	2,55

Fund overview as at 28.02.2023

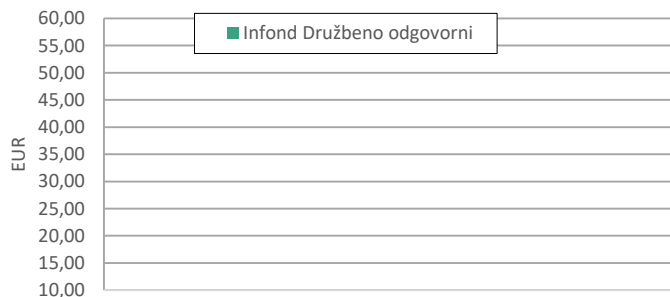
ISIN	SI0021400880
Net asset value (NAV)	€49,90
Total Net Assets (EUR)	18.067.676 €
Initial charge	max. 3 %
Redemption fee	0%
Management fee	2,25%
Inception date	21.04.2005

Synthetic Risk Reward Indicator

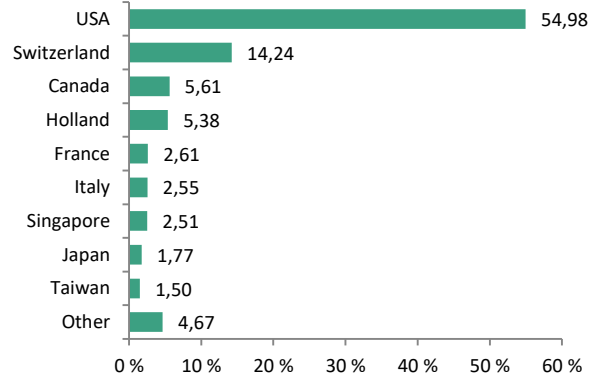
◀ Lower risk – Typically lower rewards ▶						
1	2	3	4	5	6	7
▶ Higher risk - Typically Higher rewards ▶						

The fund is classified in category 6 of the risk and reward profile. The assessment of the risk and potential return of the fund, shown in the indicator above, is calculated on the basis of past data on the fund's operations or the movement of the benchmark index. It is estimated that the fund limits financial risks by taking into account exclusions and ESG factors. Historical data used to calculate the risk and reward profile may not be a reliable indication of the future risk profile. In accordance with the actual operations of the fund in the future, the assessment of risk and reward profile may change. The lowest category does not mean a risk-free investment. Sustainability risks are currently not systematically involved in the investment process of this fund. More information can be found in the prospectus.

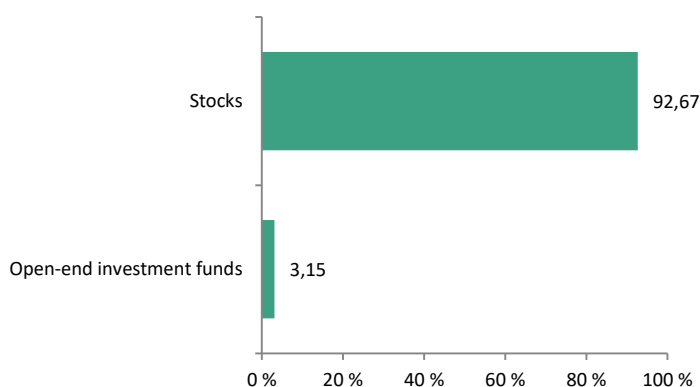
Fund performance



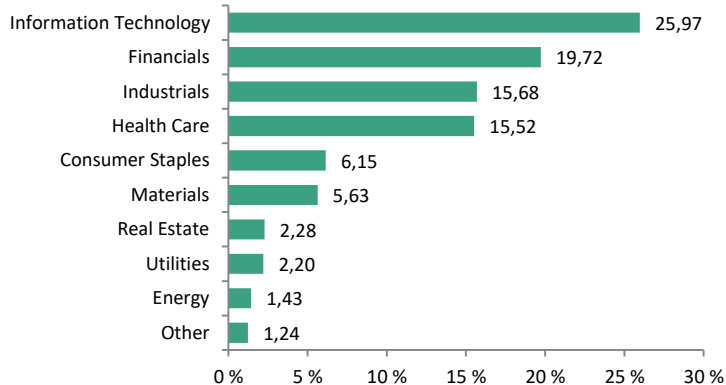
Geographic allocation



Asset allocation



Sector allocation



SAVA INFOND, DRUŽBA ZA UPRAVLJANJE, D.O.O.

Ulica Eve Lovše 7, SI-2000 Maribor

Tel: +386 2 229 74 40, Fax: +386 2 229 74 89, E: info@infond.si

PERFORMANCE - 1 YR

+2,08%

PERFORMANCE - 3 YR

+26,53%

PERFORMANCE - 5 YR

+26,06%

Infond Umbrella Fund

Infond Evropa, equity subfund

Investment policy

Infond Evropa, equity subfund, investment objective is long-term performance, which it aims to achieve by investing in high-quality European stocks with sound fundamentals. Fund has no sectoral limitation.

Suitable for

The fund is suitable for investors who are willing to assume higher risk and invest over the long term.

TOP 10 Holdings as at 28.02.2023

	ISIN	%
ASML HOLDING	NL0010273215	5,37
LVMH MOETHEHNESSY LOUIS VUITTON	FR0000121014	3,63
SANOFI	FR0000120578	3,33
NOVARTIS	CH0012005267	3,14
DEUTSCHE BOERSE	DE0005810055	3,09
L'OREAL	FR0000120321	2,80
BNP PARIBAS	FR0000131104	2,76
DNB	NO0010161896	2,74
AIRBUS	NL0000235190	2,64
TOTAL ENERGIES	FR0000120271	2,49

Fund overview as at 28.02.2023


ISIN	SI0021400492
Net asset value (NAV)	€6,07
Total Net Assets (EUR)	11.743.163 €
Initial charge	max. 3 %
Redemption fee	0%
Management fee	2,25%
Inception date	15.11.2004

Synthetic Risk Reward Indicator

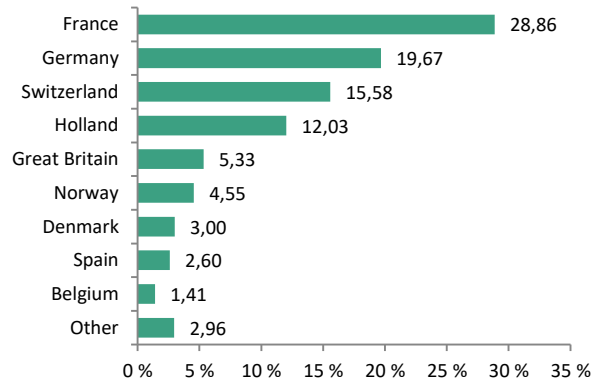
◀ Lower risk – Typically lower rewards ▶						
1	2	3	4	5	6	7
▶ Higher risk - Typically Higher rewards ▶						

The fund is classified in category 6 of the risk and reward profile. The assessment of the risk and potential return of the fund, shown in the indicator above, is calculated on the basis of past data on the fund's operations or the movement of the benchmark index. Historical data used to calculate the risk and reward profile may not be a reliable indication of the future risk profile. In accordance with the actual operations of the fund in the future, the assessment of risk and reward profile may change. The lowest category does not mean a risk-free investment. Sustainability risks are currently not systematically involved in the investment process of this fund. More information can be found in the prospectus.

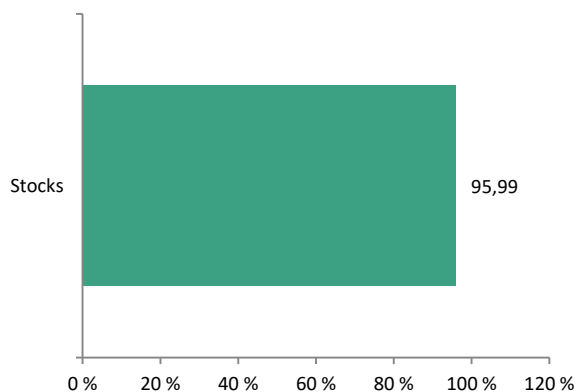
Fund performance



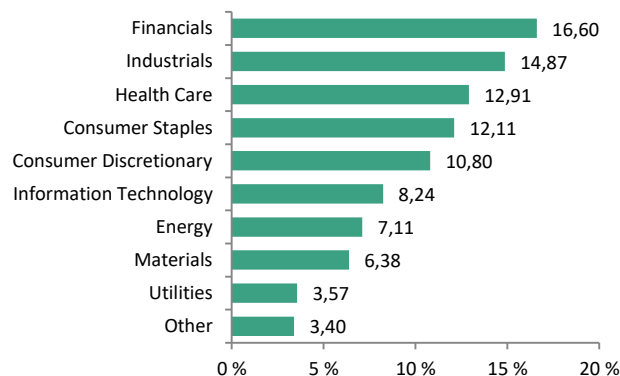
Geographic allocation



Asset allocation



Sector allocation



SAVA INFOND, DRUŽBA ZA UPRAVLJANJE, D.O.O.

Ulica Eve Lovše 7, SI-2000 Maribor

Tel: +386 2 229 74 40, Fax: +386 2 229 74 89, E: info@infond.si

PERFORMANCE - 1 YR

-9,30%

PERFORMANCE - 3 YR

-4,64%

PERFORMANCE - 5 YR

+0,69%

Infond Umbrella Fund

Infond Globalni defenzivni, mixed subfund

Investment policy

Infond Globalni defenzivni, the global mix defensive subfund, invests a maksimum of 35% of its net assets in equities with neither geographical or sectoral limitation. It invests mainly in bonds, money market instruments, deposits and target funds.

Suitable for

The fund is suitable for investors who are willing to assume modest risk and invest over the long term.

TOP 10 Holdings as at 28.02.2023

	ISIN	%
KINGDOM OF SPAIN - SPGB 1.45	ES0000012A89	2,16
GRIFOLS - GRFSM 1.625	XS2076836555	2,05
ISHARES EUR INFLATION LINKED GOVT BOND	IE00B0M62X26	2,05
REPUBLIC OF SERBIA - SERBIA 1.5	XS2015296465	2,00
WELLS FARGO - WFC 1.375	XS1400169931	1,99
REPUBLIKA SLOVENIJA - SLOREP 1.5	SI0002103487	1,93
ISHARES EURO AGGREGATE BOND	IE00B3DKXQ41	1,93
ERSTE BANK - ERSTBK 0.875	AT0000A2GH08	1,93
REPUBLIC OF HUNGARY - REPHUN 1.125	XS2161992198	1,86
SANTANDER - SANTAN 1.125	XS1751004232	1,77

Fund overview as at 28.02.2023

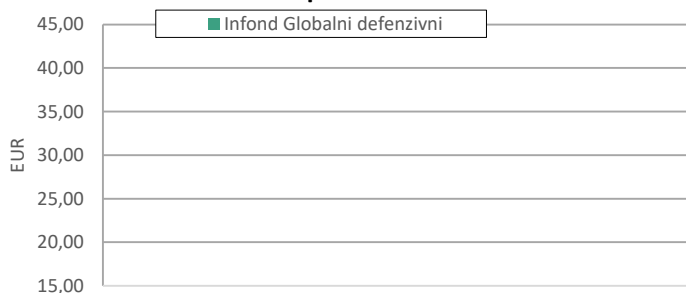
ISIN	SI0021400476
Net asset value (NAV)	€37,08
Total Net Assets (EUR)	32.133.055 €
Initial charge	max. 3 %
Redemption fee	0%
Management fee	1,65%
Inception date	01.07.1995

Synthetic Risk Reward Indicator

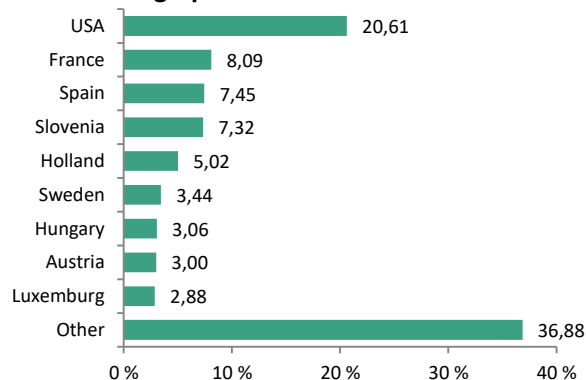
◀ Lower risk – Typically lower rewards ▶						
1	2	3	4	5	6	7
▶ Higher risk - Typically Higher rewards ▶						

The fund is classified in category 4 of the risk and reward profile. The assessment of the risk and potential return of the fund, shown in the indicator above, is calculated on the basis of past data on the fund's operations or the movement of the benchmark index. Historical data used to calculate the risk and reward profile may not be a reliable indication of the future risk profile. In accordance with the actual operations of the fund in the future, the assessment of risk and reward profile may change. The lowest category does not mean a risk-free investment. The mixed composition of the portfolio allows greater exposure to debt investments, therefore increased credit risk. In the case of issuer's insolvency or economic difficulties, it may happen that the debtor's liabilities to the Fund are not settled in full or on time. Sustainability risks are currently not systematically involved in the investment process of this fund. More information can be found in the prospectus.

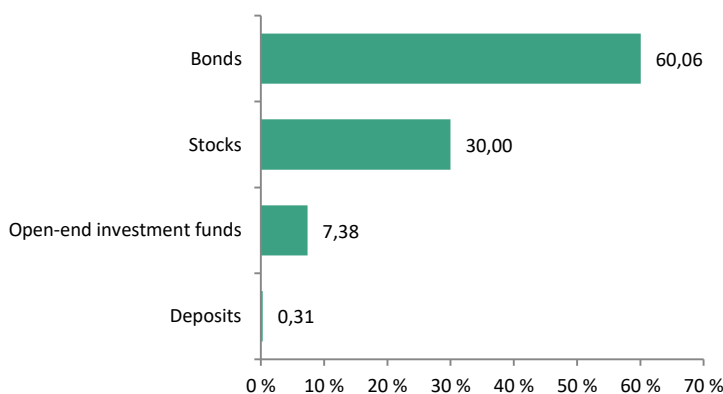
Fund performance



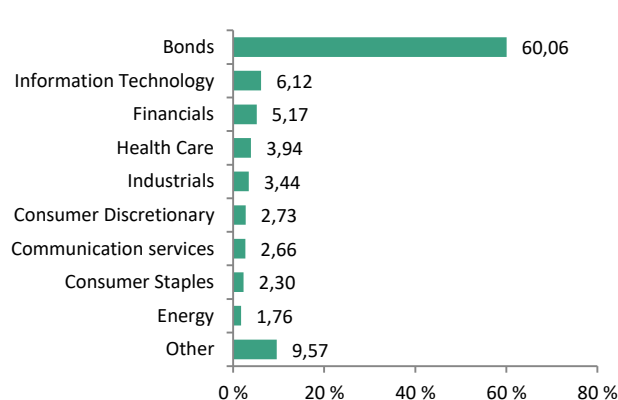
Geographic allocation



Asset allocation



Sector allocation



SAVA INFOND, DRUŽBA ZA UPRAVLJANJE, D.O.O.

Ulica Eve Lovše 7, SI-2000 Maribor

Tel: +386 2 229 74 40, Fax: +386 2 229 74 89, E: info@infond.si

PERFORMANCE - 1 YR

-4,26%

PERFORMANCE - 3 YR

+21,59%

PERFORMANCE - 5 YR

+33,47%

Infond Umbrella Fund

Infond Globalni delniški, equity subfund

Investment policy

Infond Globalni delniški is a global equity subfund, that invests in equities issued by companies worldwide with no sectoral limitation. At least 20 % of its assets is invested in developing countries.

Suitable for

The fund is suitable for investors who are willing to assume higher risk and invest over the long term.

Fund overview as at 28.02.2023

ISIN	SI0021401136
Net asset value (NAV)	€8,49
Total Net Assets (EUR)	56.071.165 €
Initial charge	max. 3 %
Redemption fee	0%
Management fee	2,25%
Inception date	10.10.2008


Synthetic Risk Reward Indicator

◀ Lower risk – Typically lower rewards ▶						
1	2	3	4	5	6	7
▶ Higher risk - Typically Higher rewards ▶						

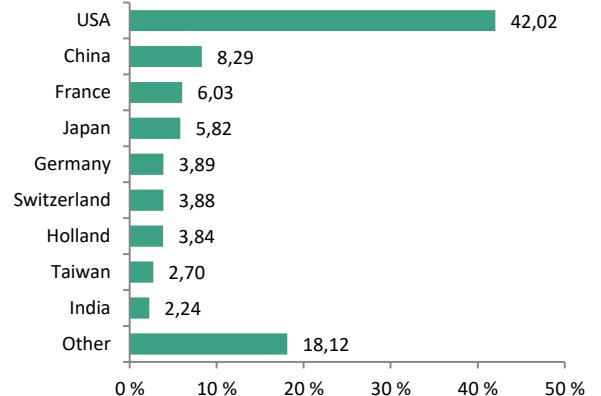
The fund is classified in category 6 of the risk and reward profile. The assessment of the risk and potential return of the fund, shown in the indicator above, is calculated on the basis of past data on the fund's operations or the movement of the benchmark index. Historical data used to calculate the risk and reward profile may not be a reliable indication of the future risk profile. In accordance with the actual operations of the fund in the future, the assessment of risk and reward profile may change. The lowest category does not mean a risk-free investment. Sustainability risks are currently not systematically involved in the investment process of this fund. More information can be found in the prospectus.

TOP 10 Holdings as at 28.02.2023	ISIN	%
APPLE	US0378331005	3,71
MICROSOFT	US5949181045	3,10
ISHARES MSCI JAPAN	US46434G8226	2,24
TAIWAN SEMICONDUCTOR	US8740391003	2,19
SAMSUNG	US7960508882	1,83
ISHARES MSCI EMERGING MARKETS	US4642872349	1,73
MERCADOLIBRE	US58733R1023	1,54
ALPHABET	US02079K3059	1,51
ALIBABA GROUP HOLDING	KYG017191142	1,39
BAIDU	KYG070341048	1,33

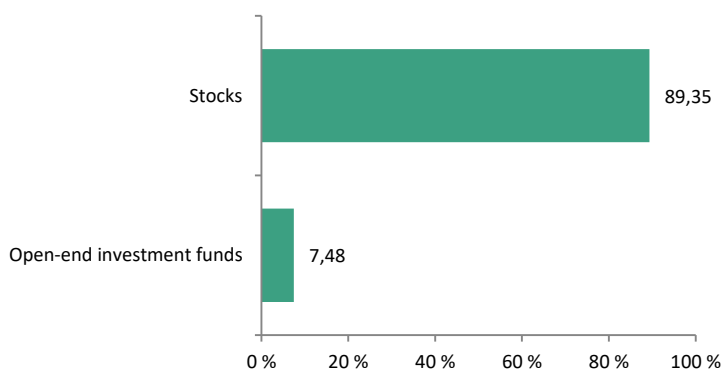
Fund performance



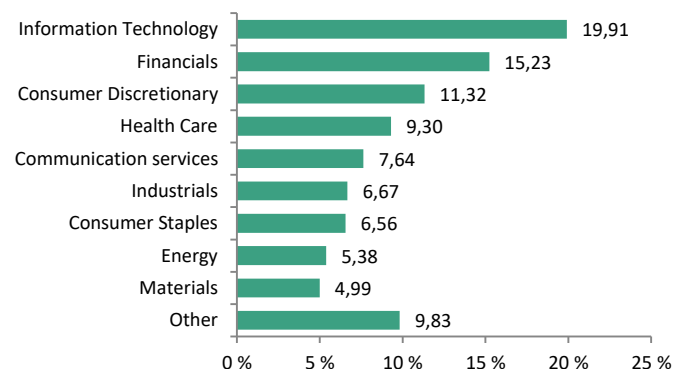
Geographic allocation



Asset allocation



Sector allocation



SAVA INFOND, DRUŽBA ZA UPRAVLJANJE, D.O.O.

Ulica Eve Lovše 7, SI-2000 Maribor

Tel: +386 2 229 74 40, Fax: +386 2 229 74 89, E: info@infond.si

PERFORMANCE - 1 YR

-3,24%

PERFORMANCE - 3 YR

+13,73%

PERFORMANCE - 5 YR

+17,43%

Infond Umbrella Fund

Infond Globalni fleksibilni, mixed flexible subfund

Investment policy

Infond Globalni fleksibilni is global mix flexible subfund of Infond Umbrella Funds. It invests in equities and bonds with neither geographical nor sectoral limitation.

Suitable for

Infond Globalni fleksibilni is geared toward investors who are looking for a mixture of safety, income and capital appreciation. The recommended duration of an investment is at least five years.

TOP 10 Holdings as at 28.02.2023

	ISIN	%
MICROSOFT	US5949181045	3,18
KINGDOM OF THE NETHERLANDS - NETHER O	NL0015000B11	3,07
ASML HOLDING	NL0010273215	2,88
APPLE	US0378331005	2,65
BLACKROCK	US09247X1019	2,41
DEUTCHLAND - DBR 0 05/15/36	DE0001102549	2,23
POZAVAROVALNICA SAVA	SI0021110513	2,09
ALPHABET	US02079K3059	1,94
BNP PARIBAS	FR0000131104	1,79
ING GROEP	NL0011821202	1,76

Fund overview as at 28.02.2023

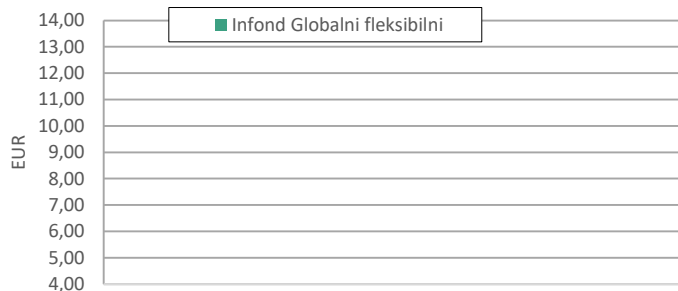
ISIN	SI0021401128
Net asset value (NAV)	€12,06
Total Net Assets (EUR)	18.840.322 €
Initial charge	max. 3 %
Redemption fee	0%
Management fee	2,00%
Inception date	26.09.2008

Synthetic Risk Reward Indicator

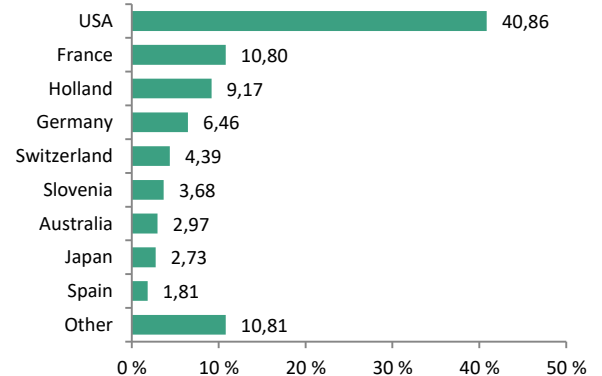
◀ Lower risk – Typically lower rewards ▶						
1	2	3	4	5	6	7
▶ Higher risk - Typically Higher rewards ▶						

The fund is classified in category 5 of the risk and reward profile. The assessment of the risk and potential return of the fund, shown in the indicator above, is calculated on the basis of past data on the fund's operations or the movement of the benchmark index. Historical data used to calculate the risk and reward profile may not be a reliable indication of the future risk profile. In accordance with the actual operations of the fund in the future, the assessment of risk and reward profile may change. The lowest category does not mean a risk-free investment. The mixed composition of the portfolio allows greater exposure to debt investments, therefore increased credit risk. In the case of issuer's insolvency or economic difficulties, it may happen that the debtor's liabilities to the Fund are not settled in full or on time. Sustainability risks are currently not systematically involved in the investment process of this fund. More information can be found in the prospectus.

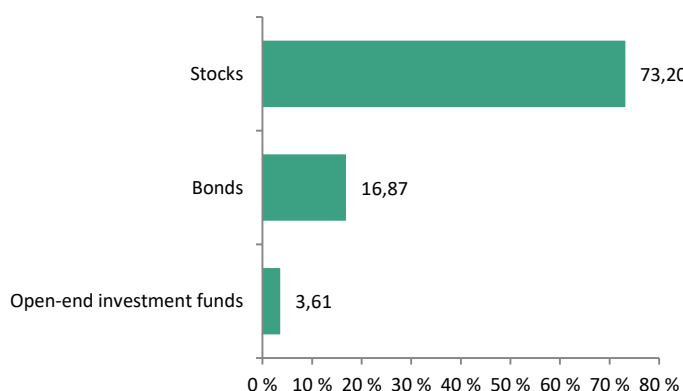
Fund performance



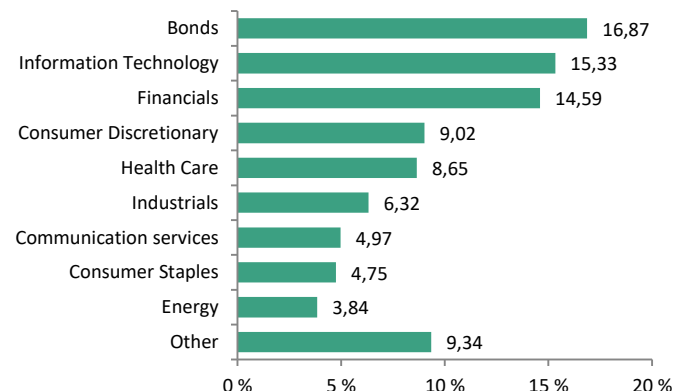
Geographic allocation



Asset allocation



Sector allocation



SAVA INFOND, DRUŽBA ZA UPRAVLJANJE, D.O.O.

Ulica Eve Lovše 7, SI-2000 Maribor

Tel: +386 2 229 74 40, Fax: +386 2 229 74 89, E: info@infond.si

PERFORMANCE - 1 YR

-6,50%

PERFORMANCE - 3 YR

+8,35%

PERFORMANCE - 5 YR

+17,08%

Infond Umbrella Fund

Infond Globalni uravnoreženi, mixed subfund

Investment policy

Infond Globalni uravnoreženi is the global balanced mixed subfund of the Infond Umbrella Fund. It invests between 35% and 65% of assets in shares and unites of equity target funds without regional or sectoral limitation.

Suitable for

As a mixed subfund, Infond Globalni uravnoreženi is geared toward investors who are looking for a mixture of safety, income and modest capital appreciation. The recommended duration of an investment is at least five years.

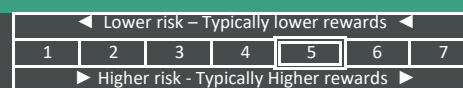
TOP 10 Holdings as at 28.02.2023

	ISIN	%
MICROSOFT	US5949181045	2,20
APPLE	US0378331005	2,15
NEXT FUNDS JPX NIKKEI 400	JP3047670009	1,75
BLACKROCK	US09247X1019	1,72
EIB - EIB 3.5	XS0755873253	1,70
JPMORGAN CHASE	US46625H1005	1,70
KINGDOM OF THE NETHERLANDS - NETHER 0.75	NL0012171458	1,65
REPUBLIC OF FINLAND - RFGB 2.75	FI4000037635	1,64
REPUBLIC OF AUSTRIA - RAGB 0.5	AT0000A269M8	1,63
DEUTSCHLAND - DBR 0.5	DE0001102440	1,63

Fund overview as at 28.02.2023


ISIN	SI0021400161
Net asset value (NAV)	€79,39
Total Net Assets (EUR)	68.305.129 €
Initial charge	max. 3 %
Redemption fee	0%
Management fee	2,00%
Inception date	01.03.1994

Synthetic Risk Reward Indicator

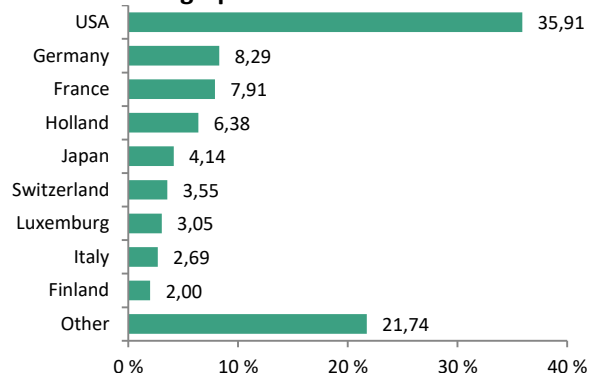


The fund is classified in category 5 of the risk and reward profile. The assessment of the risk and potential return of the fund, shown in the indicator above, is calculated on the basis of past data on the fund's operations or the movement of the benchmark index. Historical data used to calculate the risk and reward profile may not be a reliable indication of the future risk profile. In accordance with the actual operations of the fund in the future, the assessment of risk and reward profile may change. The lowest category does not mean a risk-free investment. The mixed composition of the portfolio allows greater exposure to debt investments, therefore increased credit risk. In the case of issuer's insolvency or economic difficulties, it may happen that the debtor's liabilities to the Fund are not settled in full or on time. Sustainability risks are currently not systematically involved in the investment process of this fund. More information can be found in the prospectus.

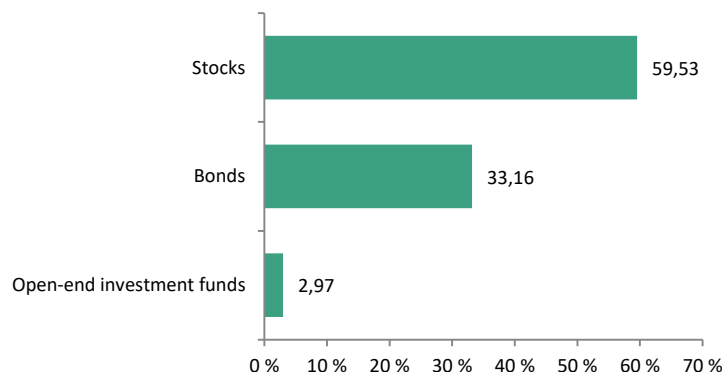
Fund performance



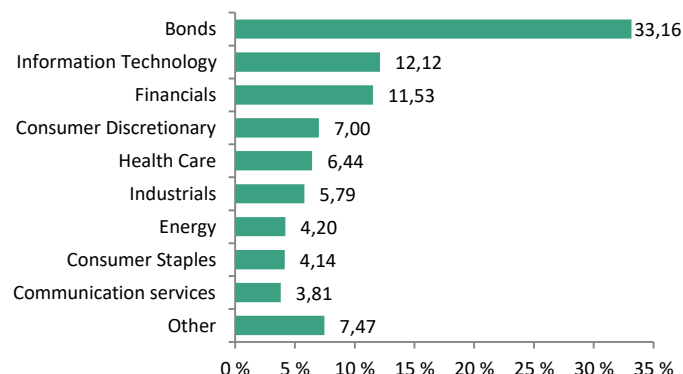
Geographic allocation



Asset allocation



Sector allocation



SAVA INFOND, DRUŽBA ZA UPRAVLJANJE, D.O.O.

Ulica Eve Lovše 7, SI-2000 Maribor

Tel: +386 2 229 74 40, Fax: +386 2 229 74 89, E: info@infond.si

PERFORMANCE - 1 YR

-14,60%

PERFORMANCE - 3 YR

-11,60%

PERFORMANCE - 5 YR

-22,12%

Infond Umbrella Fund

Infond Kitajska, equity subfund

Investment policy

Infond Kitajska, equity subfund of Infond Umbrella Fund, invests a minimum of 80% of its net assets in equities issued by companies of the subregion wider China (China, Hong Kong and Taiwan).

Suitable for

The fund is suitable for investors who are willing to assume higher risk and invest over the long term.

TOP 10 Holdings as at 28.02.2023

	ISIN	%
TENCENT HOLDINGS	KYG875721634	8,11
ALIBABA GROUP HOLDING	KYG017191142	7,78
BAIDU	KYG070341048	6,28
JD.COM	KYG820881014	4,94
ANTA SPORTS	KYG040111059	4,28
PING AN INSURANCE GROUP	CNE1000003X6	3,88
NETEASE	KYG6427A1022	3,76
BYD	CNE100000296	3,76
AIA	HK0000069689	3,50
CHINA CONSTRUCTION BANK	CNE1000002H1	3,26

Fund overview as at 28.02.2023

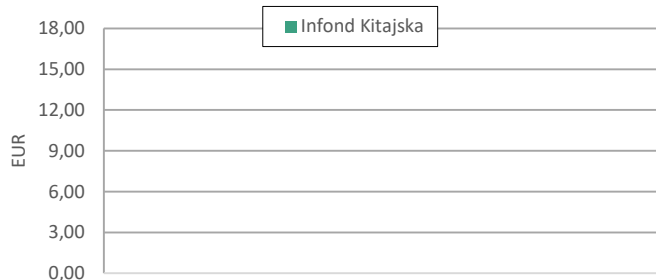
ISIN	SI0021401433
Net asset value (NAV)	€11,51
Total Net Assets (EUR)	3.708.689 €
Initial charge	max. 5 %
Redemption fee	0%
Management fee	2,25%
Inception date	16.07.2011

Synthetic Risk Reward Indicator

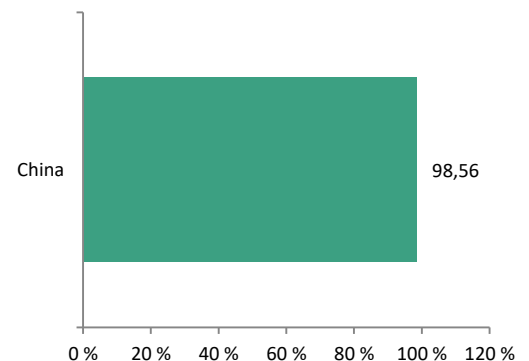
◀ Lower risk – Typically lower rewards ▶						
1	2	3	4	5	6	7
▶ Higher risk - Typically Higher rewards ▶						

The fund is classified in category 6 of the risk and reward profile. The assessment of the risk and potential return of the fund, shown in the indicator above, is calculated on the basis of past data on the fund's operations or the movement of the benchmark index. Historical data used to calculate the risk and reward profile may not be a reliable indication of the future risk profile. In accordance with the actual operations of the fund in the future, the assessment of risk and reward profile may change. The lowest category does not mean a risk-free investment. Sustainability risks are currently not systematically involved in the investment process of this fund. More information can be found in the prospectus.

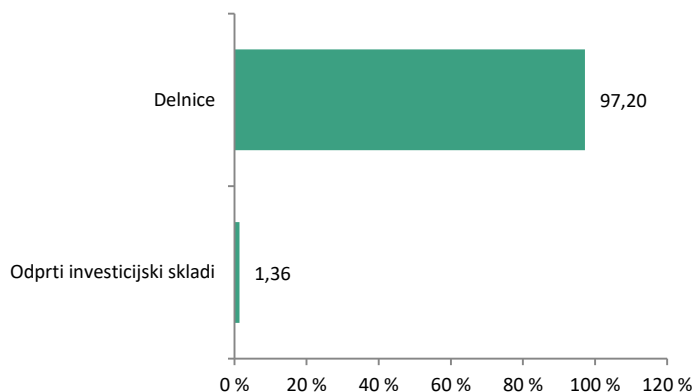
Fund performance



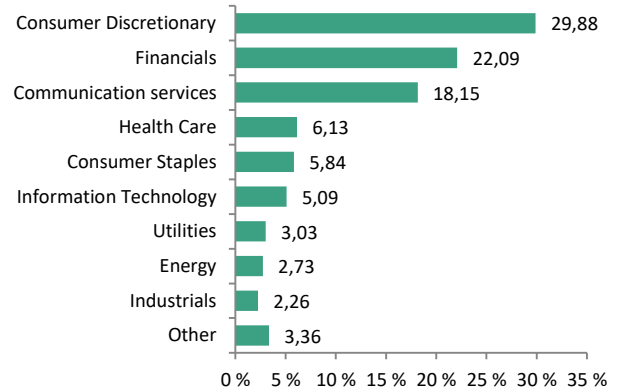
Geographic allocation



Asset allocation



Sector allocation



SAVA INFOND, DRUŽBA ZA UPRAVLJANJE, D.O.O.

Ulica Eve Lovše 7, SI-2000 Maribor

Tel: +386 2 229 74 40, Fax: +386 2 229 74 89, E: info@infond.si

PERFORMANCE - 1 YR

-4,24%

PERFORMANCE - 3 YR

-6,09%

PERFORMANCE - 5 YR

-5,79%

Infond Umbrella Fund

Infond Kratkoročne obveznice - EUR, bond subfund**Investment policy**

Infond Kratkoročne obveznice - EUR invests a min. of 80% of its net assets in bonds, bond funds and debt securities with average modified duration of portfolio between 1 and 3 years.

Suitable for

Investors with low risk tolerance or risk averse investors. A typical investment in a shortterm bond fund is at least 1 year.

TOP 10 Holdings as at 28.02.2023

	ISIN	%
NKBM - NOVAKR 1.875	XS2430442868	5,96
REPUBLIC OF CROATIA - CROATI 3	XS1117298916	4,84
COMMUNITY OF MADRID - MADRID 4.125	ES0000101602	4,49
MOL - MOLHB 2.625	XS1401114811	4,41
CESKE DRAHY - CESDRA 1.875	XS1415366720	4,37
REPUBLIKA SLOVENIJA - SLOREP 4.625	SI0002102984	4,19
REPUBLIC OF ITALY - BTSP 4.5	IT0004644735	4,14
GRIFOLS - GRFSM 1.625	XS2076836555	4,06
REPUBLIC OF AUSTRIA - RAGB 1.2	AT0000A1FAP5	3,80
ROMANIA - ROMANI 2.75	XS1312891549	3,51

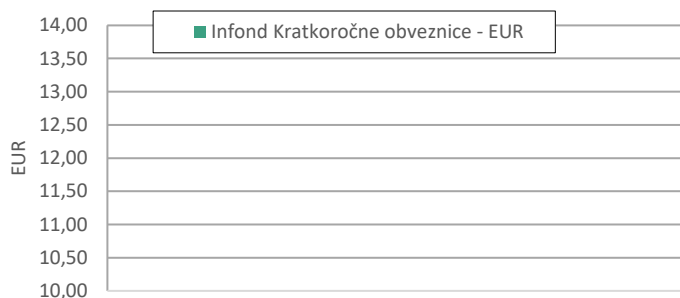
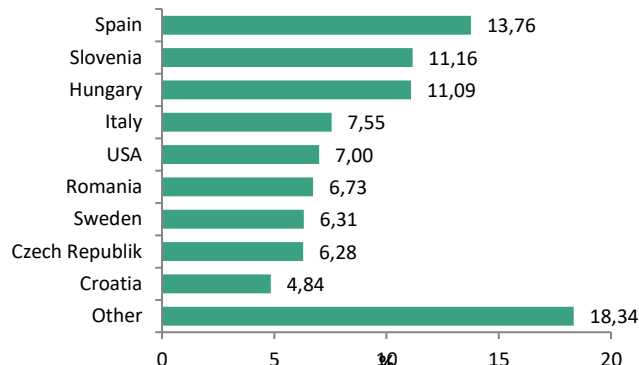
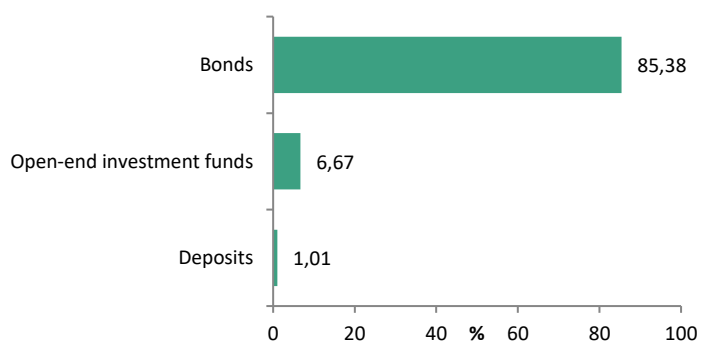
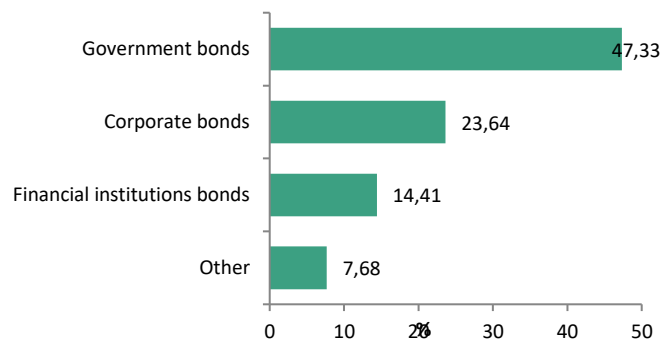
Fund overview as at 28.02.2023

ISIN	SI0021401532
Net asset value (NAV)	€11,80
Total Net Assets (EUR)	13.881.466 €
Initial charge	max. 1,5 %
Redemption fee	0%
Management fee	0,40%
Inception date	16.10.2013

Synthetic Risk Reward Indicator

◀ Lower risk – Typically lower rewards ▶						
1	2	3	4	5	6	7
▶ Higher risk - Typically Higher rewards ▶						

The fund is classified in category 2 of the risk and reward profile. The assessment of the risk and potential return of the fund, shown in the indicator above, is calculated on the basis of past data on the fund's operations or the movement of the benchmark index. Historical data used to calculate the risk and reward profile may not be a reliable indication of the future risk profile. In accordance with the actual operations of the fund in the future, the assessment of risk and reward profile may change. The lowest category does not mean a risk-free investment. As part of the assets are invested in debt instruments, there is a possibility that the issuer's liabilities (i.e. principal and interest) are not settled in full or on time (credit risk). Adverse conditions in the capital markets, however, can cause liquidity risk. Sustainability risks are currently not systematically involved in the investment process of this fund. More information can be found in the prospectus.

Fund performance**Geographic allocation****Asset allocation****Sector allocation**

SAVA INFOND, DRUŽBA ZA UPRAVLJANJE, D.O.O.

Ulica Eve Lovše 7, SI-2000 Maribor

Tel: +386 2 229 74 40, Fax: +386 2 229 74 89, E: info@infond.si

PERFORMANCE - 1 YR

-22,06%

PERFORMANCE - 3 YR

-22,13%

PERFORMANCE - 5 YR

-11,41%

Infond Umbrella Fund

Infond Megatrendi, equity subfund

Investment policy

Infond Megatrendi, the equity subfund of the Infond Umbrella Fund, invests in shares of companies whose products and services are part of structural changes in society, the environment, technology and demography (megatrends).

Suitable for

The fund is suitable for investors who are willing to assume higher risk and invest over the long term.

TOP 10 Holdings as at 28.02.2023

	ISIN	%
CADENCE DESIGN SYSTEMS	US1273871087	3,94
ASML HOLDING	NL0010273215	3,69
ALBEMARLE	US0126531013	3,68
INTUITIVE SURGICAL	US46120E6023	2,93
ADYEN	NL0012969182	2,92
KLA - TENCOR	US4824801009	2,91
LAM RESEARCH	US5128071082	2,89
SCHNEIDER ELECTRIC	FR0000121972	2,82
MERCADOLIBRE	US58733R1023	2,70
NVIDIA	US67066G1040	2,67

Fund overview as at 28.02.2023

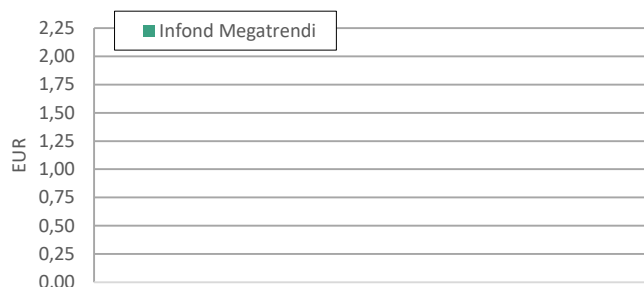
ISIN	SI0021401219
Net asset value (NAV)	€1,24
Total Net Assets (EUR)	2.213.619 €
Initial charge	max. 3 %
Redemption fee	0%
Management fee	2,25%
Inception date	20.06.2008

Synthetic Risk Reward Indicator

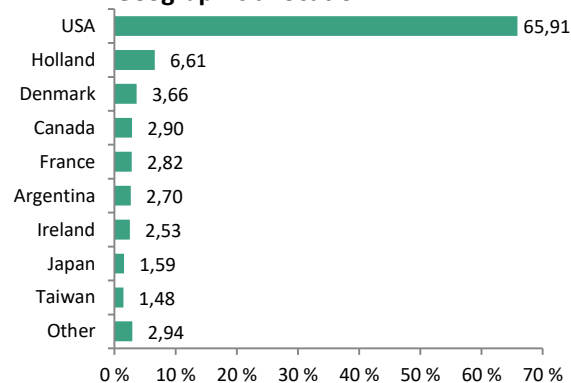
◀ Lower risk – Typically lower rewards ▶						
1	2	3	4	5	6	7
▶ Higher risk - Typically Higher rewards ▶						

The fund is classified in category 6 of the risk and reward profile. The assessment of the risk and potential return of the fund, shown in the indicator above, is calculated on the basis of past data on the fund's operations or the movement of the benchmark index. Historical data used to calculate the risk and reward profile may not be a reliable indication of the future risk profile. In accordance with the actual operations of the fund in the future, the assessment of risk and reward profile may change. The lowest category does not mean a risk-free investment. Sustainability risks are currently not systematically involved in the investment process of this fund. More information can be found in the prospectus.

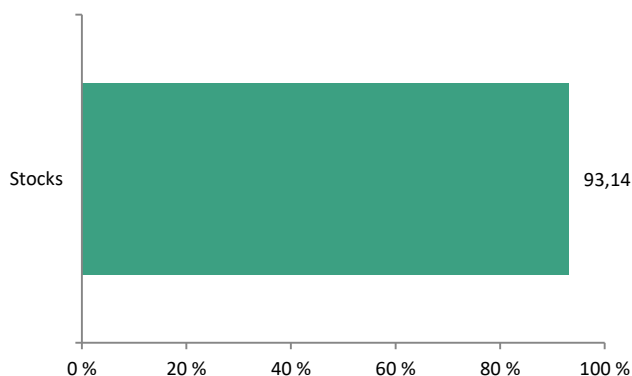
Fund performance



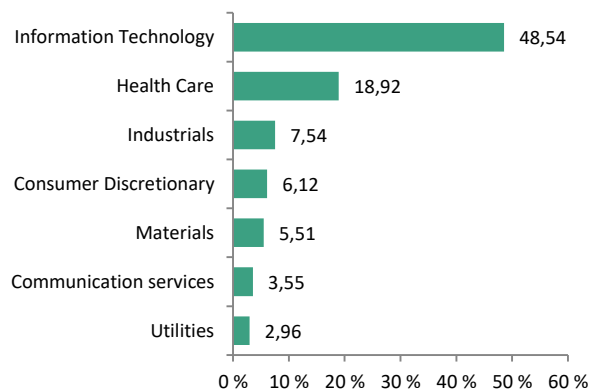
Geographic allocation



Asset allocation



Sector allocation



SAVA INFOND, DRUŽBA ZA UPRAVLJANJE, D.O.O.

Ulica Eve Lovše 7, SI-2000 Maribor

Tel: +386 2 229 74 40, Fax: +386 2 229 74 89, E: info@infond.si

Disclaimer: It should be noted that past performance is not a reliable indicator of the future performance of a fund. Individual costs such as fees, commissions and other charges have not been included in this document and would have an adverse impact on returns if they were included. The methodology for calculating the data contained in the monthly report is published on the website www.infond.si.

PERFORMANCE - 1 YR

-3,77%

PERFORMANCE - 3 YR

+22,42%

PERFORMANCE - 5 YR

+36,00%

Infond Umbrella Fund

Infond Naložbeni cilj 2040, target date subfund

Investment policy

A professionally managed, well-diversified investment portfolio in a single fund. Infond Naložbeni cilj 2040 allocates assets among equity, bond and money market instruments based on its investment strategy.

Suitable for

Above all for investors with financial goal targeted around year 2040. On basis of its investment policy the subfund will gradually turn from predominantly equity to predominantly bond subfund as approaching year 2040.

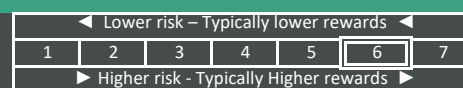
TOP 10 Holdings as at 28.02.2023

	ISIN	%
ISHARES EURO AGGREGATE BOND	IE00B3DKXQ41	4,89
MICROSOFT	US5949181045	3,19
APPLE	US0378331005	3,08
SPDR BLOOMBERG BARCLAYS 1-3 EURO GOVERNMENT	IE00B6YX5F63	2,61
ISHARES EUR HIGH YIELD CORP	IE00B66F4759	1,82
SALESFORCE.COM	US79466L3024	1,48
TAIWAN SEMICONDUCTOR	US8740391003	1,44
ROCHE HOLDING	CH0012032048	1,43
DEUTSCHE TELEKOM	DE0005557508	1,34
ELEVANCE HEALTH	US0367521038	1,32

Fund overview as at 28.02.2023

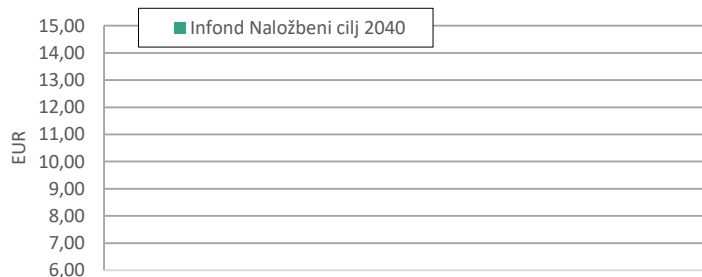
ISIN	SI0021401672
Net asset value (NAV)	€13,40
Total Net Assets (EUR)	3.020.942 €
Initial charge	0%
Redemption fee	max. 3%
Management fee	descending from 1.75% to 0,50%
Inception date	09.01.2017

Synthetic Risk Reward Indicator

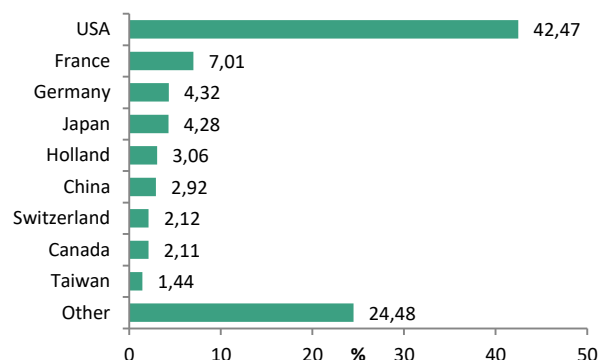


The fund is classified in category 5 of the risk and reward profile. The assessment of the risk and potential return of the fund, shown in the indicator above, is calculated on the basis of past data on the fund's operations or the movement of the benchmark index. Historical data used to calculate the risk and reward profile may not be a reliable indication of the future risk profile. In accordance with the actual operations of the fund in the future, the assessment of risk and reward profile may change. The lowest category does not mean a risk-free investment. The mixed composition of the portfolio allows greater exposure to debt securities, which increases credit risk. If the issuer becomes insolvent or finds itself in economic difficulties, the debtor may not settle its obligations to the fund in full or on time. Sustainability risks are currently not systematically involved in the investment process of this fund. More information can be found in the prospectus.

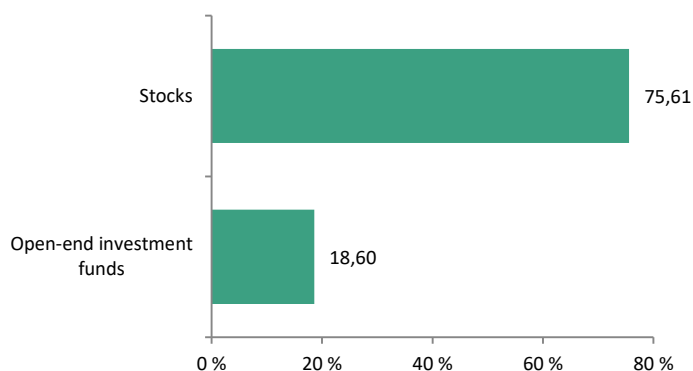
Fund performance



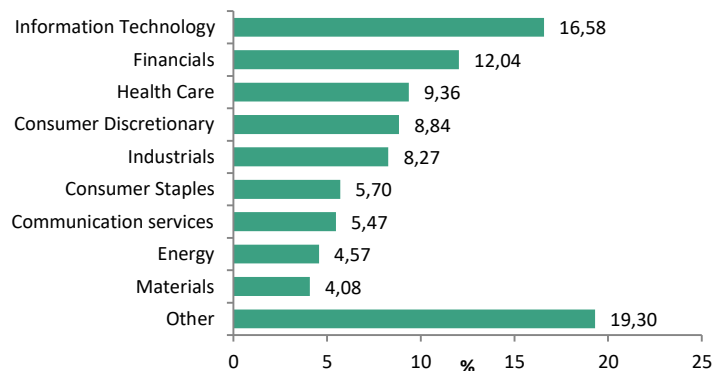
Geographic allocation



Asset Allocation



Sector allocation



SAVA INFOND, DRUŽBA ZA UPRAVLJANJE, D.O.O.

Ulica Eve Lovše 7, SI-2000 Maribor

Tel: +386 2 229 74 40, Fax: +386 2 229 74 89, E: info@infond.si

PERFORMANCE - 1 YR

-14,04%

PERFORMANCE - 3 YR

-18,05%

PERFORMANCE - 5 YR

-15,71%

Infond Umbrella Fund

Infond Obvezniški - EUR, bond subfund

Investment policy

Infond Obvezniški - EUR, the bond subfund of Infond Umbrella Funds, invests a minimum of 80% of its net assets in bond funds and debt securities of issuers anywhere in the world, at least 70% are nominated in EURO.

Suitable for

Investors with low risk tolerance or risk averse investors.

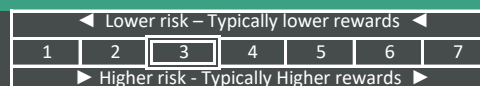
TOP 10 Holdings as at 28.02.2023

	ISIN	%
DEUTCHLAND - DBR 0 05/15/36	DE0001102549	5,50
KINGDOM OF THE NETHERLANDS - NETHER 0	NL0015000B11	5,05
KINGDOM OF SPAIN - SPGB 1.45	ES0000012E51	4,75
REPUBLIKA SLOVENIJA - SLOREP 1.5	SI0002103487	4,07
BELGIUM KINGDOM - BGB 0.35	BE0000354630	4,05
FRANCE - FRTR 0.5	FR0013407236	3,95
REPUBLIC OF FINLAND - RFGB 2.75	FI4000037635	3,94
WELLS FARGO - WFC 1.375	XS1400169931	3,94
STELLANTIS - STLA 2.75	FR0013512944	3,88
GRIFOLS - GRFSM 1.625	XS2076836555	3,69

Fund overview as at 28.02.2023


ISIN	SI0021401318
Net asset value (NAV)	€11,31
Total Net Assets (EUR)	7.641.431 €
Initial charge	max. 1,5 %
Redemption fee	0%
Management fee	1,10%
Inception date	14.08.2010

Synthetic Risk Reward Indicator

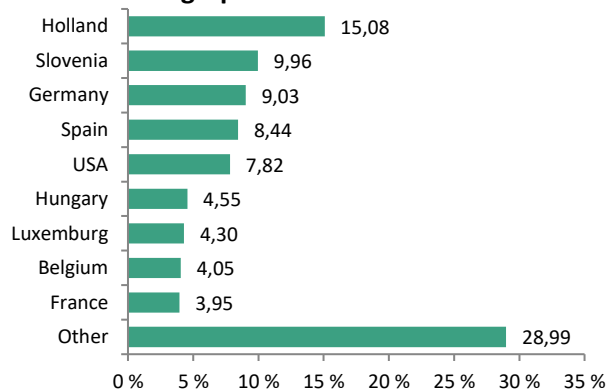


The fund is classified in category 3 of the risk and reward profile. The assessment of the risk and potential return of the fund, shown in the indicator above, is calculated on the basis of past data on the fund's operations or the movement of the benchmark index. Historical data used to calculate the risk and reward profile may not be a reliable indication of the future risk profile. In accordance with the actual operations of the fund in the future, the assessment of risk and reward profile may change. The lowest category does not mean a risk-free investment. As part of the assets are invested in debt instruments, there is a possibility that the issuer's liabilities (i.e. principal and interest) are not settled in full or on time (credit risk). Adverse conditions in the capital markets, however, can cause liquidity risk. Sustainability risks are currently not systematically involved in the investment process of this fund. More information can be found in the prospectus.

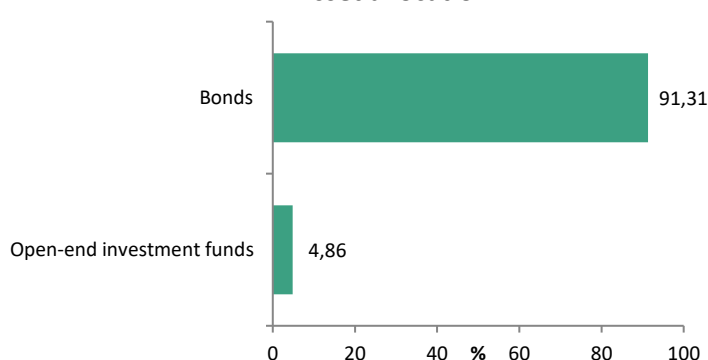
Fund performance



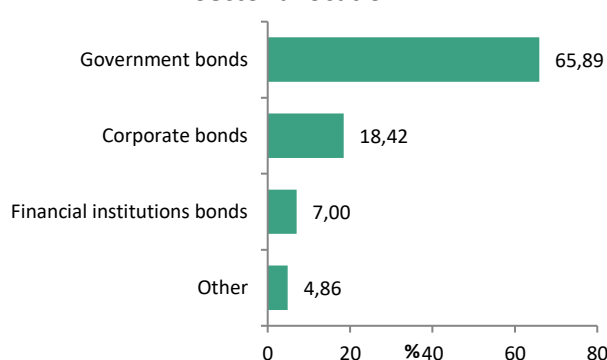
Geographic allocation



Asset allocation



Sector allocation



SAVA INFOND, DRUŽBA ZA UPRAVLJANJE, D.O.O.

Ulica Eve Lovše 7, SI-2000 Maribor

Tel: +386 2 229 74 40, Fax: +386 2 229 74 89, E: info@infond.si

PERFORMANCE - 1 YR

-3,38%

PERFORMANCE - 3 YR

+26,82%

PERFORMANCE - 5 YR

+41,49%

Infond Umbrella Fund

Infond Razviti trgi, developed markets equity subfund

Investment policy

Infond Razviti trgi is an equity subfund of the Infond Umbrella Fund. It invests a minimum of 80% of its net assets in equities issued by companies anywhere in the developed world with no sectoral limitation.

Suitable for

The fund is suitable for investors who are willing to assume higher risk and invest over the long term.

TOP 10 Holdings as at 28.02.2023

	ISIN	%
APPLE	US0378331005	4,42
MICROSOFT	US5949181045	3,75
ANALOG DEVICES	US0326541051	2,16
TOTAL ENERGIES	FR0000120271	2,16
ALPHABET	US02079K3059	2,08
ISHARES MSCI CANADA	US4642865095	1,89
AMAZON	US0231351067	1,83
ASML HOLDING	NL0010273215	1,65
SANOFI	FR0000120578	1,64
MASTERCARD	US57636Q1040	1,54

Fund overview as at 28.02.2023


ISIN	SI0021400179
Net asset value (NAV)	€15,41
Total Net Assets (EUR)	81.419.432 €
Initial charge	max. 3 %
Redemption fee	0%
Management fee	2,25%
Inception date	01.09.2004

Synthetic Risk Reward Indicator

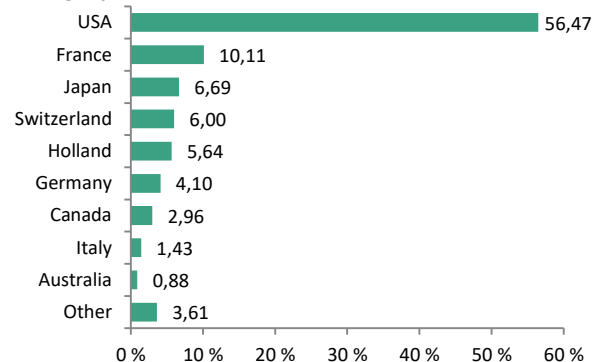
◀ Lower risk – Typically lower rewards ▶						
1	2	3	4	5	6	7
▶ Higher risk - Typically Higher rewards ▶						

The fund is classified in category 6 of the risk and reward profile. The assessment of the risk and potential return of the fund, shown in the indicator above, is calculated on the basis of past data on the fund's operations or the movement of the benchmark index. Historical data used to calculate the risk and reward profile may not be a reliable indication of the future risk profile. In accordance with the actual operations of the fund in the future, the assessment of risk and reward profile may change. The lowest category does not mean a risk-free investment. Sustainability risks are currently not systematically involved in the investment process of this fund. More information can be found in the prospectus.

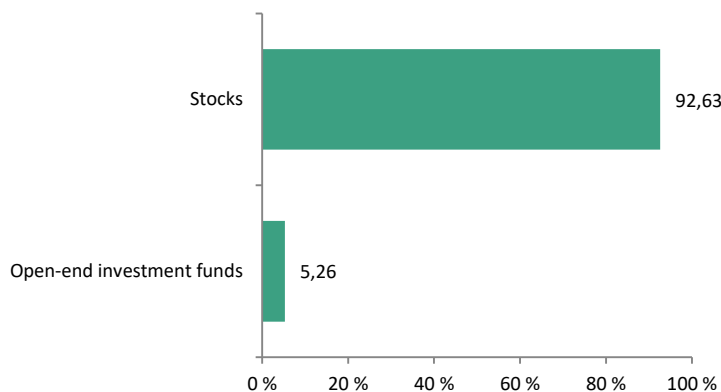
Fund performance



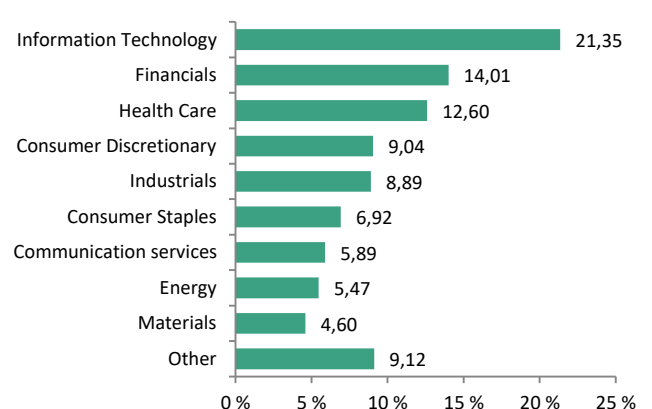
Geographic allocation



Asset allocation



Sector allocation



SAVA INFOND, DRUŽBA ZA UPRAVLJANJE, D.O.O.

Ulica Eve Lovše 7, SI-2000 Maribor

Tel: +386 2 229 74 40, Fax: +386 2 229 74 89, E: info@infond.si

PERFORMANCE - 1 YR

-5,76%

PERFORMANCE - 3 YR

+31,95%

PERFORMANCE - 5 YR

+54,47%

Infond Umbrella Fund

Infond Select, developed market equity subfund

Investment policy

Infond Select is a global equity subfund of developed markets. The subfund has no sectoral limitation. Its assets are invested in a focused portfolio of between 25 and 40 high quality business that are potentially positioned for long-term growth.

Suitable for

The fund is suitable for investors who are willing to assume higher risk and invest over the long term.

TOP 10 Holdings as at 28.02.2023

	ISIN	%
BERKSHIRE HATHAWAY	US0846707026	6,58
APPLE	US0378331005	4,91
MICROSOFT	US5949181045	4,89
BLACKROCK	US09247X1019	4,06
UNILEVER	GB00B10RZP78	3,93
BOOKING HOLDINGS	US09857L1089	3,84
VINCI	FR0000125486	3,65
NESTLE	CH0038863350	3,61
MASTERCARD	US57636Q1040	3,48
PALO ALTO NETWORKS	US6974351057	3,32

Fund overview as at 28.02.2023

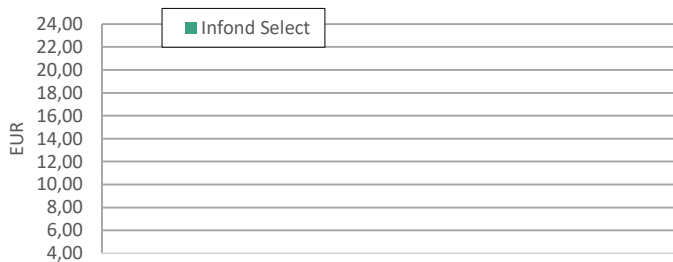
ISIN	SI0021400344
Net asset value (NAV)	€20,25
Total Net Assets (EUR)	9.603.195 €
Initial charge	max. 3 %
Redemption fee	0%
Management fee	2,25%
Inception date	01.08.2007

Synthetic Risk Reward Indicator

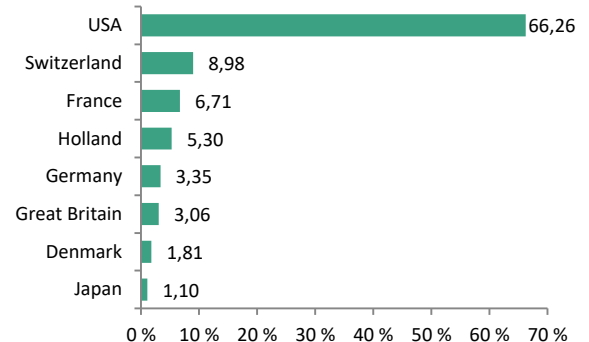
◀ Lower risk – Typically lower rewards ▶						
1	2	3	4	5	6	7
▶ Higher risk - Typically Higher rewards ▶						

The fund is classified in category 6 of the risk and reward profile. The assessment of the risk and potential return of the fund, shown in the indicator above, is calculated on the basis of past data on the fund's operations or the movement of the benchmark index. Historical data used to calculate the risk and reward profile may not be a reliable indication of the future risk profile. In accordance with the actual operations of the fund in the future, the assessment of risk and reward profile may change. The lowest category does not mean a risk-free investment. Sustainability risks are currently not systematically involved in the investment process of this fund. More information can be found in the prospectus.

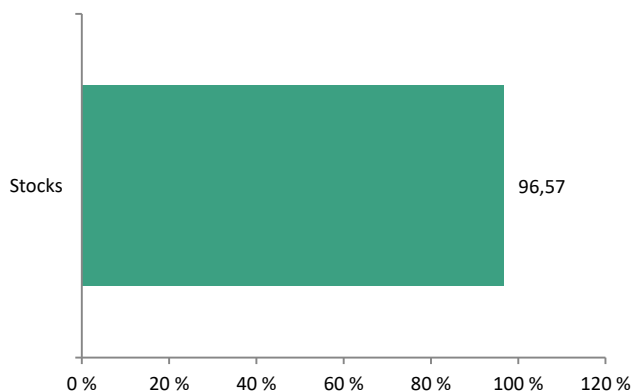
Fund performance



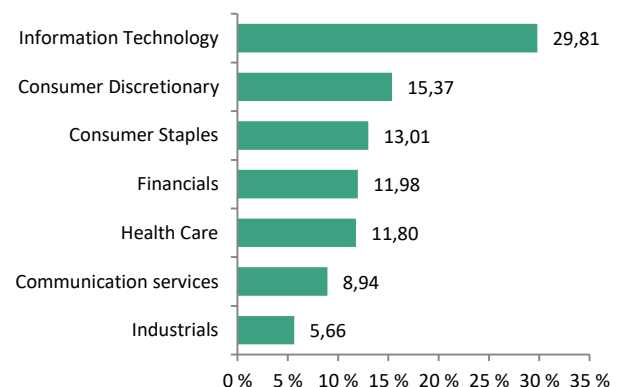
Geographic allocation



Asset allocation



Sector allocation



SAVA INFOND, DRUŽBA ZA UPRAVLJANJE, D.O.O.

Ulica Eve Lovše 7, SI-2000 Maribor

Tel: +386 2 229 74 40, Fax: +386 2 229 74 89, E: info@infond.si

PERFORMANCE - 1 YR

+13,47%

PERFORMANCE - 3 YR

+61,39%

PERFORMANCE - 5 YR

+31,90%

Infond Umbrella Fund

Infond Surovine in energija, equity subfund

Investment policy

Infond Surovine in energija (Equity Subfund of Infond Umbrella Fund) invests primarily in common stocks and normally invests at least 80% of assets in securities of companies from sectors Energy and Materials, according to GICS classification.

Suitable for

The fund is suitable for investors who are willing to assume higher risk and invest over the long term.

TOP 10 Holdings as at 28.02.2023

	ISIN	%
EXXON MOBIL	US30231G1022	7,55
CHEVRON	US1667641005	6,81
GLENCORE	JE00B4T3BW64	4,19
RIO TINTO	GB0007188757	3,80
BHP GROUP	AU000000BHP4	3,70
LINDE	IE00BZ12WP82	3,45
TOTAL ENERGIES	FR0000120271	3,04
BP PLC	GB0007980591	2,93
FREEPORT-MCMORAN COPPER&GOLD	US35671D8570	2,93
SCHLUMBERGER	AN8068571086	2,63

Fund overview as at 28.02.2023


ISIN	SI0021400500
Net asset value (NAV)	€15,21
Total Net Assets (EUR)	17.127.025 €
Initial charge	max. 3 %
Redemption fee	0%
Management fee	2,25%
Inception date	03.10.2005

Synthetic Risk Reward Indicator

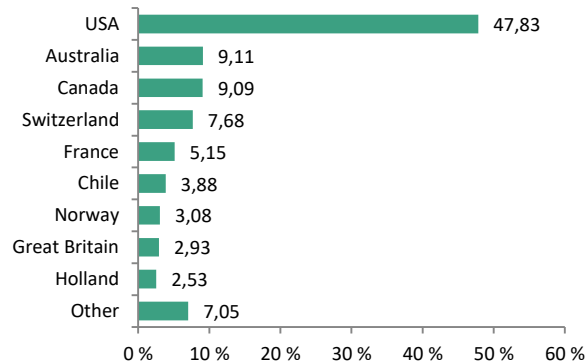
◀ Lower risk – Typically lower rewards ▶						
1	2	3	4	5	6	7
▶ Higher risk - Typically Higher rewards ▶						

The fund is classified in category 6 of the risk and reward profile. The assessment of the risk and potential return of the fund, shown in the indicator above, is calculated on the basis of past data on the fund's operations or the movement of the benchmark index. Historical data used to calculate the risk and reward profile may not be a reliable indication of the future risk profile. In accordance with the actual operations of the fund in the future, the assessment of risk and reward profile may change. The lowest category does not mean a risk-free investment. Sustainability risks are currently not systematically involved in the investment process of this fund. More information can be found in the prospectus.

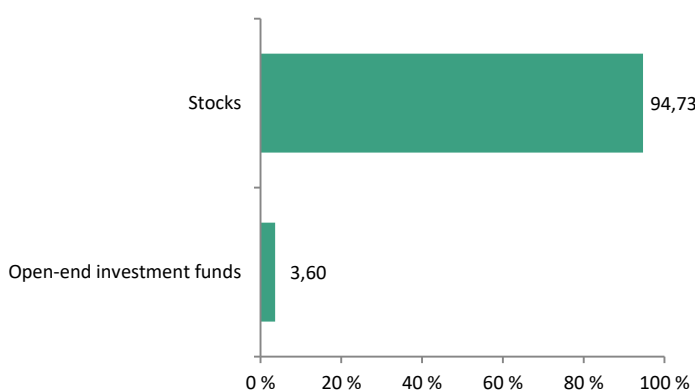
Fund performance



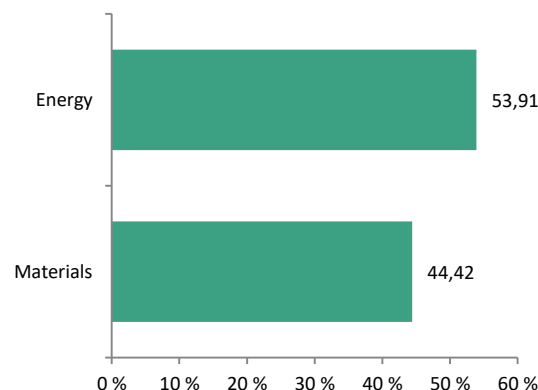
Geographic allocation



Asset allocation



Sector allocation



SAVA INFOND, DRUŽBA ZA UPRAVLJANJE, D.O.O.

Ulica Eve Lovše 7, SI-2000 Maribor

Tel: +386 2 229 74 40, Fax: +386 2 229 74 89, E: info@infond.si

PERFORMANCE - 1 YR

-11,65%

PERFORMANCE - 3 YR

+33,77%

PERFORMANCE - 5 YR

+89,02%

Infond Umbrella Fund

Infond Tehnologija, equity subfund

Investment policy

Infond Tehnologija, the equity subfund of the Infond Umbrella Fund, invests primarily in equities of companies from IT and IT related companies without geographical limitation.

Suitable for

The fund is suitable for investors who are willing to assume higher risk and invest over the long term.

TOP 10 Holdings as at 28.02.2023

	ISIN	%
MICROSOFT	US5949181045	8,25
SERVICENOW	US81762P1021	8,10
APPLE	US0378331005	8,05
NVIDIA	US67066G1040	5,95
PALO ALTO NETWORKS	US6974351057	5,22
META PLATFORMS	US30303M1027	4,25
ALPHABET	US02079K3059	4,21
AMAZON	US0231351067	4,06
ASML HOLDING	NL0010273215	3,78
SALESFORCE.COM	US79466L3024	3,69

Fund overview as at 28.02.2023

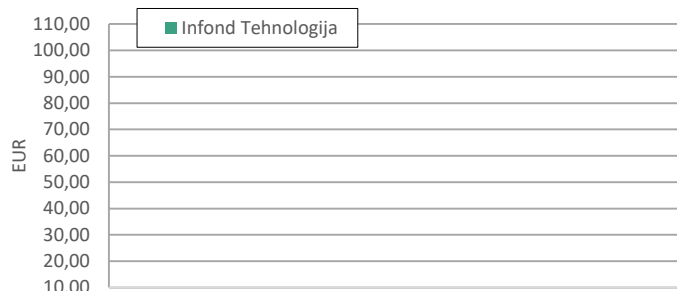
ISIN	SI0021400914
Net asset value (NAV)	€81,50
Total Net Assets (EUR)	89.400.843 €
Initial charge	max. 3%
Redemption fee	0%
Management fee	2,25%
Inception date	01.10.2007

Synthetic Risk Reward Indicator

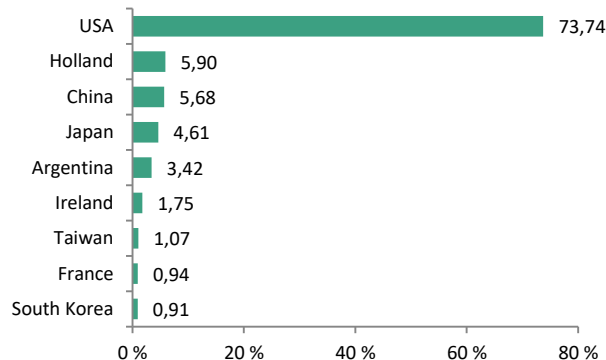
◀ Lower risk – Typically lower rewards ▶						
1	2	3	4	5	6	7
▶ Higher risk - Typically Higher rewards ▶						

The fund is classified in category 6 of the risk and reward profile. The assessment of the risk and potential return of the fund, shown in the indicator above, is calculated on the basis of past data on the fund's operations or the movement of the benchmark index. Historical data used to calculate the risk and reward profile may not be a reliable indication of the future risk profile. In accordance with the actual operations of the fund in the future, the assessment of risk and reward profile may change. The lowest category does not mean a risk-free investment. Sustainability risks are currently not systematically involved in the investment process of this fund. More information can be found in the prospectus.

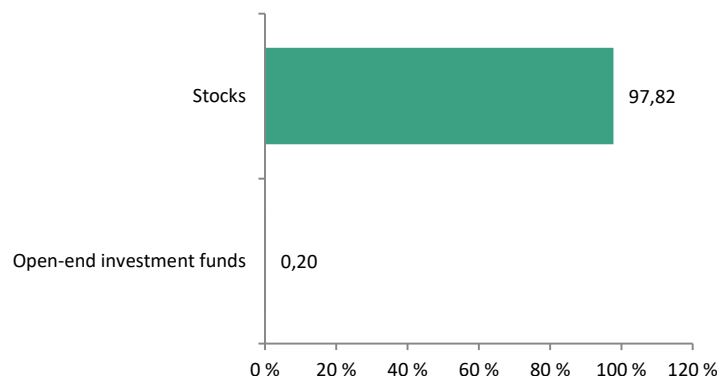
Fund performance



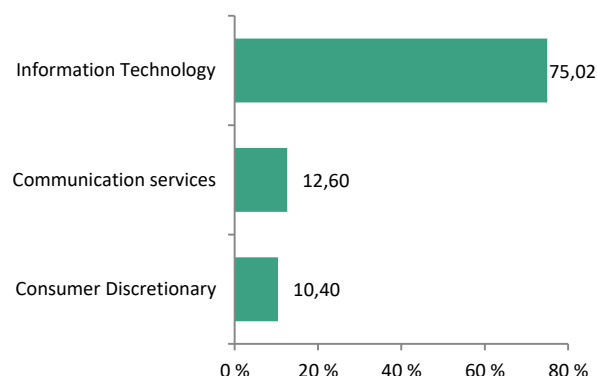
Geographic allocation



Asset allocation



Sector allocation



SAVA INFOND, DRUŽBA ZA UPRAVLJANJE, D.O.O.

Ulica Eve Lovše 7, SI-2000 Maribor

Tel: +386 2 229 74 40, Fax: +386 2 229 74 89, E: info@infond.si

PERFORMANCE - 1 YR

-9,04%

PERFORMANCE - 3 YR

-3,93%

PERFORMANCE - 5 YR

-6,92%

Infond Umbrella Fund

Infond Trgi v razvoju, equity subfund

Investment policy

Infond Trgi v razvoju (Equity Subfund of Infond Umbrella Fund) invests primarily in equities of companies based in the Emerging markets, without sectoral limitation.

Suitable for

The fund is suitable for investors who are willing to assume higher risk and invest over the long term.

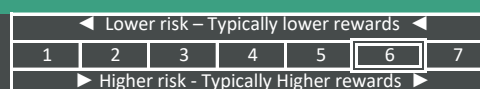
TOP 10 Holdings as at 28.02.2023

	ISIN	%
TAIWAN SEMICONDUCTOR	US8740391003	7,20
TENCENT HOLDINGS	KYG875721634	4,16
ISHARES MSCI TAIWAN	US46434G7723	4,08
SAMSUNG	US7960508882	3,89
ISHARES MSCI SAUDI ARABIA	US46434V4234	3,05
NASPERS	ZAE000015889	3,03
ICICI BANK	US45104G1040	2,67
ALIBABA GROUP HOLDING	KYG017191142	2,60
LARSEN & TOUBRO	USY5217N1183	2,49
MERCADOLIBRE	US58733R1023	2,44

Fund overview as at 28.02.2023

ISIN	SI0021400518
Net asset value (NAV)	€23,48
Total Net Assets (EUR)	29.164.754 €
Initial charge	max. 5 %
Redemption fee	0%
Management fee	2,25%
Inception date	03.10.2005

Synthetic Risk Reward Indicator

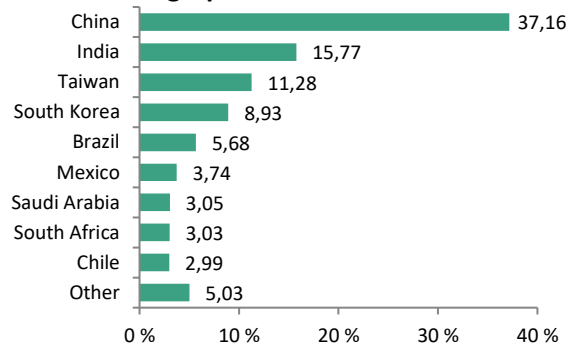


The fund is classified in category 6 of the risk and reward profile. The assessment of the risk and potential return of the fund, shown in the indicator above, is calculated on the basis of past data on the fund's operations or the movement of the benchmark index. Historical data used to calculate the risk and reward profile may not be a reliable indication of the future risk profile. In accordance with the actual operations of the fund in the future, the assessment of risk and reward profile may change. The lowest category does not mean a risk-free investment. Sustainability risks are currently not systematically involved in the investment process of this fund. More information can be found in the prospectus.

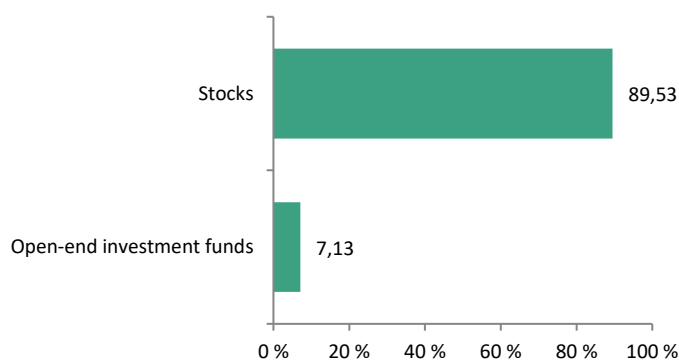
Fund performance



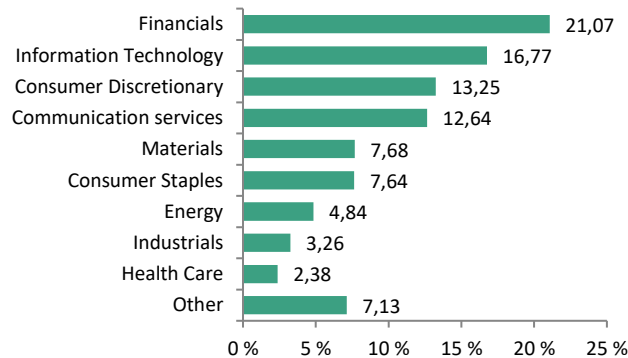
Geographic allocation



Asset allocation



Sector allocation



SAVA INFOND, DRUŽBA ZA UPRAVLJANJE, D.O.O.

Ulica Eve Lovše 7, SI-2000 Maribor

Tel: +386 2 229 74 40, Fax: +386 2 229 74 89, E: info@infond.si

PERFORMANCE - 1 YR

-4,73%

PERFORMANCE - 3 YR

+33,08%

PERFORMANCE - 5 YR

+61,19%

Infond Umbrella Fund

Infond ZDA, equity subfund

Investment policy

Infond ZDA invests mainly in the shares of companies with the registered office or predominant part of operations in United States of America. The fund has no sectoral limitation.

Suitable for

The fund is suitable for investors who are willing to assume higher risk and invest over the long term.

TOP 10 Holdings as at 28.02.2023

	ISIN	%
APPLE	US0378331005	6,26
MICROSOFT	US5949181045	5,07
ALPHABET	US02079K3059	2,95
ANALOG DEVICES	US0326541051	2,93
SALESFORCE.COM	US79466L3024	2,77
APPLIED MATERIALS	US0382221051	2,54
ABBVIE	US00287Y1091	2,43
MASTERCARD	US57636Q1040	2,32
AMAZON	US0231351067	2,29
SERVICENOW	US81762P1021	2,24

Fund overview as at 28.02.2023


ISIN	SI0021400534
Net asset value (NAV)	€31,47
Total Net Assets (EUR)	12.550.117 €
Initial charge	max. 3 %
Redemption fee	0%
Management fee	2,25%
Inception date	04.06.2007

Synthetic Risk Reward Indicator

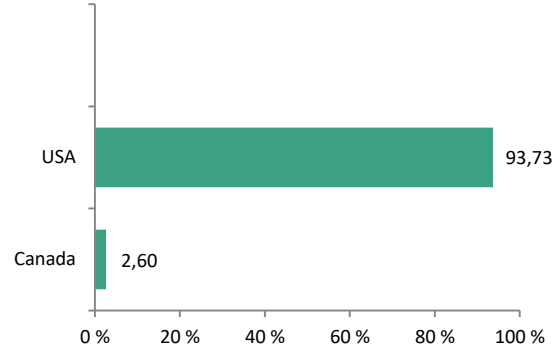
◀ Lower risk – Typically lower rewards ▶						
1	2	3	4	5	6	7
▶ Higher risk - Typically Higher rewards ▶						

The fund is classified in category 6 of the risk and reward profile. The assessment of the risk and potential return of the fund, shown in the indicator above, is calculated on the basis of past data on the fund's operations or the movement of the benchmark index. Historical data used to calculate the risk and reward profile may not be a reliable indication of the future risk profile. In accordance with the actual operations of the fund in the future, the assessment of risk and reward profile may change. The lowest category does not mean a risk-free investment. Sustainability risks are currently not systematically involved in the investment process of this fund. More information can be found in the prospectus.

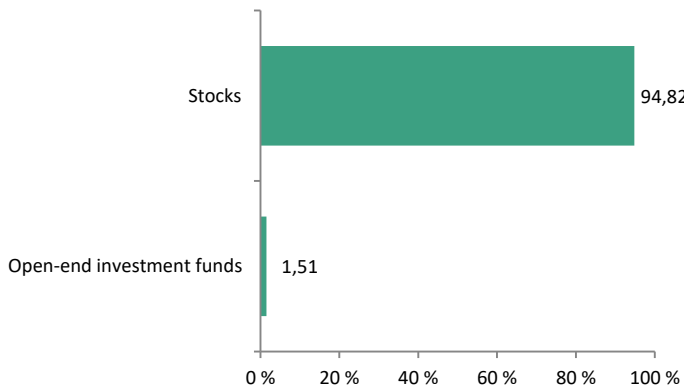
Fund performance



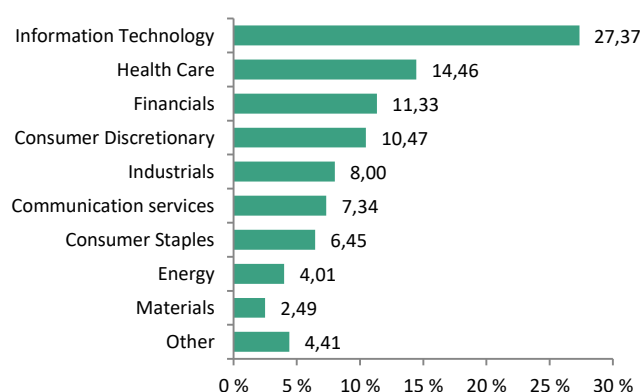
Geographic allocation



Asset allocation



Sector allocation



SAVA INFOND, DRUŽBA ZA UPRAVLJANJE, D.O.O.

Ulica Eve Lovše 7, SI-2000 Maribor

Tel: +386 2 229 74 40, Fax: +386 2 229 74 89, E: info@infond.si

PERFORMANCE - 1 YR

+1,97%

PERFORMANCE - 3 YR

+26,28%

PERFORMANCE - 5 YR

+55,39%

Infond Umbrella Fund

Infond Zdravstvo, equity subfund

Investment policy

Infond Zdravstvo, equity subfund of Infond Umbrella fund invests mainly in the shares of sectorally limited portfolios of companies from the Healthcare sector (pharmaceuticals and biotechnology, medical equipment industry...).

Suitable for

The fund is suitable for investors who are willing to assume higher risk and invest over the long term.

TOP 10 Holdings as at 28.02.2023

	ISIN	%
UNITEDHEALTH	US91324P1021	6,56
MERCK & CO	US58933Y1055	4,26
JOHNSON&JOHNSON	US4781601046	4,22
ELI LILY & CO	US5324571083	3,92
NOVO NORDISK	US6701002056	3,33
ABBVIE	US00287Y1091	3,32
ASTRAZENECA	GB0009895292	3,32
PFIZER	US7170811035	3,02
THERMO FISHER SCIENTIFIC	US8835561023	3,01
BOSTON SCIENTIFIC	US1011371077	2,88

Fund overview as at 28.02.2023

ISIN	SI0021400526
Net asset value (NAV)	€42,24
Total Net Assets (EUR)	36.636.759 €
Initial charge	max. 5 %
Redemption fee	0%
Management fee	2,25%
Inception date	04.06.2007

Synthetic Risk Reward Indicator

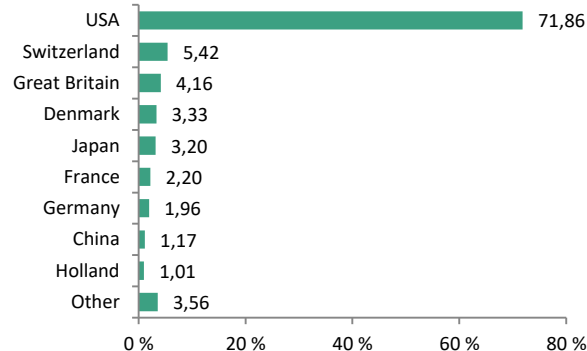
◀ Lower risk – Typically lower rewards						
1	2	3	4	5	6	7
▶ Higher risk - Typically Higher rewards ▶						

The fund is classified in category 6 of the risk and reward profile. The assessment of the risk and potential return of the fund, shown in the indicator above, is calculated on the basis of past data on the fund's operations or the movement of the benchmark index. Historical data used to calculate the risk and reward profile may not be a reliable indication of the future risk profile. In accordance with the actual operations of the fund in the future, the assessment of risk and reward profile may change. The lowest category does not mean a risk-free investment. Sustainability risks are currently not systematically involved in the investment process of this fund. More information can be found in the prospectus.

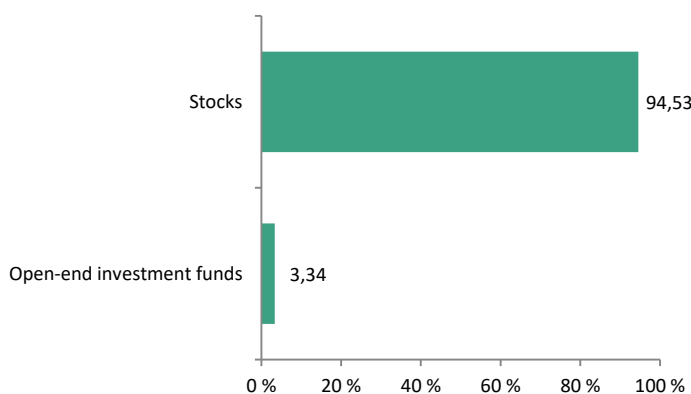
Fund performance



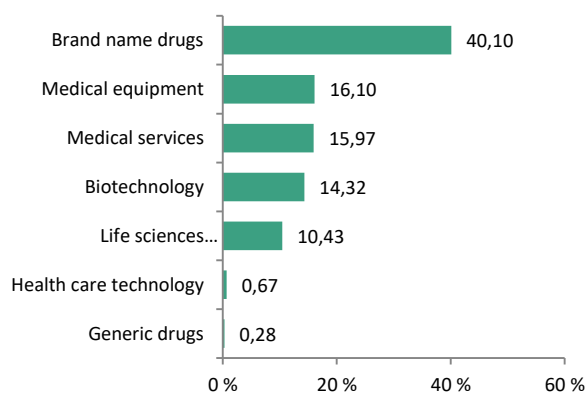
Geographic allocation



Asset allocation



Sector allocation



SAVA INFOND, DRUŽBA ZA UPRAVLJANJE, D.O.O.

Ulica Eve Lovše 7, SI-2000 Maribor

Tel: +386 2 229 74 40, Fax: +386 2 229 74 89, E: info@infond.si



The information contained in this document does not constitute investment advice and is merely a brief summary of key aspects of the fund. Full details of the fund can be found in sales prospectus, Key Investor Information Document (KIID), supplemented in each case by the most recent audited annual and half-yearly report, if this report is more recent than the most recently available annual report. These documents constitute the sole binding basis for the purchase of fund units. They are available in Slovenian language free of charge in either electronic or printed form to interested parties at management company Sava Infond, družba za upravljanje, d.o.o., information and paying agents, and webpage (www.infond.si). Calculation of performance excludes initial fees (max. 3%) and redemption fees (max. 3%). Individual costs such as fees, commissions and other charges have not been included in this document and would have an adverse impact on returns if they were included. It should be noted that past performance is not a reliable indicator of the future performance of a fund. Prices of shares and the income from them may fall as well as rise and investors may not get back the amount originally invested. Information on the Risk-Reward Profile (from 1 to 7) is available on webpage www.infond.si. Further information on taxation can be found in the full sales prospectus. The units issued under this fund may only be offered for purchase or sold in jurisdictions in which such offer or sale is permitted. The investors may receive additional and more detailed information related to the operations and about the units for sub-funds at the Management company of the fund: SAVA INFOND, družba za upravljanje, d.o.o., Ulica Eve Lovše 7, SI-2000 Maribor, Slovenia Tel.: +386 2 229 7440, Fax: +386 2 229 7489, www.infond.si. Our languages of communication are German and English.