

# Infond Funds

## FACT SHEETS

**Infond Dividendni**

**Infond Družbeno odgovorni**

**Infond Evropa**

**Infond Globalni defenzivni**

**Infond Globalni delniški**

**Infond Globalni fleksibilni**

**Infond Globalni uravnoteženi**

**Infond Kitajska**

**Infond Kratkoročne obveznice - EUR**

**Infond Megatrendi**

**Infond Naložbeni cilj 2040**

**Infond Obvezniški - EUR**

**Infond Razviti trgi**

**Infond Select**

**Infond Surovine in energija**

**Infond Tehnologija**

**Infond Trgi v razvoju**

**Infond ZDA**

**Infond Zdravstvo**

PERFORMANCE - 1 YR

**+5,80%**

PERFORMANCE - 3 YR

**+12,86%**

PERFORMANCE - 5 YR

**+20,62%**

Infond Umbrella Fund

# Infond Dividendni, developed market equity subfund

## Investment policy

Infond Dividendni, the global equity subfund of the Infond Umbrella Fund, has no sectoral limitation. Investments are selected systematically between companies that steadily increase dividends.

## Suitable for

The fund is suitable for investors who are willing to assume higher risk and invest over the long term.

## Fund overview as at 29.2.2024

ISIN	SI0021401342
Net asset value (NAV)	€11,66
Total Net Assets (EUR)	9.046.212 €
Initial charge	max. 3 %
Redemption fee	0%
Management fee	2,25%
Inception date	11.12.2010

## The summary risk indicator



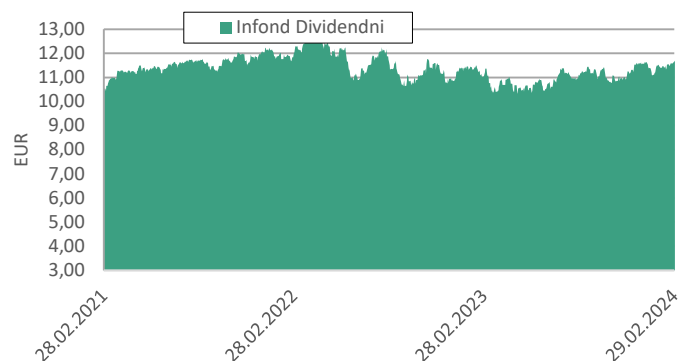
The risk indicator is based on the assumption that investor holds the fund for at least 5 years.

The summary risk indicator is a guide to the level of risk of this product compared to other products. It shows how likely it is that the product will lose money because of movements in the markets or because we are not able to pay you.

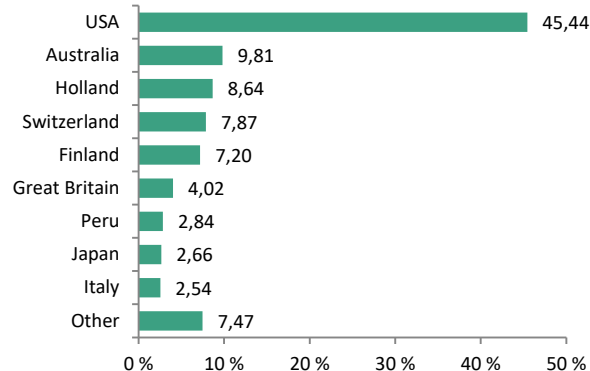
We have classified the fund as 4 out of 7, which is a medium risk class. The summary risk indicator is based on an estimate of the magnitude of fluctuations in the value of the asset unit. Depending on the fund's operations in the future, the summary risk indicator may change. The lowest category does not mean a risk-free investment. The Fund does not use any protection for future market performance, so you may lose all or part of your investment.

TOP 10 Holdings as at 29.2.2024	ISIN	%
STELLANTIS	NL00150001Q9	3,31
PARTNERS GROUP	CH0024608827	3,24
SYNCHRONY FINANCIAL	US8716581035	2,95
BEST BUY	US0865161014	2,90
SOUTHERN COPPER CORPORATION	US84265V1052	2,84
TEXAS INSTRUMENTS	US8825081040	2,82
PILBARA MINERALS	AU000000PLS0	2,78
BE SEMICONDUCTOR	NL0012866412	2,77
PHILLIPS 66	US7185461040	2,76
PACCAR	US6937181088	2,72

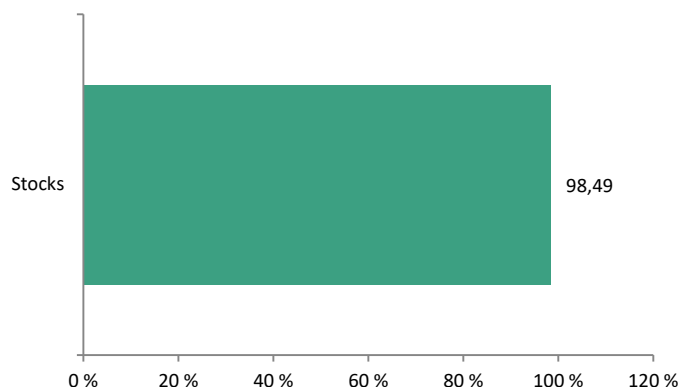
## Fund performance



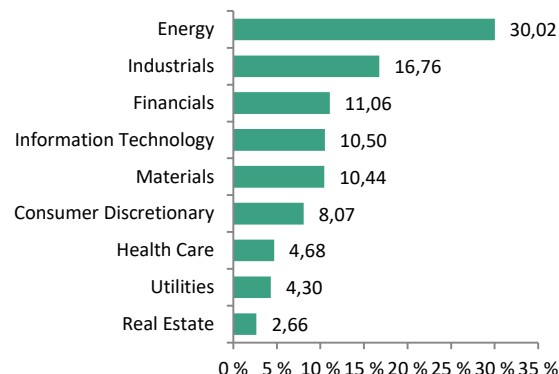
## Geographic allocation



## Asset allocation



## Sector allocation



SAVA INFOND, DRUŽBA ZA UPRAVLJANJE, D.O.O.

Ulica Eve Lovše 7, SI-2000 Maribor

Tel: +386 2 229 74 40, Fax: +386 2 229 74 89, E: info@infond.si

PERFORMANCE - 1 YR

**+14,66%**

PERFORMANCE - 3 YR

**+24,05%**

PERFORMANCE - 5 YR

**+76,84%**

Infond Umbrella Fund

# Infond Družbeno odgovorni, developed markets eq. subfund

## Investment policy

Infond Družbeno odgovorni, the equity subfund of the Umbrella Fund, is a SFDR Article 8 complied equity fund that invests in companies located in developed markets.

## Suitable for

The fund is suitable for investors who are willing to assume higher risk and invest over the long term.

## TOP 10 Holdings as at 29.2.2024

	ISIN	%
LAM RESEARCH	US5128071082	3,69
MICROSOFT	US5949181045	2,93
BOOKING HOLDINGS	US0985711089	2,86
ELEVANCE HEALTH	US0367521038	2,66
FERGUSON	JE00BJVNSS43	2,66
LINDE	IE000S9YS762	2,65
STANTEC	CA85472N1096	2,62
ASML HOLDING	NL0010273215	2,59
ABB	CH0012221716	2,55
CADENCE DESIGN SYSTEMS	US1273871087	2,51

## Fund overview as at 29.2.2024

ISIN	SI0021400880
Net asset value (NAV)	€57,21
Total Net Assets (EUR)	23.491.717 €
Initial charge	max. 3 %
Redemption fee	0%
Management fee	2,25%
Inception date	21.04.2005

## The summary risk indicator

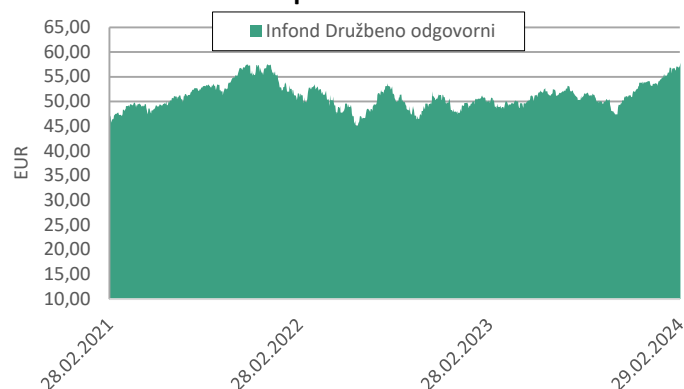


The risk indicator is based on the assumption that investor holds the fund for at least 5 years.

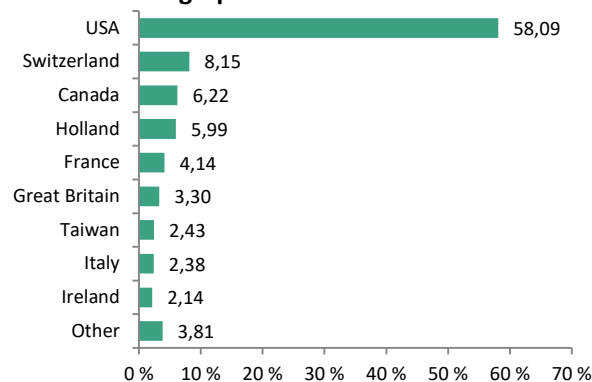
The summary risk indicator is a guide to the level of risk of this product compared to other products. It shows how likely it is that the product will lose money because of movements in the markets or because we are not able to pay you.

We have classified the fund as 4 out of 7, which is a medium risk class. The summary risk indicator is based on an estimate of the magnitude of fluctuations in the value of the asset unit. Depending on the fund's operations in the future, the summary risk indicator may change. The lowest category does not mean a risk-free investment. The Fund does not use any protection for future market performance, so you may lose all or part of your investment.

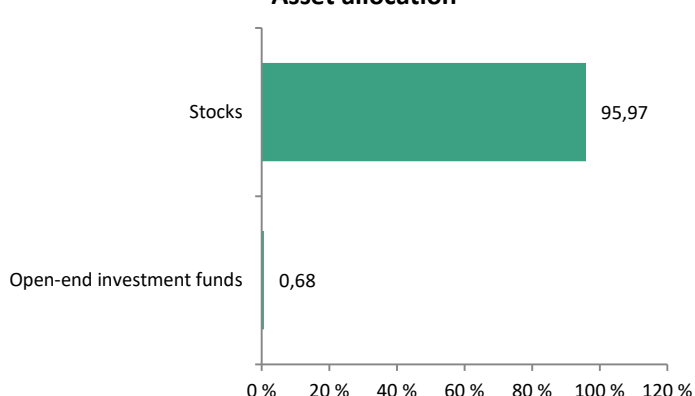
## Fund performance



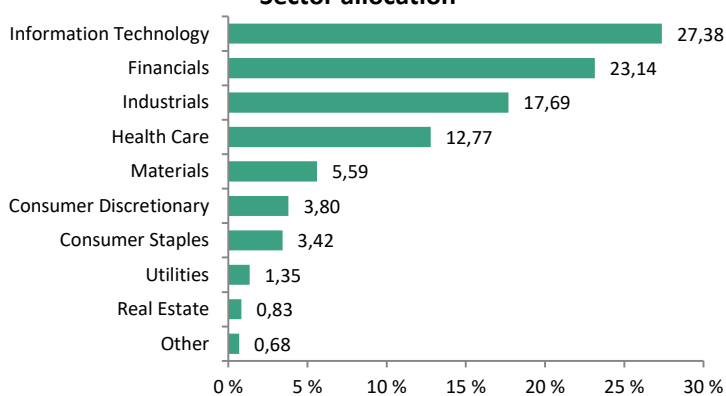
## Geographic allocation



## Asset allocation



## Sector allocation



SAVA INFOND, DRUŽBA ZA UPRAVLJANJE, D.O.O.

Ulica Eve Lovše 7, SI-2000 Maribor

Tel: +386 2 229 74 40, Fax: +386 2 229 74 89, E: info@infond.si

PERFORMANCE - 1 YR

**+10,76%**

PERFORMANCE - 3 YR

**+26,00%**

PERFORMANCE - 5 YR

**+42,71%**

Infond Umbrella Fund

# Infond Evropa, equity subfund

## Investment policy

Infond Evropa, equity subfund, investment objective is long-term performance, which it aims to achieve by investing in high-quality European stocks with sound fundamentals. Fund has no sectoral limitation.

## Suitable for

The fund is suitable for investors who are willing to assume higher risk and invest over the long term.

## Fund overview as at 29.2.2024

ISIN	SI0021400492
Net asset value (NAV)	€6,73
Total Net Assets (EUR)	10.423.320 €
Initial charge	max. 3 %
Redemption fee	0%
Management fee	2,25%
Inception date	15.11.2004

## The summary risk indicator



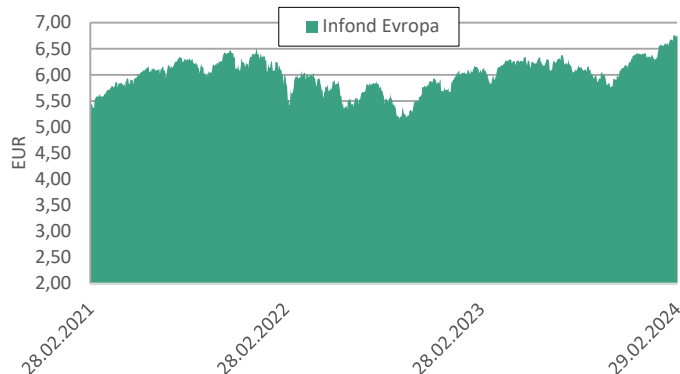
The risk indicator is based on the assumption that investor holds the fund for at least 5 years.

The summary risk indicator is a guide to the level of risk of this product compared to other products. It shows how likely it is that the product will lose money because of movements in the markets or because we are not able to pay you.

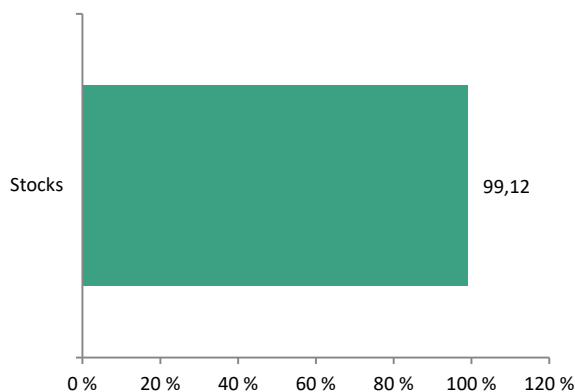
We have classified the fund as 4 out of 7, which is a medium risk class. The summary risk indicator is based on an estimate of the magnitude of fluctuations in the value of the asset unit. Depending on the fund's operations in the future, the summary risk indicator may change. The lowest category does not mean a risk-free investment. The Fund does not use any protection for future market performance, so you may lose all or part of your investment.

TOP 10 Holdings as at 29.2.2024	ISIN	%
ASML HOLDING	NL0010273215	8,52
NOVO NORDISK	DK0062498333	5,70
L'OREAL	FR0000120321	5,21
LVMH MOETHEPNESSY LOUIS VUITTON	FR0000121014	5,01
NOVARTIS	CH0012005267	4,11
SANOFI	FR0000120578	3,88
DIAGEO	GB0002374006	3,75
ABB	CH0012221716	3,40
SCHNEIDER ELECTRIC	FR0000121972	3,02
AIRBUS	NL0000235190	2,93

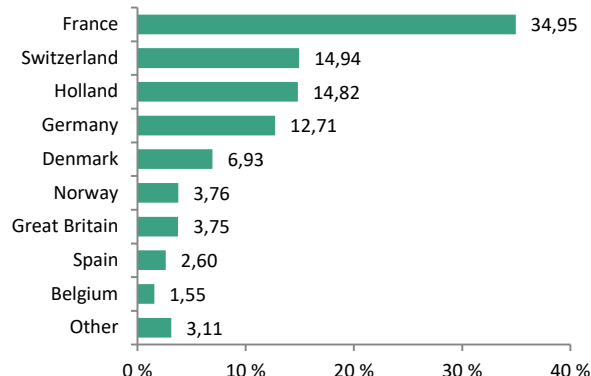
## Fund performance



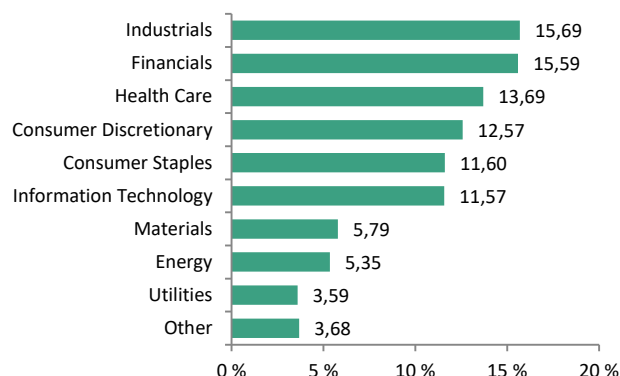
## Asset allocation



## Geographic allocation



## Sector allocation



SAVA INFOND, DRUŽBA ZA UPRAVLJANJE, D.O.O.

Ulica Eve Lovše 7, SI-2000 Maribor

Tel: +386 2 229 74 40, Fax: +386 2 229 74 89, E: info@infond.si

PERFORMANCE - 1 YR

**+8,27%**

PERFORMANCE - 3 YR

**-0,65%**

PERFORMANCE - 5 YR

**+7,34%**

Infond Umbrella Fund

# Infond Globalni defenzivni, mixed subfund

## Investment policy

Infond Globalni defenzivni, the global mix defensive subfund, invests a maximum of 35% of its net assets in equities with neither geographical or sectoral limitation. It invests mainly in bonds, money market instruments, deposits and target funds.

## Suitable for

The fund is suitable for investors who are willing to assume modest risk and invest over the long term.

## Fund overview as at 29.2.2024

ISIN	SI0021400476
Net asset value (NAV)	€40,15
Total Net Assets (EUR)	30.631.715 €
Initial charge	max. 3 %
Redemption fee	0%
Management fee	1,65%
Inception date	01.07.1995

## The summary risk indicator

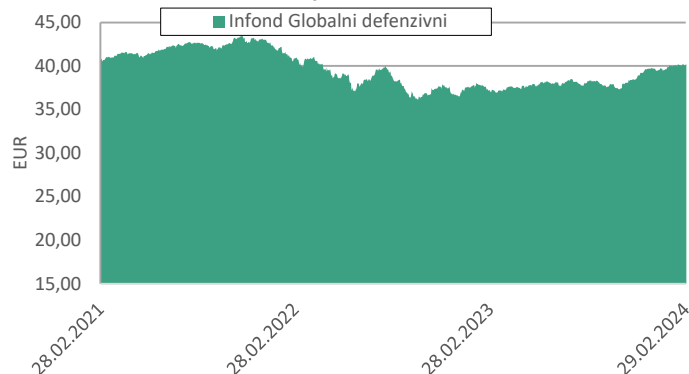


The risk indicator is based on the assumption that investor holds the fund for at least 3 years. The summary risk indicator is a guide to the level of risk of this product compared to other products. It shows how likely it is that the product will lose money because of movements in the markets or because we are not able to pay you.

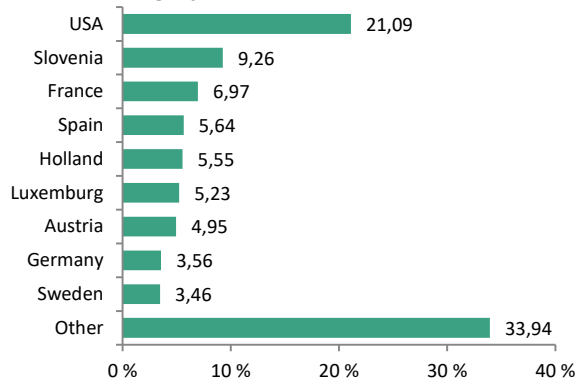
We have classified the fund as 3 out of 7, which is a medium-low risk class. The summary risk indicator is based on an estimate of the magnitude of fluctuations in the value of the asset unit. Depending on the fund's operations in the future, the summary risk indicator may change. The lowest category does not mean a risk-free investment. The Fund does not use any protection for future market performance, so you may lose all or part of your investment.

TOP 10 Holdings as at 29.2.2024	ISIN	%
SIJ - SIJ8	SI0032104489	3,49
REPUBLIC OF SERBIA - SERBIA 1.5	XS2015296465	2,36
GRIFOLS - GRFSM 1.625	XS2076836555	2,22
REPUBLIKA SLOVENIJA - SLOREP 1.5	SI0002103487	2,21
WELLS FARGO - WFC 1.375	XS1400169931	2,16
ERSTE BANK - ERSTBK 0.875	AT0000A2GH08	2,12
REPUBLIC OF HUNGARY - REPHUN 1.125	XS2161992198	2,02
SANTANDER - SANTAN 1.125	XS1751004232	1,92
REPUBLIC OF BULGARIA - BGARIA 2.625	XS1208855889	1,81
EFSF	EU000A1G0AT6	1,73

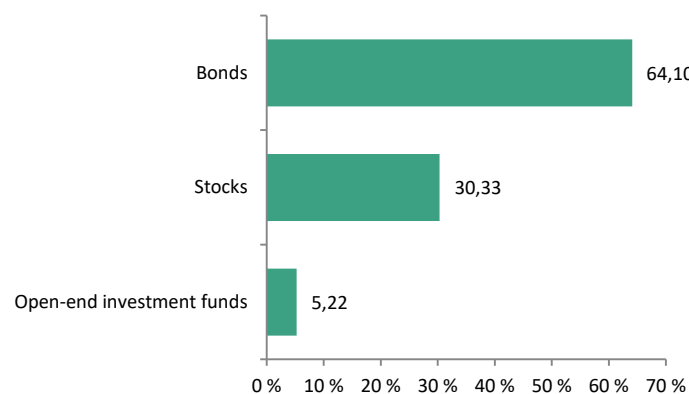
## Fund performance



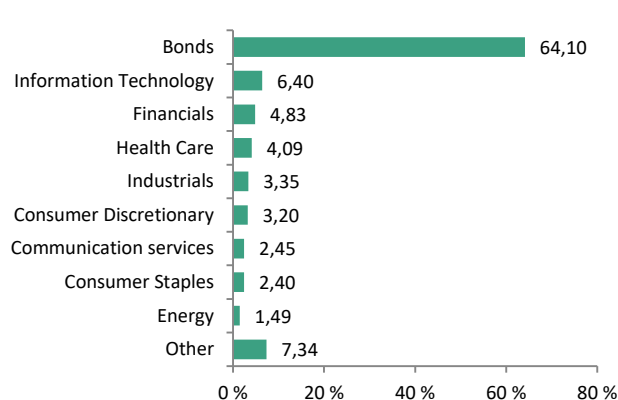
## Geographic allocation



## Asset allocation



## Sector allocation



SAVA INFOND, DRUŽBA ZA UPRAVLJANJE, D.O.O.

Ulica Eve Lovše 7, SI-2000 Maribor

Tel: +386 2 229 74 40, Fax: +386 2 229 74 89, E: info@infond.si

PERFORMANCE - 1 YR

**+14,24%**

PERFORMANCE - 3 YR

**+17,42%**

PERFORMANCE - 5 YR

**+49,30%**

Infond Umbrella Fund

# Infond Globalni delniški, equity subfund

## Investment policy

Infond Globalni delniški is a global equity subfund, that invests in equities issued by companies worldwide with no sectoral limitation. At least 20 % of its assets is invested in developing countries.

## Suitable for

The fund is suitable for investors who are willing to assume higher risk and invest over the long term.

## Fund overview as at 29.2.2024

ISIN	SI0021401136
Net asset value (NAV)	€9,70
Total Net Assets (EUR)	68.757.304 €
Initial charge	max. 3 %
Redemption fee	0%
Management fee	2,25%
Inception date	10.10.2008

## The summary risk indicator

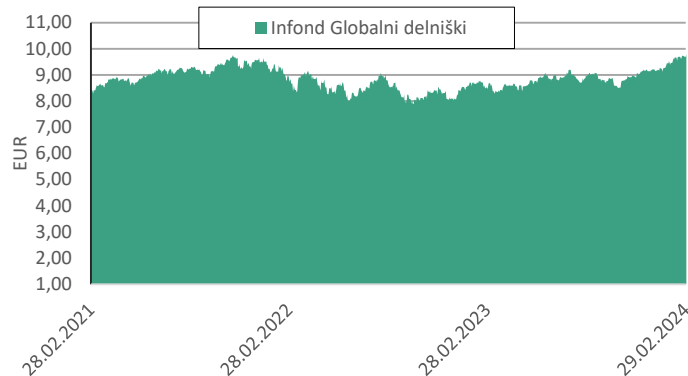


The risk indicator is based on the assumption that investor holds the fund for at least 5 years. The summary risk indicator is a guide to the level of risk of this product compared to other products. It shows how likely it is that the product will lose money because of movements in the markets or because we are not able to pay you.

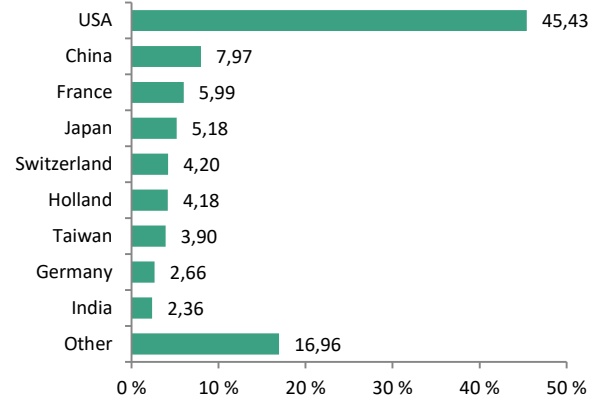
We have classified the fund as 4 out of 7, which is a medium risk class. The summary risk indicator is based on an estimate of the magnitude of fluctuations in the value of the asset unit. Depending on the fund's operations in the future, the summary risk indicator may change. The lowest category does not mean a risk-free investment. The Fund does not use any protection for future market performance, so you may lose all or part of your investment.

TOP 10 Holdings as at 29.2.2024	ISIN	%
MICROSOFT	US5949181045	3,89
APPLE	US0378331005	3,64
TAIWAN SEMICONDUCTOR	US8740391003	3,46
ALIBABA GROUP HOLDING	KYG017191142	2,38
ISHARES MSCI JAPAN	US46434G8226	2,21
AMAZON	US0231351067	2,18
SAMSUNG	US7960508882	2,01
ALPHABET	US02079K3059	1,86
SALESFORCE.COM	US79466L3024	1,78
ELEVANCE HEALTH	US0367521038	1,55

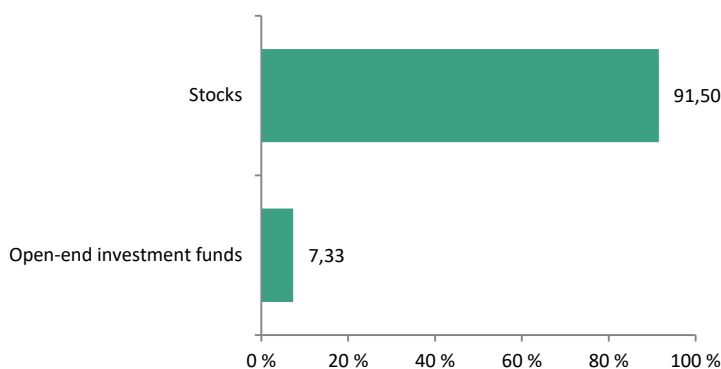
## Fund performance



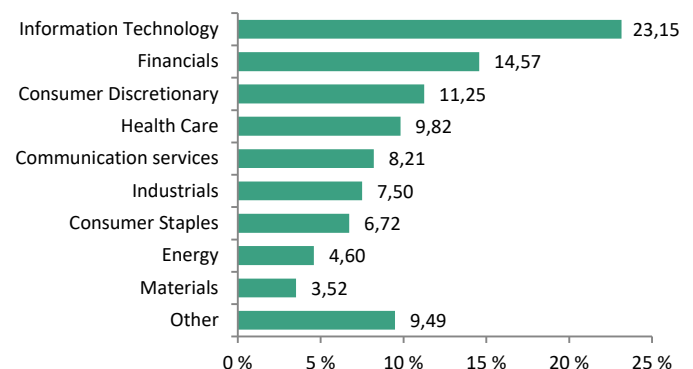
## Geographic allocation



## Asset allocation



## Sector allocation



SAVA INFOND, DRUŽBA ZA UPRAVLJANJE, D.O.O.

Ulica Eve Lovše 7, SI-2000 Maribor

Tel: +386 2 229 74 40, Fax: +386 2 229 74 89, E: info@infond.si

PERFORMANCE - 1 YR

**+13,55%**

PERFORMANCE - 3 YR

**+17,15%**

PERFORMANCE - 5 YR

**+34,35%**

Infond Umbrella Fund

# Infond Globalni fleksibilni, mixed flexible subfund

## Investment policy

Infond Globalni fleksibilni is global mix flexible subfund of Infond Umbrella Funds. It invests in equities and bonds with neither geographical nor sectoral limitation.

## Suitable for

Infond Globalni fleksibilni is geared toward investors who are looking for a mixture of safety, income and capital appreciation. The recommended duration of an investment is at least five years.

## TOP 10 Holdings as at 29.2.2024

	ISIN	%
DEUTCHLAND - DBR 0 05/15/36	DE0001102549	3,45
EFSF	EU000A1G0AT6	2,93
FRANCE - FRTR 4.5	FR0010773192	2,91
ASML HOLDING	NL0010273215	2,89
MICROSOFT	US5949181045	2,89
KINGDOM OF THE NETHERLANDS - NETHER 0	NL0015000B11	2,82
NVIDIA	US67066G1040	2,36
APPLE	US0378331005	2,31
EU - EU 0.1	EU000A283867	2,27
ALPHABET	US02079K3059	2,12

## Fund overview as at 29.2.2024

ISIN	SI0021401128
Net asset value (NAV)	€13,70
Total Net Assets (EUR)	21.705.040 €
Initial charge	max. 3 %
Redemption fee	0%
Management fee	2,00%
Inception date	26.09.2008

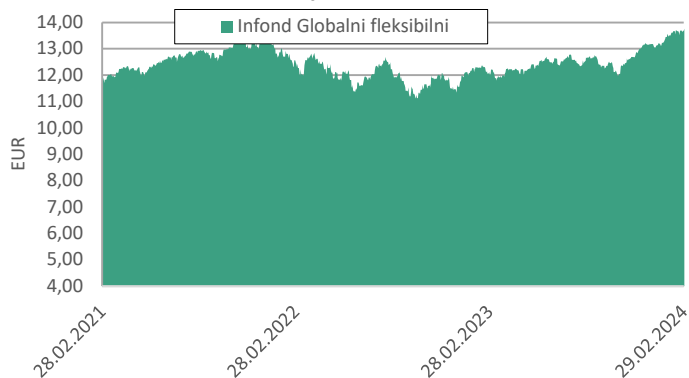
## The summary risk indicator



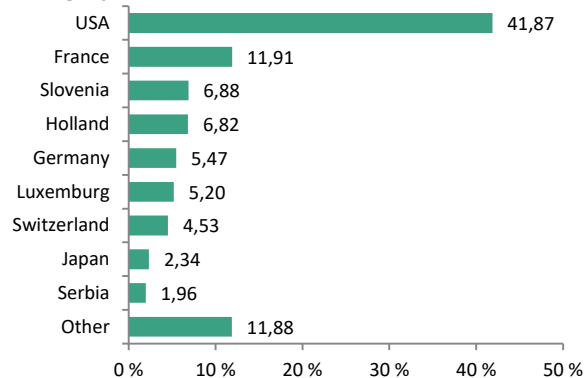
The risk indicator is based on the assumption that investor holds the fund for at least 5 years. The summary risk indicator is a guide to the level of risk of this product compared to other products. It shows how likely it is that the product will lose money because of movements in the markets or because we are not able to pay you.

We have classified the fund as 4 out of 7, which is a medium risk class. The summary risk indicator is based on an estimate of the magnitude of fluctuations in the value of the asset unit. Depending on the fund's operations in the future, the summary risk indicator may change. The lowest category does not mean a risk-free investment. The Fund does not use any protection for future market performance, so you may lose all or part of your investment.

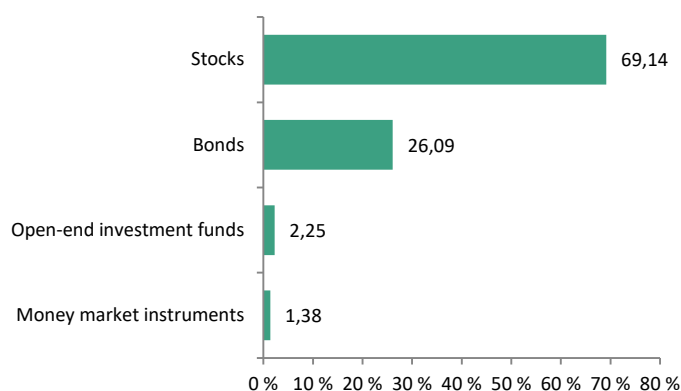
## Fund performance



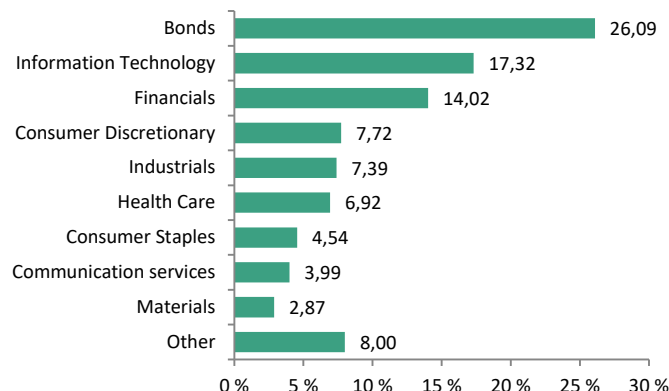
## Geographic allocation



## Asset allocation



## Sector allocation



SAVA INFOND, DRUŽBA ZA UPRAVLJANJE, D.O.O.

Ulica Eve Lovše 7, SI-2000 Maribor

Tel: +386 2 229 74 40, Fax: +386 2 229 74 89, E: info@infond.si



PERFORMANCE - 1 YR

**+14,14%**

PERFORMANCE - 3 YR

**+11,88%**

PERFORMANCE - 5 YR

**+30,51%**

Infond Umbrella Fund

# Infond Globalni uravnoveženi, mixed subfund

## Investment policy

Infond Globalni uravnoveženi is the global balanced mixed subfund of the Infond Umbrella Fund. It invests between 35% and 65% of assets in shares and unites of equity target funds without regional or sectoral limitation.

## Suitable for

As a mixed subfund, Infond Globalni uravnoveženi is geared toward investors who are looking for a mixture of safety, income and modest capital appreciation. The recommended duration of an investment is at least five years.

## TOP 10 Holdings as at 29.2.2024

	ISIN	%
KINGDOM OF THE NETHERLANDS - NETHER 0	NL0015000B11	3,43
DEUTCHLAND - DBR 0 05/15/36	DE0001102549	3,41
FRANCE - FRTR 4.5	FR0010773192	3,08
MICROSOFT	US5949181045	2,86
EFSF	EU000A1G0AT6	2,80
EIB - EIB 0.25	XS2189259018	2,68
EU - EU 0.1	EU000A283867	2,50
REPUBLIC OF SERBIA - SERBIA 1.5	XS2015296465	2,33
APPLE	US0378331005	2,07
JPMORGAN CHASE	US46625H1005	1,87

## Fund overview as at 29.2.2024

ISIN	SI0021400161
Net asset value (NAV)	€90,62
Total Net Assets (EUR)	78.862.749 €
Initial charge	max. 3 %
Redemption fee	0%
Management fee	2,00%
Inception date	01.03.1994

## The summary risk indicator

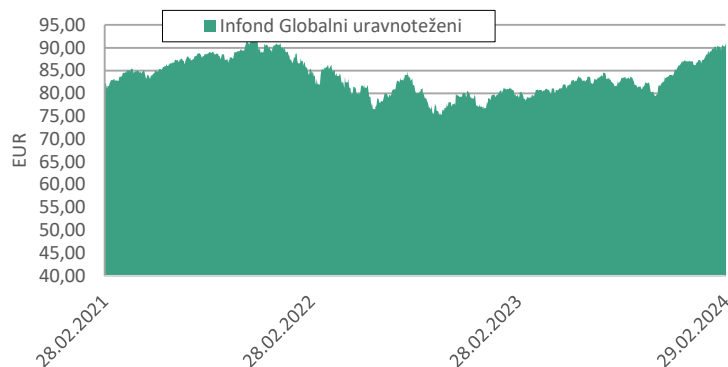


The risk indicator is based on the assumption that investor holds the fund for at least 5 years.

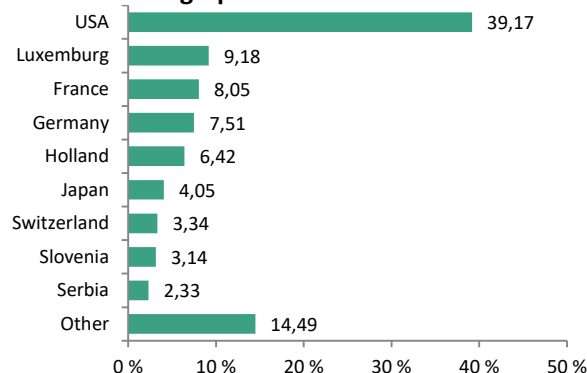
The summary risk indicator is a guide to the level of risk of this product compared to other products. It shows how likely it is that the product will lose money because of movements in the markets or because we are not able to pay you.

We have classified the fund as 3 out of 7, which is a medium-low risk class. The summary risk indicator is based on an estimate of the magnitude of fluctuations in the value of the asset unit. Depending on the fund's operations in the future, the summary risk indicator may change. The lowest category does not mean a risk-free investment. The Fund does not use any protection for future market performance, so you may lose all or part of your investment.

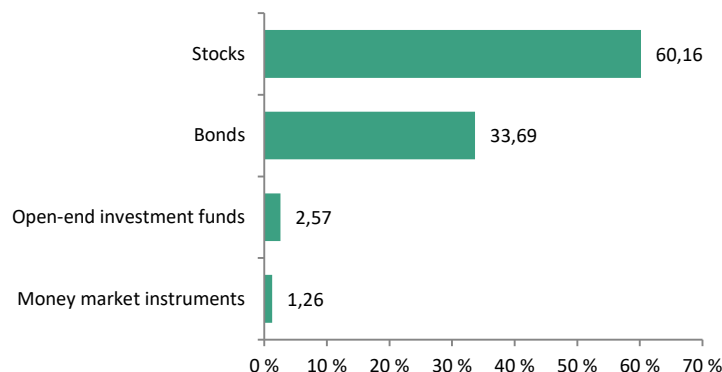
## Fund performance



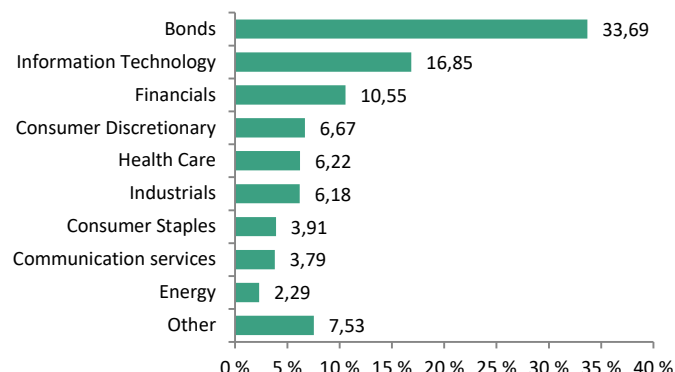
## Geographic allocation



## Asset allocation



## Sector allocation



SAVA INFOND, DRUŽBA ZA UPRAVLJANJE, D.O.O.

Ulica Eve Lovše 7, SI-2000 Maribor

Tel: +386 2 229 74 40, Fax: +386 2 229 74 89, E: info@infond.si



PERFORMANCE - 1 YR

**-21,56%**

PERFORMANCE - 3 YR

**-40,85%**

PERFORMANCE - 5 YR

**-35,73%**

Infond Umbrella Fund

# Infond Kitajska, equity subfund

## Investment policy

Infond Kitajska, equity subfund of Infond Umbrella Fund, invests a minimum of 80% of its net assets in equities issued by companies of the subregion wider China (China, Hong Kong and Taiwan).

## Suitable for

The fund is suitable for investors who are willing to assume higher risk and invest over the long term.


## TOP 10 Holdings as at 29.2.2024

	ISIN	%
ALIBABA GROUP HOLDING	KYG017191142	7,43
TENCENT HOLDINGS	KYG875721634	7,33
PDD HOLDINGS	US7223041028	6,51
BAIDU	KYG070341048	5,94
LI AUTO	KYG5479M1050	4,62
NETEASE	KYG6427A1022	4,24
BYD	CNE100000296	4,20
ANTA SPORTS	KYG040111059	3,88
INVESCO GOLDEN DRAGON CHINA	US46137V5710	3,68
AIA	HK0000069689	3,27

## Fund overview as at 29.2.2024

ISIN	SI0021401433
Net asset value (NAV)	€9,03
Total Net Assets (EUR)	2.988.211 €
Initial charge	max. 3 %
Redemption fee	0%
Management fee	2,25%
Inception date	16.07.2011

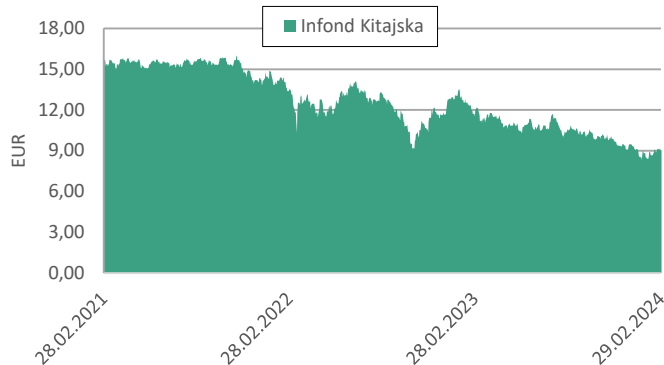
## The summary risk indicator



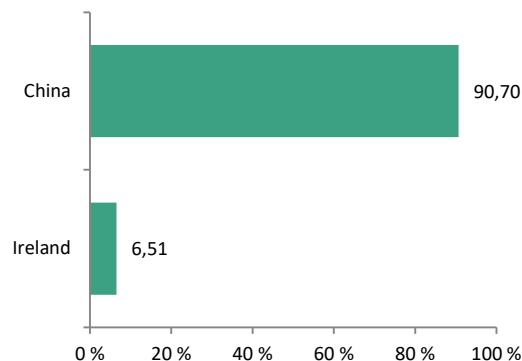
The risk indicator is based on the assumption that investor holds the fund for at least 5 years. The summary risk indicator is a guide to the level of risk of this product compared to other products. It shows how likely it is that the product will lose money because of movements in the markets or because we are not able to pay you.

We have classified the fund as 5 out of 7, which is a medium-high risk class. The summary risk indicator is based on an estimate of the magnitude of fluctuations in the value of the asset unit. Depending on the fund's operations in the future, the summary risk indicator may change. The lowest category does not mean a risk-free investment. The Fund does not use any protection for future market performance, so you may lose all or part of your investment.

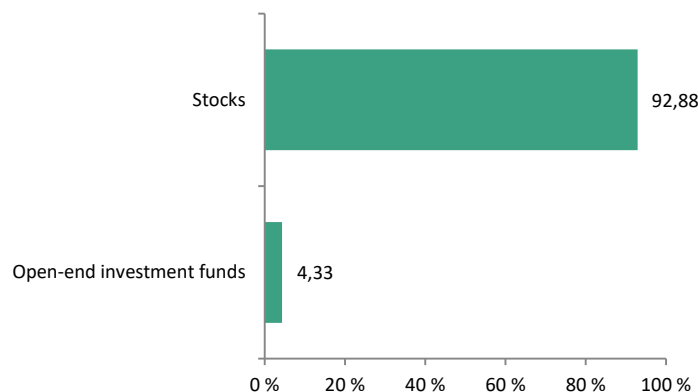
## Fund performance



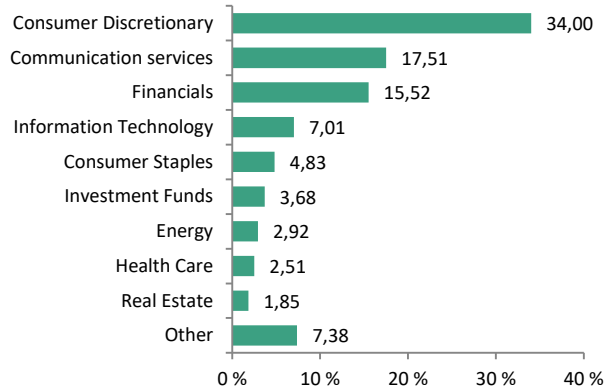
## Geographic allocation



## Asset allocation



## Sector allocation



SAVA INFOND, DRUŽBA ZA UPRAVLJANJE, D.O.O.

Ulica Eve Lovše 7, SI-2000 Maribor

Tel: +386 2 229 74 40, Fax: +386 2 229 74 89, E: info@infond.si

PERFORMANCE - 1 YR

**+3,18%**

PERFORMANCE - 3 YR

**-2,69%**

PERFORMANCE - 5 YR

**-2,43%**

Infond Umbrella Fund

**Infond Kratkoročne obveznice - EUR**, bond subfund**Investment policy**

Infond Kratkoročne obveznice - EUR invests a min. of 80% of its net assets in bonds, bond funds and debt securities with average modified duration of portfolio between 1 and 3 years.

**Suitable for**


Investors with low risk tolerance or risk averse investors. A typical investment in a shortterm bond fund is at least 1 year.

**TOP 10 Holdings as at 29.2.2024**

	ISIN	%
REPUBLIKA SLOVENIJA - SLOREP 5.125	SI0002103164	3,57
REPUBLIC OF ITALY - BTPS 5	IT0004513641	3,25
SANTANDER - SANTAN 1.125	XS1751004232	3,22
REPUBLIKA SLOVENIJA - SLOREP 4.625	SI0002102984	3,21
ELECTRICITE DE FRANCE - EDF 3.75	FR001400M9L7	3,00
ORSTED - ORSTED 2.25	XS2490471807	2,86
REPUBLIC OF LITHUANIA - LITHUN 0.95	XS1619567677	2,76
EU - EU 3.125	EU000A3K4EN5	2,68
REPUBLIC OF HUNGARY - REPHUN 1.125	XS2161992198	2,51
DEUTSCHLAND - DBR 0.5	DE0001102440	2,44

**Fund overview as at 29.2.2024**

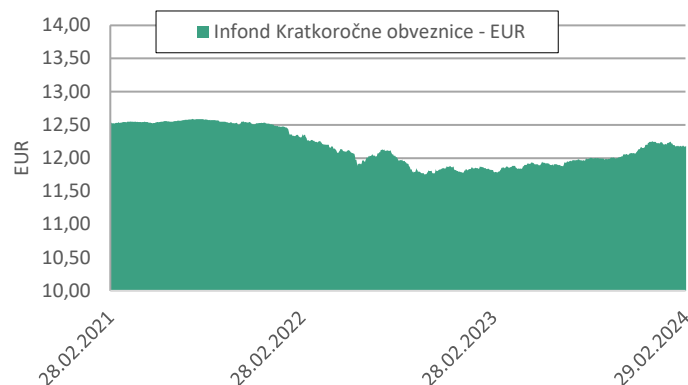
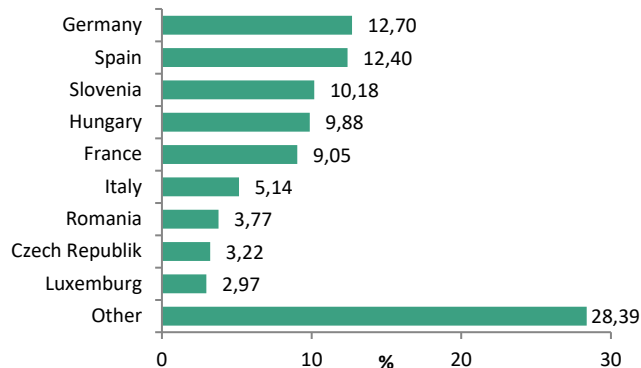
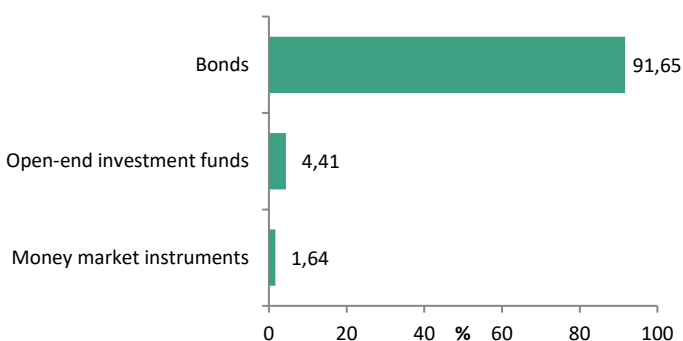
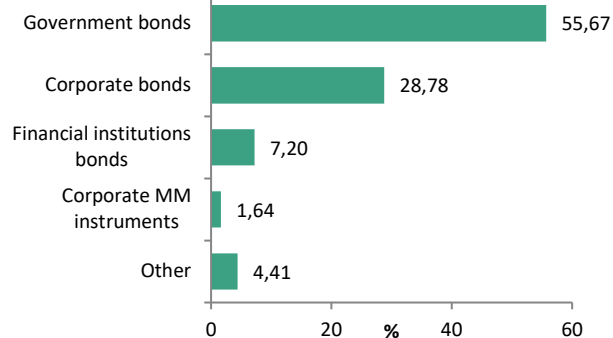
ISIN	SI0021401532
Net asset value (NAV)	€12,18
Total Net Assets (EUR)	30.388.086 €
Initial charge	max. 1,5 %
Redemption fee	0%
Management fee	0,40%
Inception date	16.10.2013

**The summary risk indicator**

The risk indicator is based on the assumption that investor holds the fund for at least 1 year.

The summary risk indicator is a guide to the level of risk of this product compared to other products. It shows how likely it is that the product will lose money because of movements in the markets or because we are not able to pay you.

We have classified the fund as 2 out of 7, which is a low risk class. The summary risk indicator is based on an estimate of the magnitude of fluctuations in the value of the asset unit. Depending on the fund's operations in the future, the summary risk indicator may change. The lowest category does not mean a risk-free investment. The Fund does not use any protection for future market performance, so you may lose all or part of your investment.

**Fund performance****Geographic allocation****Asset allocation****Sector allocation**

SAVA INFOND, DRUŽBA ZA UPRAVLJANJE, D.O.O.

Ulica Eve Lovše 7, SI-2000 Maribor

Tel: +386 2 229 74 40, Fax: +386 2 229 74 89, E: info@infond.si

PERFORMANCE - 1 YR

**+28,66%**

PERFORMANCE - 3 YR

**-12,21%**

PERFORMANCE - 5 YR

**+6,65%**

Infond Umbrella Fund

# Infond Megatrendi, equity subfund

## Investment policy

Infond Megatrendi, the equity subfund of the Infond Umbrella Fund, invests in shares of companies whose products and services are part of structural changes in society, the environment, technology and demography (megatrends).

## Suitable for

The fund is suitable for investors who are willing to assume higher risk and invest over the long term.


## TOP 10 Holdings as at 29.2.2024

	ISIN	%
PALANTIER TECHNOLOGIES	US69608A1088	6,10
PILBARA MINERALS	AU000000PLS0	5,30
ENOVIX	US2935941078	5,04
ALBEMARLE	US0126531013	4,61
MICROSTRATEGY	US5949724083	4,35
ASML HOLDING	NL0010273215	4,01
ENPHASE ENERGY	US29355A1079	3,86
ADYEN	NL0012969182	3,85
CROWDSTRIKE HOLDINGS	US22788C1053	3,65
SCHNEIDER ELECTRIC	FR0000121972	3,38

## Fund overview as at 29.2.2024

ISIN	SI0021401219
Net asset value (NAV)	€1,60
Total Net Assets (EUR)	3.037.539 €
Initial charge	max. 3 %
Redemption fee	0%
Management fee	2,25%
Inception date	20.06.2008

## The summary risk indicator

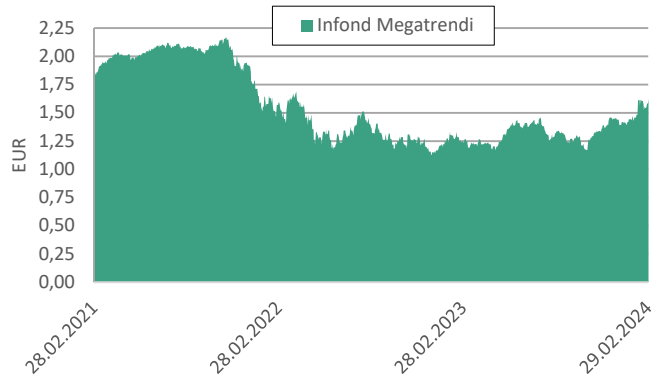


The risk indicator is based on the assumption that investor holds the fund for at least 5 years.

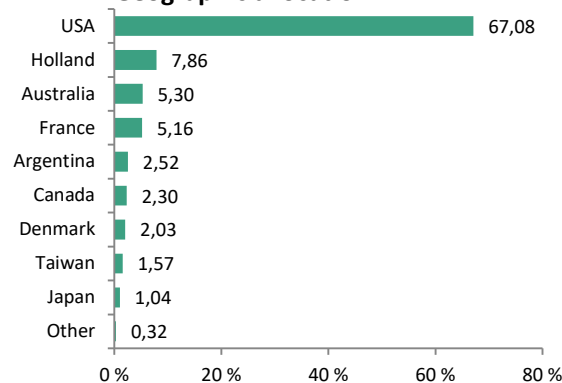
The summary risk indicator is a guide to the level of risk of this product compared to other products. It shows how likely it is that the product will lose money because of movements in the markets or because we are not able to pay you.

We have classified the fund as 5 out of 7, which is a medium-high risk class. The summary risk indicator is based on an estimate of the magnitude of fluctuations in the value of the asset unit. Depending on the fund's operations in the future, the summary risk indicator may change. The lowest category does not mean a risk-free investment. The Fund does not use any protection for future market performance, so you may lose all or part of your investment.

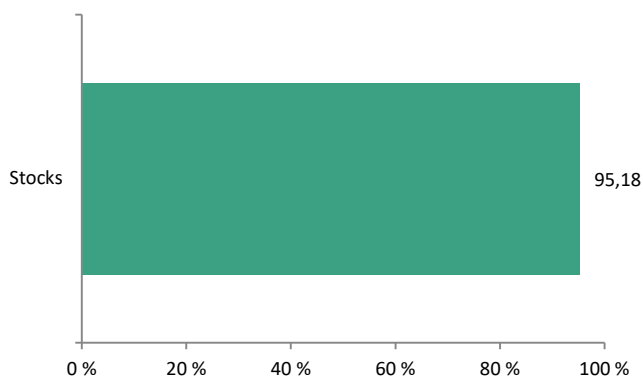
## Fund performance



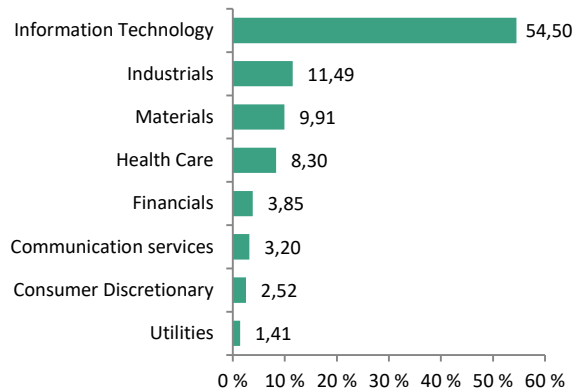
## Geographic allocation



## Asset allocation



## Sector allocation



SAVA INFOND, DRUŽBA ZA UPRAVLJANJE, D.O.O.

Ulica Eve Lovše 7, SI-2000 Maribor

Tel: +386 2 229 74 40, Fax: +386 2 229 74 89, E: info@infond.si

PERFORMANCE - 1 YR

**+14,01%**

PERFORMANCE - 3 YR

**+21,18%**

PERFORMANCE - 5 YR

**+48,84%**

Infond Umbrella Fund

# Infond Naložbeni cilj 2040, target date subfund

## Investment policy

A professionally managed, well-diversified investment portfolio in a single fund. Infond Naložbeni cilj 2040 allocates assets among equity, bond and money market instruments based on its investment strategy.

## Suitable for

Above all for investors with financial goal targeted around year 2040. On basis of its investment policy the subfund will gradually turn from predominantly equity to predominantly bond subfund as approaching year 2040.

## Fund overview as at 29.2.2024

ISIN	SI0021401672
Net asset value (NAV)	€15,27
Total Net Assets (EUR)	4.164.116 €
Initial charge	0%
Redemption fee	max. 3%
Management fee	descending from 1.75% to 0,50%
Inception date	09.01.2017

## The summary risk indicator



The risk indicator is based on the assumption that investor holds the fund for at least 3 years.

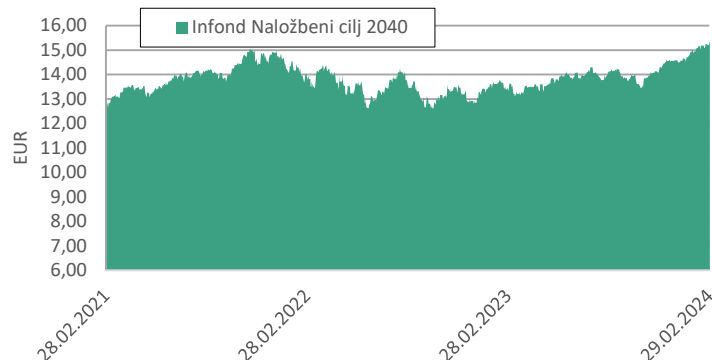
The summary risk indicator is a guide to the level of risk of this product compared to other products. It shows how likely it is that the product will lose money because of movements in the markets or because we are not able to pay you.

We have classified the fund as 4 out of 7, which is a medium risk class. The summary risk indicator is based on an estimate of the magnitude of fluctuations in the value of the asset unit. Depending on the fund's operations in the future, the summary risk indicator may change. The lowest category does not mean a risk-free investment. The Fund does not use any protection for future market performance, so you may lose all or part of your investment.

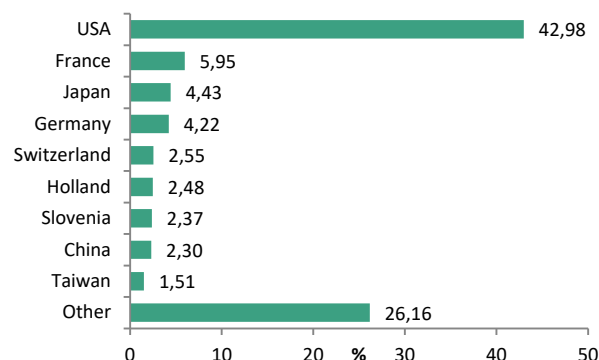
## TOP 10 Holdings as at 29.2.2024

	ISIN	%
ISHARES EURO AGGREGATE BOND	IE00B3DKXQ41	4,06
MICROSOFT	US5949181045	3,76
ISHARES CORE EURO GOVERNMENT BOND	IE00B4WXJJ64	3,74
SPDR BLOOMBERG BARCLAYS 1-3 EURO GOVERN	IE00B6YX5F63	2,80
APPLE	US0378331005	2,69
REPUBLIKA SLOVENIJA - DZ105	SI0002503496	2,37
SALESFORCE.COM	US79466L3024	1,99
AMAZON	US0231351067	1,80
ISHARES EURO CORPORATE BOND EX-FINANCIALS	IE00B4L5ZG21	1,79
APPLIED MATERIALS	US0382221051	1,59

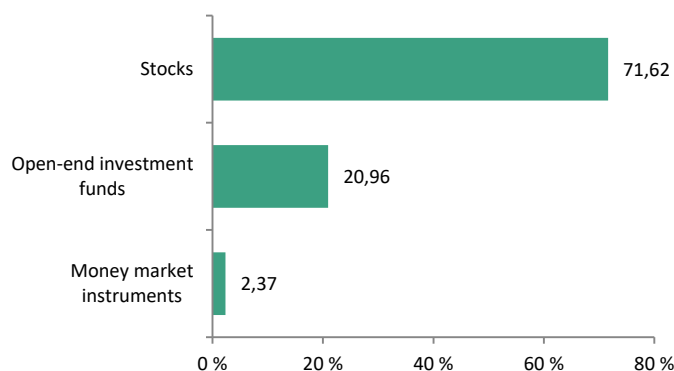
## Fund performance



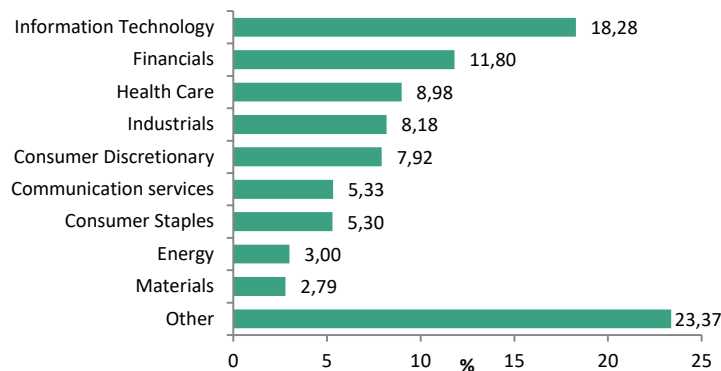
## Geographic allocation



## Asset Allocation



## Sector allocation



SAVA INFOND, DRUŽBA ZA UPRAVLJANJE, D.O.O.

Ulica Eve Lovše 7, SI-2000 Maribor

Tel: +386 2 229 74 40, Fax: +386 2 229 74 89, E: info@infond.si

PERFORMANCE - 1 YR

**+3,84%**

PERFORMANCE - 3 YR

**-14,93%**

PERFORMANCE - 5 YR

**-12,57%**

Infond Umbrella Fund

# Infond Obvezniški - EUR, bond subfund

## Investment policy

Infond Obvezniški - EUR, the bond subfund of Infond Umbrella Funds, invests a minimum of 80% of its net assets in bond funds and debt securities of issuers anywhere in the world, at least 70% are nominated in EURO.


## Suitable for

Investors with low risk tolerance or risk averse investors.

## Fund overview as at 29.2.2024

ISIN	SI0021401318
Net asset value (NAV)	€11,74
Total Net Assets (EUR)	9.212.464 €
Initial charge	max. 1,5 %
Redemption fee	0%
Management fee	1,10%
Inception date	14.08.2010

## The summary risk indicator



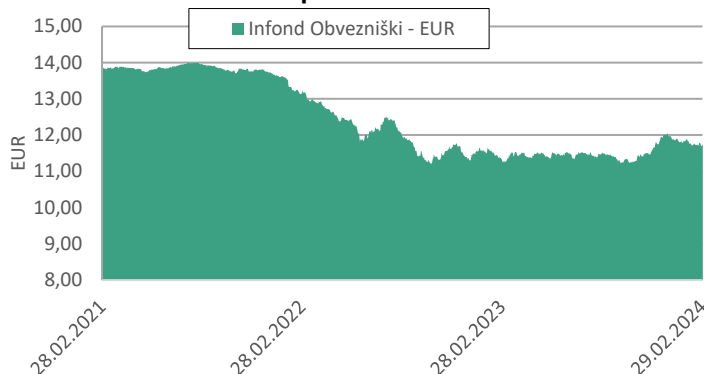
The risk indicator is based on the assumption that investor holds the fund for at least 3 years.

The summary risk indicator is a guide to the level of risk of this product compared to other products. It shows how likely it is that the product will lose money because of movements in the markets or because we are not able to pay you.

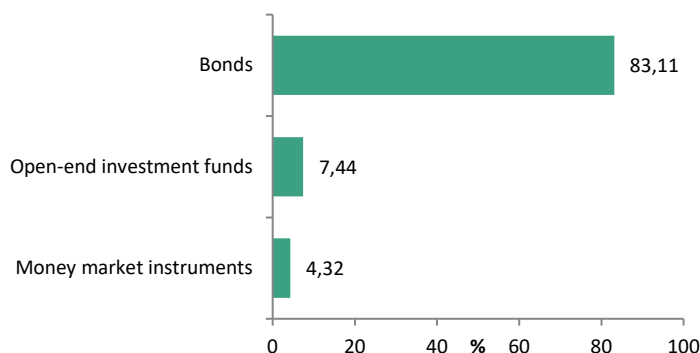
We have classified the fund as 2 out of 7, which is a low risk class. The summary risk indicator is based on an estimate of the magnitude of fluctuations in the value of the asset unit. Depending on the fund's operations in the future, the summary risk indicator may change. The lowest category does not mean a risk-free investment. The Fund does not use any protection for future market performance, so you may lose all or part of your investment.

TOP 10 Holdings as at 29.2.2024	ISIN	%
REPUBLIC OF AUSTRIA - RAGB 3.15	AT0000A33SK7	5,52
REPUBLIC OF FINLAND - RFGB 0.5	FI4000517677	5,50
FRANCE - FRTR 4.5	FR0010773192	5,26
EU - EU 0.1	EU000A283867	5,01
DEUTCHLAND - DBR 0 05/15/36	DE0001102549	4,83
EFSF	EU000A1G0AT6	4,61
KINGDOM OF THE NETHERLANDS - NETHER 0	NL0015000B11	4,43
GEN-I - GEN12	SI0032503326	4,32
REPUBLIKA SLOVENIJA - SLOREP 1.5	SI0002103487	3,68
BELGIUM KINGDOM - BGB 0.35	BE0000354630	3,56

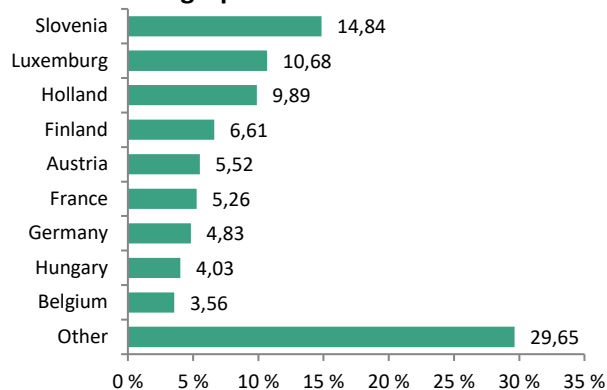
## Fund performance



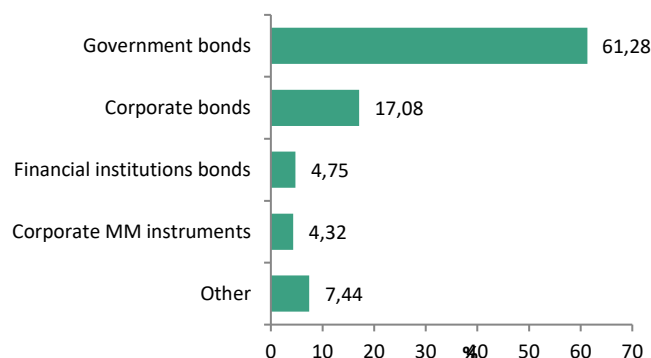
## Asset allocation



## Geographic allocation



## Sector allocation



SAVA INFOND, DRUŽBA ZA UPRAVLJANJE, D.O.O.

Ulica Eve Lovše 7, SI-2000 Maribor

Tel: +386 2 229 74 40, Fax: +386 2 229 74 89, E: info@infond.si

PERFORMANCE - 1 YR

**+17,76%**

PERFORMANCE - 3 YR

**+29,70%**

PERFORMANCE - 5 YR

**+59,98%**

Infond Umbrella Fund

# Infond Razviti trgi, developed markets equity subfund

## Investment policy

Infond Razviti trgi is an equity subfund of the Infond Umbrella Fund. It invests a minimum of 80% of its net assets in equities issued by companies anywhere in the developed world with no sectoral limitation.

## Suitable for

The fund is suitable for investors who are willing to assume higher risk and invest over the long term.

## Fund overview as at 29.2.2024

ISIN	SI0021400179
Net asset value (NAV)	€18,14
Total Net Assets (EUR)	102.697.106 €
Initial charge	max. 3 %
Redemption fee	0%
Management fee	2,25%
Inception date	01.09.2004

## The summary risk indicator



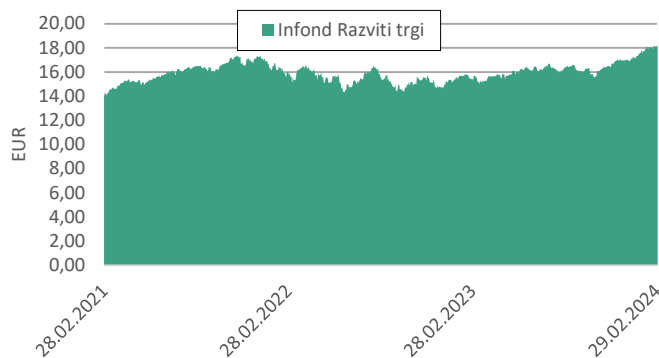
The risk indicator is based on the assumption that investor holds the fund for at least 5 years. The summary risk indicator is a guide to the level of risk of this product compared to other products. It shows how likely it is that the product will lose money because of movements in the markets or because we are not able to pay you.

We have classified the fund as 4 out of 7, which is a medium risk class. The summary risk indicator is based on an estimate of the magnitude of fluctuations in the value of the asset unit. Depending on the fund's operations in the future, the summary risk indicator may change. The lowest category does not mean a risk-free investment. The Fund does not use any protection for future market performance, so you may lose all or part of your investment.

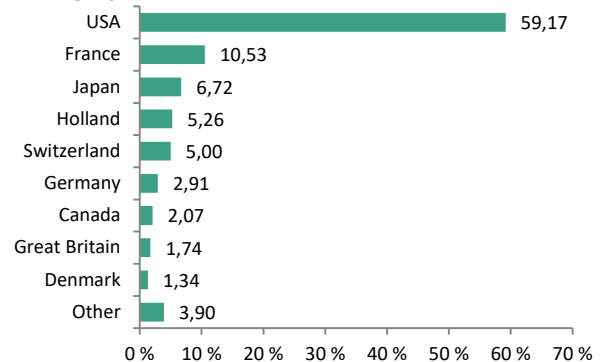
## TOP 10 Holdings as at 29.2.2024

	ISIN	%
MICROSOFT	US5949181045	4,84
APPLE	US0378331005	4,06
AMAZON	US0231351067	3,02
ALPHABET	US02079K3059	2,49
NVIDIA	US67066G1040	2,13
SALESFORCE.COM	US79466L3024	2,00
TOTAL ENERGIES	FR0000120271	1,95
ASML HOLDING	NL0010273215	1,95
META PLATFORMS	US30303M1027	1,76
ISHARES MSCI JAPAN	US46434G8226	1,74

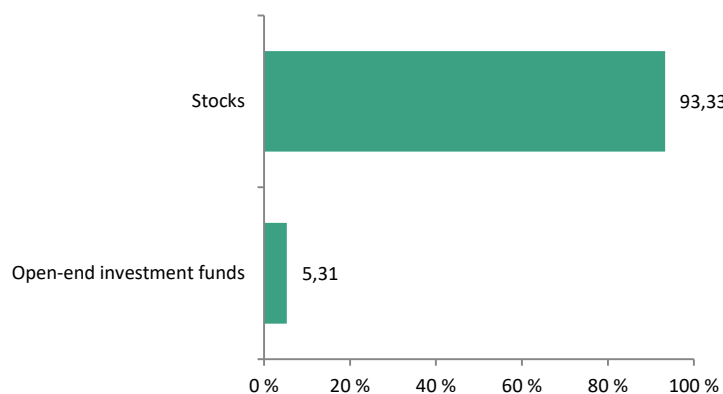
## Fund performance



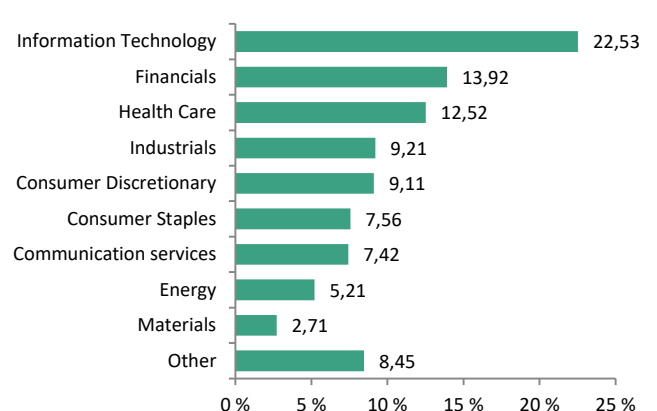
## Geographic allocation



## Asset allocation



## Sector allocation



SAVA INFOND, DRUŽBA ZA UPRAVLJANJE, D.O.O.

Ulica Eve Lovše 7, SI-2000 Maribor

Tel: +386 2 229 74 40, Fax: +386 2 229 74 89, E: info@infond.si

PERFORMANCE - 1 YR

**+27,44%**

PERFORMANCE - 3 YR

**+35,66%**

PERFORMANCE - 5 YR

**+86,87%**

Infond Umbrella Fund

# Infond Select, developed market equity subfund

## Investment policy

Infond Select is a global equity subfund of developed markets. The subfund has no sectoral limitation. Its assets are invested in a focused portfolio of between 25 and 40 high quality business that are potentially positioned for long-term growth.

## Suitable for

The fund is suitable for investors who are willing to assume higher risk and invest over the long term.

## Fund overview as at 29.2.2024

ISIN	SI0021400344
Net asset value (NAV)	€25,81
Total Net Assets (EUR)	22.188.799 €
Initial charge	max. 3 %
Redemption fee	0%
Management fee	2,25%
Inception date	01.08.2007

## The summary risk indicator



The risk indicator is based on the assumption that investor holds the fund for at least 5 years.

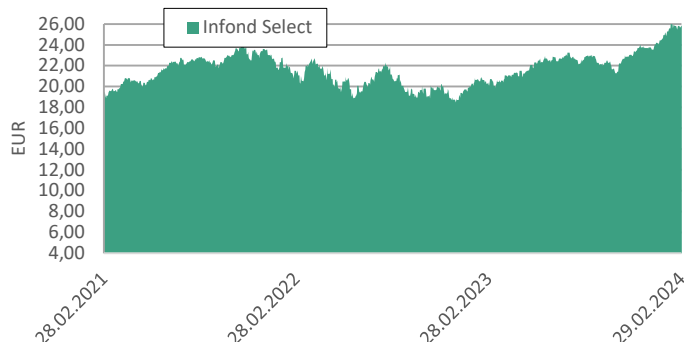
The summary risk indicator is a guide to the level of risk of this product compared to other products. It shows how likely it is that the product will lose money because of movements in the markets or because we are not able to pay you.

We have classified the fund as 4 out of 7, which is a medium risk class. The summary risk indicator is based on an estimate of the magnitude of fluctuations in the value of the asset unit. Depending on the fund's operations in the future, the summary risk indicator may change. The lowest category does not mean a risk-free investment. The Fund does not use any protection for future market performance, so you may lose all or part of your investment.

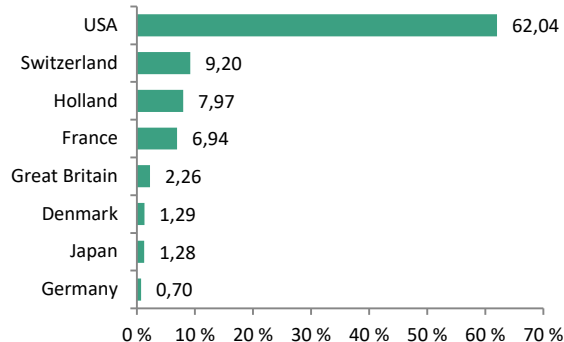
## TOP 10 Holdings as at 29.2.2024

	ISIN	%
BERKSHIRE HATHAWAY	US0846707026	7,58
MICROSOFT	US5949181045	3,96
BLACKROCK	US09247X1019	3,88
NESTLE	CH0038863350	3,82
UNILEVER	GB00B10RZP78	3,77
THE WALT DISNEY COMPANY	US2546871060	3,48
ALPHABET	US02079K3059	3,46
APPLE	US0378331005	3,01
STARBUCKS	US8552441094	2,96
SALESFORCE.COM	US79466L3024	2,96

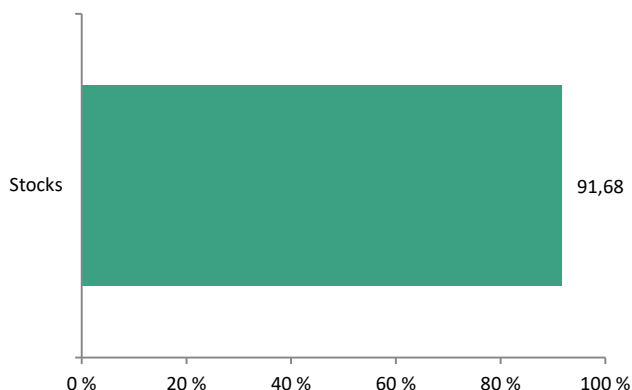
## Fund performance



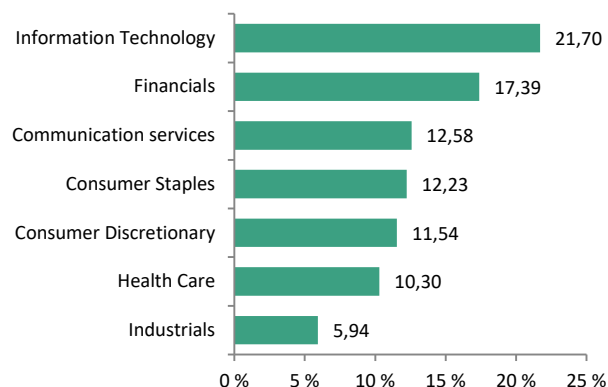
## Geographic allocation



## Asset allocation



## Sector allocation



SAVA INFOND, DRUŽBA ZA UPRAVLJANJE, D.O.O.

Ulica Eve Lovše 7, SI-2000 Maribor

Tel: +386 2 229 74 40, Fax: +386 2 229 74 89, E: info@infond.si



PERFORMANCE - 1 YR

**-1,63%**

PERFORMANCE - 3 YR

**+53,74%**

PERFORMANCE - 5 YR

**+22,36%**

Infond Umbrella Fund

# Infond Surovine in energija, equity subfund

## Investment policy

Infond Surovine in energija (Equity Subfund of Infond Umbrella Fund) invests primarily in common stocks and normally invests at least 80% of assets in securities of companies from sectors Energy and Materials, according to GICS classification.


## Suitable for

The fund is suitable for investors who are willing to assume higher risk and invest over the long term.

## Fund overview as at 29.2.2024

ISIN	SI0021400500
Net asset value (NAV)	€14,96
Total Net Assets (EUR)	9.394.851 €
Initial charge	max. 3 %
Redemption fee	0%
Management fee	2,25%
Inception date	03.10.2005

## The summary risk indicator



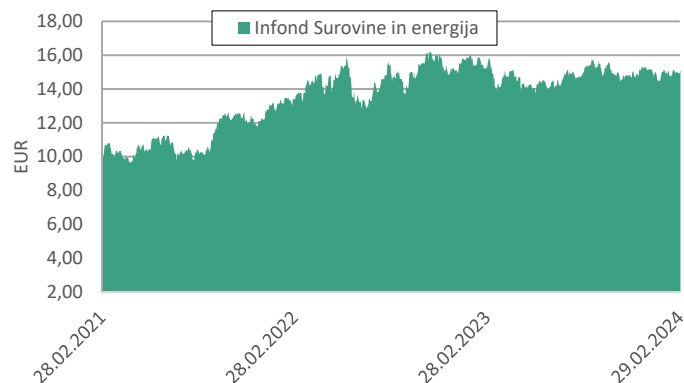
The risk indicator is based on the assumption that investor holds the fund for at least 5 years.

The summary risk indicator is a guide to the level of risk of this product compared to other products. It shows how likely it is that the product will lose money because of movements in the markets or because we are not able to pay you.

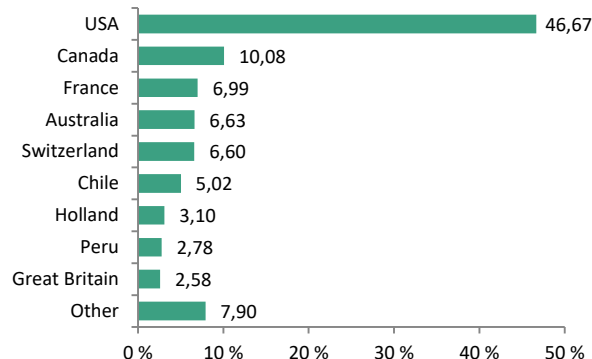
We have classified the fund as 6 out of 7, which is the second-highest risk class. The summary risk indicator is based on an estimate of the magnitude of fluctuations in the value of the asset unit. Depending on the fund's operations in the future, the summary risk indicator may change. The lowest category does not mean a risk-free investment. The Fund does not use any protection for future market performance, so you may lose all or part of your investment.

TOP 10 Holdings as at 29.2.2024	ISIN	%
EXXON MOBIL	US30231G1022	8,53
CHEVRON	US1667641005	5,23
CAMECO	CA13321L1085	4,98
ANTOFAGASTA	GB0000456144	4,29
LINDE	IE000S9YS762	3,97
IVANHOE MINES LTD	CA46579R1047	3,65
CONOCO PHILLIPS	US20825C1045	3,65
DIAMONDBACK ENERGY	US25278X1090	3,59
AIR LIQUIDE	FR0000120073	3,54
RIO TINTO	GB0007188757	3,53

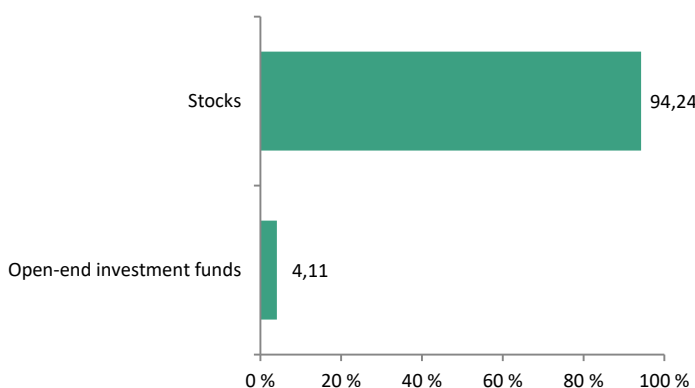
## Fund performance



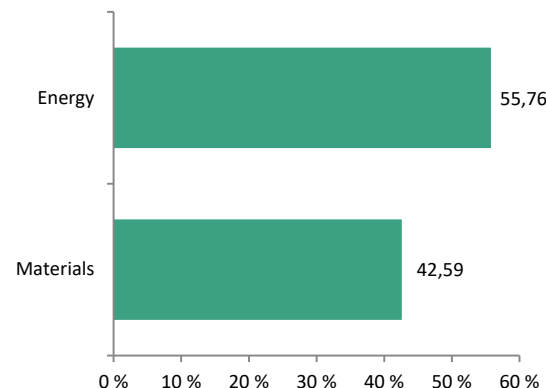
## Geographic allocation



## Asset allocation



## Sector allocation



SAVA INFOND, DRUŽBA ZA UPRAVLJANJE, D.O.O.

Ulica Eve Lovše 7, SI-2000 Maribor

Tel: +386 2 229 74 40, Fax: +386 2 229 74 89, E: info@infond.si

PERFORMANCE - 1 YR

**+55,91%**

PERFORMANCE - 3 YR

**+54,36%**

PERFORMANCE - 5 YR

**+168,57%**

Infond Umbrella Fund

# Infond Tehnologija, equity subfund

## Investment policy

Infond Tehnologija, the equity subfund of the Infond Umbrella Fund, invests primarily in equities of companies from IT and IT related companies without geographical limitation.

## Suitable for

The fund is suitable for investors who are willing to assume higher risk and invest over the long term.

## Fund overview as at 29.2.2024

ISIN	SI0021400914
Net asset value (NAV)	€127,06
Total Net Assets (EUR)	176.028.371 €
Initial charge	max. 3%
Redemption fee	0%
Management fee	2,25%
Inception date	01.10.2007

## The summary risk indicator



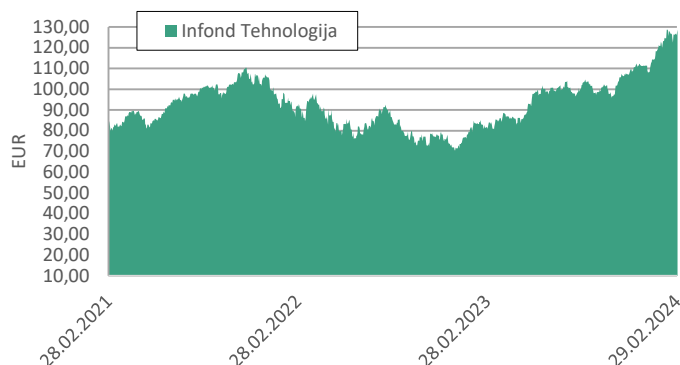
The risk indicator is based on the assumption that investor holds the fund for at least 5 years.

The summary risk indicator is a guide to the level of risk of this product compared to other products. It shows how likely it is that the product will lose money because of movements in the markets or because we are not able to pay you.

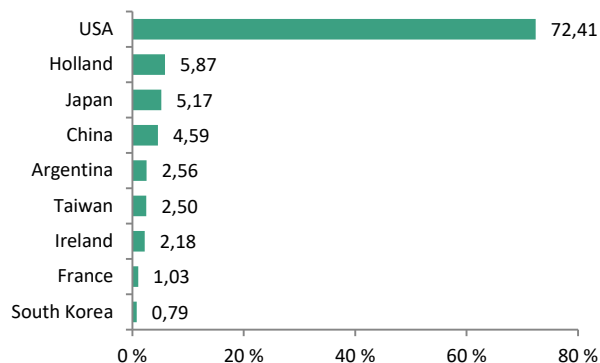
We have classified the fund as 5 out of 7, which is a medium-high risk class. The summary risk indicator is based on an estimate of the magnitude of fluctuations in the value of the asset unit. Depending on the fund's operations in the future, the summary risk indicator may change. The lowest category does not mean a risk-free investment. The Fund does not use any protection for future market performance, so you may lose all or part of your investment.

TOP 10 Holdings as at 29.2.2024	ISIN	%
NVIDIA	US67066G1040	8,88
MICROSOFT	US5949181045	8,40
SERVICENOW	US81762P1021	8,32
APPLE	US0378331005	6,27
SALESFORCE.COM	US79466L3024	5,51
META PLATFORMS	US30303M1027	4,55
ASML HOLDING	NL0010273215	4,54
PALO ALTO NETWORKS	US6974351057	4,24
AMAZON	US0231351067	4,23
ALPHABET	US02079K3059	3,67

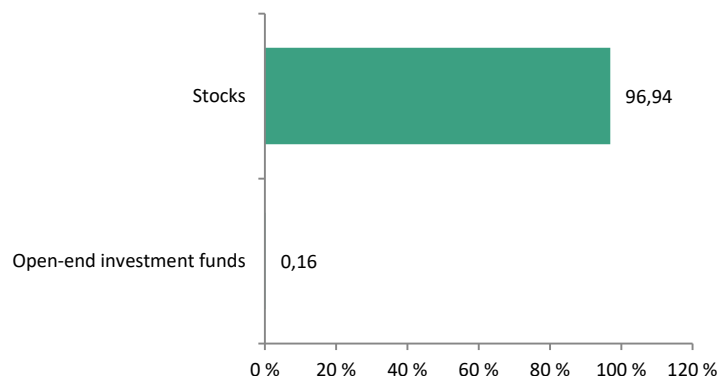
## Fund performance



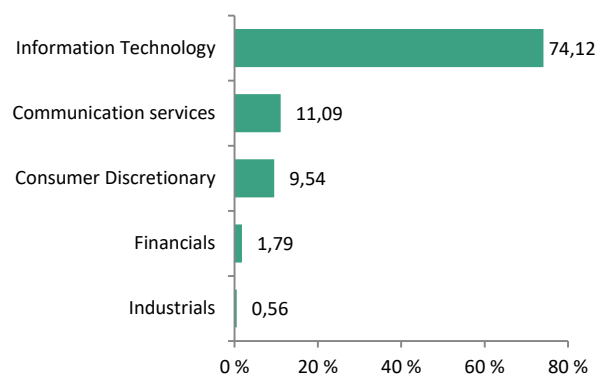
## Geographic allocation



## Asset allocation



## Sector allocation



SAVA INFOND, DRUŽBA ZA UPRAVLJANJE, D.O.O.

Ulica Eve Lovše 7, SI-2000 Maribor

Tel: +386 2 229 74 40, Fax: +386 2 229 74 89, E: info@infond.si

PERFORMANCE - 1 YR

**+6,81%**

PERFORMANCE - 3 YR

**-15,30%**

PERFORMANCE - 5 YR

**+3,86%**

Infond Umbrella Fund

# Infond Trgi v razvoju, equity subfund

## Investment policy

Infond Trgi v razvoju (Equity Subfund of Infond Umbrella Fund) invests primarily in equities of companies based in the Emerging markets, without sectoral limitation.

## Suitable for

The fund is suitable for investors who are willing to assume higher risk and invest over the long term.


## TOP 10 Holdings as at 29.2.2024

	ISIN	%
TAIWAN SEMICONDUCTOR	US8740391003	8,72
SAMSUNG	US7960508882	4,38
ISHARES MSCI TAIWAN	US46434G7723	4,11
MAKEMYTRIP	MU0295S00016	3,97
ISHARES MSCI SAUDI ARABIA	US46434V4234	3,55
TENCENT HOLDINGS	KYG875721634	3,19
LARSEN & TOUBRO	USY5217N1183	3,15
ICICI BANK	US45104G1040	3,14
STATE BANK OF INDIA	US8565522039	3,07
MERCADOLIBRE	US58733R1023	2,84

## Fund overview as at 29.2.2024

ISIN	SI0021400518
Net asset value (NAV)	€25,08
Total Net Assets (EUR)	30.111.956 €
Initial charge	max. 3 %
Redemption fee	0%
Management fee	2,25%
Inception date	03.10.2005

## The summary risk indicator

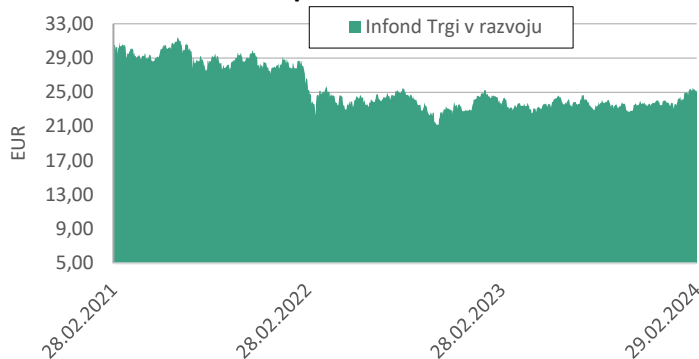


The risk indicator is based on the assumption that investor holds the fund for at least 5 years.

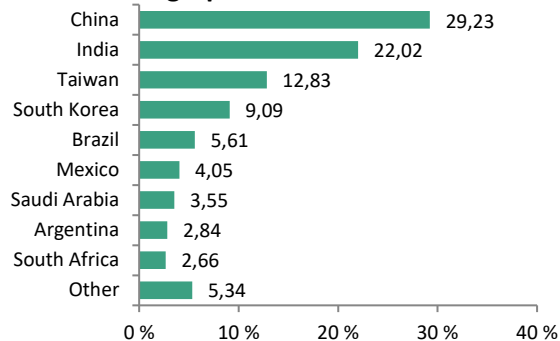
The summary risk indicator is a guide to the level of risk of this product compared to other products. It shows how likely it is that the product will lose money because of movements in the markets or because we are not able to pay you.

We have classified the fund as 5 out of 7, which is a medium-high risk class. The summary risk indicator is based on an estimate of the magnitude of fluctuations in the value of the asset unit. Depending on the fund's operations in the future, the summary risk indicator may change. The lowest category does not mean a risk-free investment. The Fund does not use any protection for future market performance, so you may lose all or part of your investment.

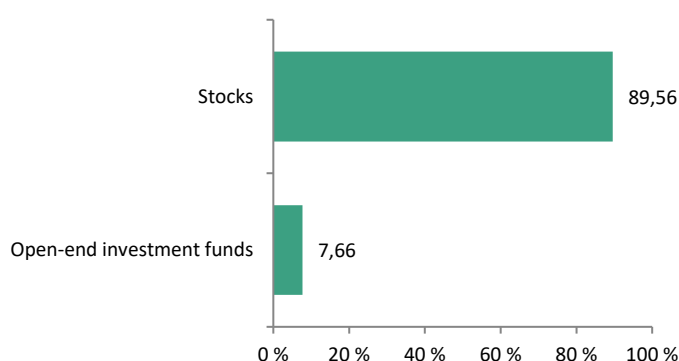
## Fund performance



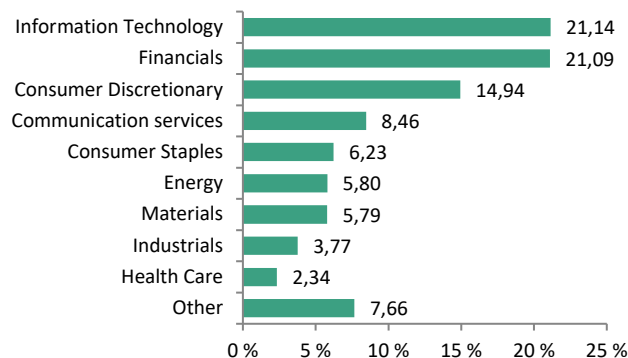
## Geographic allocation



## Asset allocation



## Sector allocation



SAVA INFOND, DRUŽBA ZA UPRAVLJANJE, D.O.O.

Ulica Eve Lovše 7, SI-2000 Maribor

Tel: +386 2 229 74 40, Fax: +386 2 229 74 89, E: info@infond.si

PERFORMANCE - 1 YR

**+24,30%**

PERFORMANCE - 3 YR

**+41,36%**

PERFORMANCE - 5 YR

**+81,35%**

Infond Umbrella Fund

# Infond ZDA, equity subfund

## Investment policy

Infond ZDA invests mainly in the shares of companies with the registered office or predominant part of operations in United States of America. The fund has no sectoral limitation.

## Suitable for

The fund is suitable for investors who are willing to assume higher risk and invest over the long term.


## TOP 10 Holdings as at 29.2.2024

	ISIN	%
MICROSOFT	US5949181045	6,03
APPLE	US0378331005	5,50
SALESFORCE.COM	US79466L3024	4,05
AMAZON	US0231351067	3,52
ALPHABET	US02079K3059	3,25
APPLIED MATERIALS	US0382221051	3,17
META PLATFORMS	US30303M1027	3,16
SERVICENOW	US81762P1021	3,11
NVIDIA	US67066G1040	3,02
ANALOG DEVICES	US0326541051	2,20

## Fund overview as at 29.2.2024

ISIN	SI0021400534
Net asset value (NAV)	€39,12
Total Net Assets (EUR)	17.176.493 €
Initial charge	max. 3 %
Redemption fee	0%
Management fee	2,25%
Inception date	04.06.2007

## The summary risk indicator

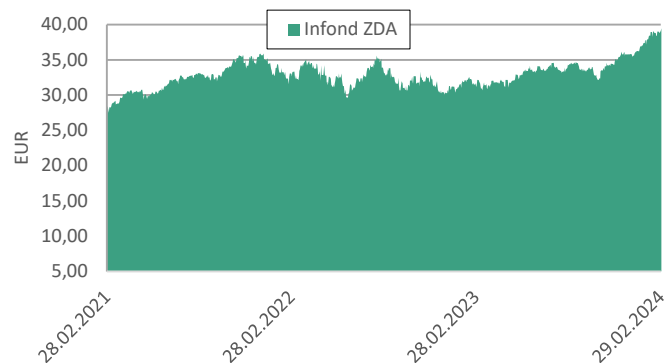


The risk indicator is based on the assumption that investor holds the fund for at least 5 years.

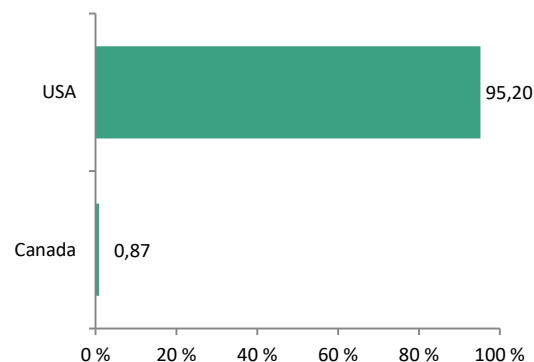
The summary risk indicator is a guide to the level of risk of this product compared to other products. It shows how likely it is that the product will lose money because of movements in the markets or because we are not able to pay you.

We have classified the fund as 5 out of 7, which is a medium-high risk class. The summary risk indicator is based on an estimate of the magnitude of fluctuations in the value of the asset unit. Depending on the fund's operations in the future, the summary risk indicator may change. The lowest category does not mean a risk-free investment. The Fund does not use any protection for future market performance, so you may lose all or part of your investment.

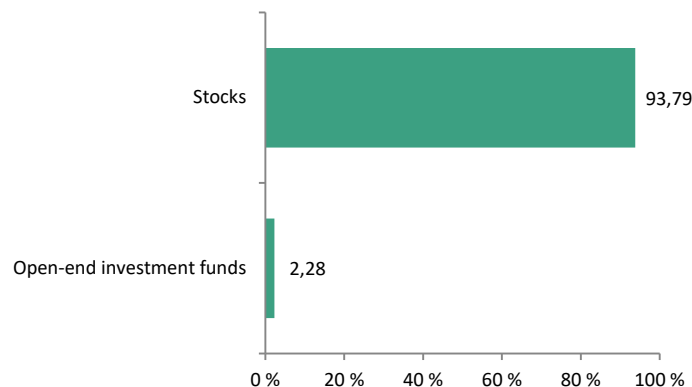
## Fund performance



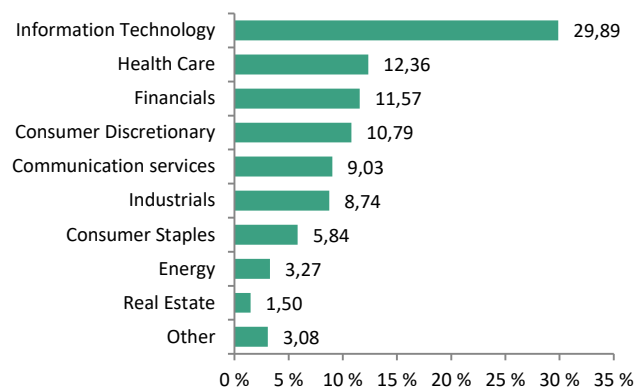
## Geographic allocation



## Asset allocation



## Sector allocation



SAVA INFOND, DRUŽBA ZA UPRAVLJANJE, D.O.O.

Ulica Eve Lovše 7, SI-2000 Maribor

Tel: +386 2 229 74 40, Fax: +386 2 229 74 89, E: info@infond.si

PERFORMANCE - 1 YR

**+9,25%**

PERFORMANCE - 3 YR

**+32,21%**

PERFORMANCE - 5 YR

**+44,94%**

Infond Umbrella Fund

# Infond Zdravstvo, equity subfund

## Investment policy

Infond Zdravstvo, equity subfund of Infond Umbrella fund invests mainly in the shares of sectorally limited portfolios of companies from the Healthcare sector (pharmaceuticals and biotechnology, medical equipment industry...).

## Suitable for

The fund is suitable for investors who are willing to assume higher risk and invest over the long term.

## Fund overview as at 29.2.2024

ISIN	SI0021400526
Net asset value (NAV)	€46,14
Total Net Assets (EUR)	39.868.478 €
Initial charge	max. 5 %
Redemption fee	0%
Management fee	2,25%
Inception date	04.06.2007

## The summary risk indicator



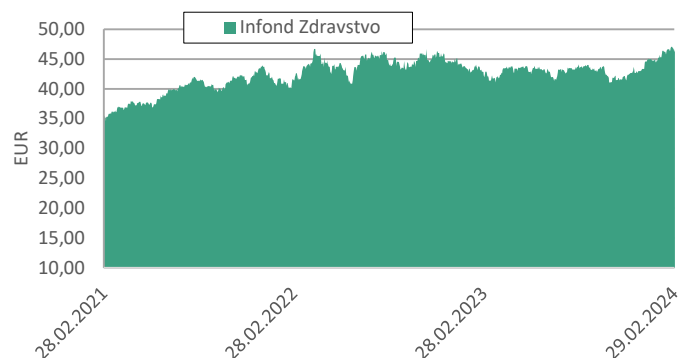
The risk indicator is based on the assumption that investor holds the fund for at least 5 years.

The summary risk indicator is a guide to the level of risk of this product compared to other products. It shows how likely it is that the product will lose money because of movements in the markets or because we are not able to pay you.

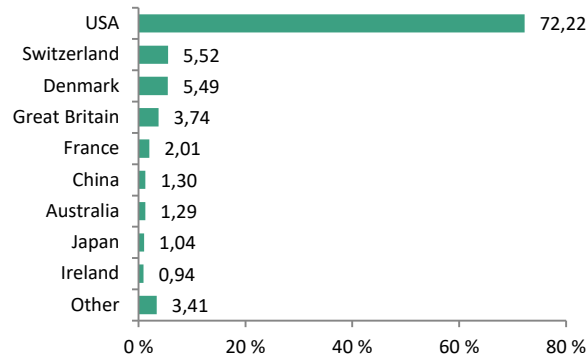
We have classified the fund as 4 out of 7, which is a medium risk class. The summary risk indicator is based on an estimate of the magnitude of fluctuations in the value of the asset unit. Depending on the fund's operations in the future, the summary risk indicator may change. The lowest category does not mean a risk-free investment. The Fund does not use any protection for future market performance, so you may lose all or part of your investment.

TOP 10 Holdings as at 29.2.2024	ISIN	%
ELI LILY & CO	US5324571083	8,50
UNITEDHEALTH	US91324P1021	6,13
NOVO NORDISK	US6701002056	5,49
MERCK & CO	US58933Y1055	4,59
ROCHE HOLDING	CH0012032048	3,66
ABBVIE	US00287Y1091	3,43
ASTRAZENECA	GB0009895292	3,30
BOSTON SCIENTIFIC	US1011371077	3,10
ABBOTT LABORATORIES	US0028241000	3,06
THERMO FISHER SCIENTIFIC	US8835561023	2,85

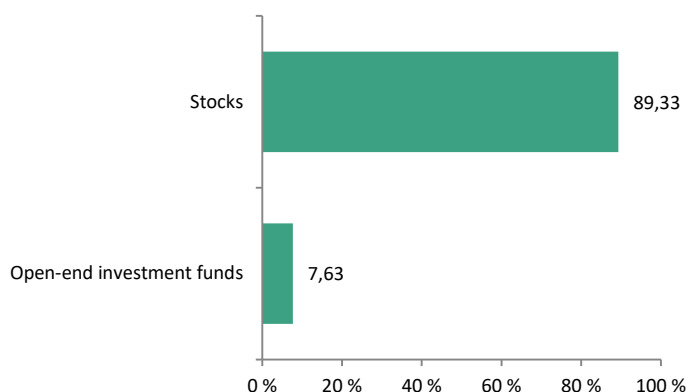
## Fund performance



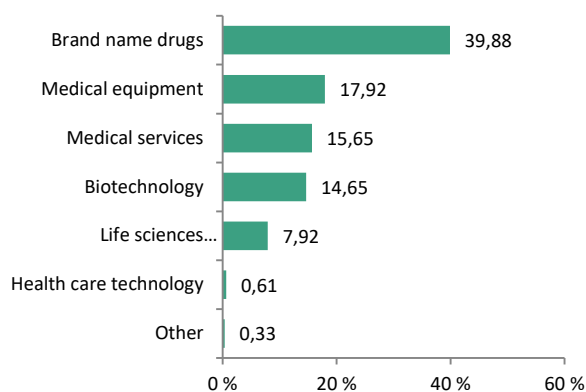
## Geographic allocation



## Asset allocation



## Sector allocation



SAVA INFOND, DRUŽBA ZA UPRAVLJANJE, D.O.O.

Ulica Eve Lovše 7, SI-2000 Maribor

Tel: +386 2 229 74 40, Fax: +386 2 229 74 89, E: info@infond.si



The information contained in this document does not constitute investment advice and is merely a brief summary of key aspects of the fund. Full details of the fund can be found in sales prospectus, Key Investor Information Document (KIID), supplemented in each case by the most recent audited annual and half-yearly report, if this report is more recent than the most recently available annual report. These documents constitute the sole binding basis for the purchase of fund units. They are available in Slovenian language free of charge in either electronic or printed form to interested parties at management company Sava Infond, družba za upravljanje, d.o.o., information and paying agents, and webpage ([www.infond.si](http://www.infond.si)). Calculation of performance excludes initial fees (max. 3%) and redemption fees (max. 3%). Individual costs such as fees, commissions and other charges have not been included in this document and would have an adverse impact on returns if they were included. It should be noted that past performance is not a reliable indicator of the future performance of a fund. Prices of shares and the income from them may fall as well as rise and investors may not get back the amount originally invested. Information on the Risk-Reward Profile (from 1 to 7) is available on webpage [www.infond.si](http://www.infond.si). Further information on taxation can be found in the full sales prospectus. The units issued under this fund may only be offered for purchase or sold in jurisdictions in which such offer or sale is permitted. The investors may receive additional and more detailed information related to the operations and about the units for sub-funds at the Management company of the fund: SAVA INFOND, družba za upravljanje, d.o.o., Ulica Eve Lovše 7, SI-2000 Maribor, Slovenia Tel.: +386 2 229 7440, Fax: +386 2 229 7489, [www.infond.si](http://www.infond.si). Our languages of communication are German and English.