

# Infond Funds

## FACT SHEETS

**Infond Dividendni**

**Infond Evropa**

**Infond Globalni delniški**

**Infond Globalni uravnoteženi**

**Infond Kratkoročne obveznice - EUR**

**Infond Naložbeni cilj 2040**

**Infond Razviti trgi**

**Infond Surovine in energija**

**Infond Trgi v razvoju**

**Infond ZDA**

**Infond Družbeno odgovorni**

**Infond Globalni defenzivni**

**Infond Globalni fleksibilni**

**Infond Kitajska**

**Infond Megatrendi**

**Infond Obvezniški - EUR**

**Infond Select**

**Infond Tehnologija**

**Infond Zdravstvo**

PERFORMANCE - 1 YR

**-4,05%**

PERFORMANCE - 3 YR

**+10,49%**

PERFORMANCE - 5 YR

**+31,34%**

Infond Umbrella Fund

# Infond Dividendni, developed market equity subfund

## Investment policy

The sub-fund systematically selects investments in companies that regularly pay dividends.

The investment objective of the sub-fund does not include promoting environmental or social characteristics or sustainable investments, nor does it consider the EU criteria for environmentally sustainable economic activities. The sub-fund avoids investments in activities deemed harmful to society, such as thermal coal, tobacco, and operations related to controversial weapons.

## Suitable for

The subfund is suitable for investors who are willing to assume higher risk and invest over the long term.

## Top 10 Holdings as at 30.09.2025

	ISIN	%
PEPSI	US7134481081	2,79
ABBVIE	US00287Y1091	2,57
NEXTERA ENERGY	US65339F1012	2,55
IBERDROLA	ES0144580Y14	2,50
MONDELEZ INTERNATIONAL	US6092071058	2,48
JOHNSON&JOHNSON	US4781601046	2,45
UNILEVER	GB00B10RZP78	2,43
RIO TINTO	GB0007188757	2,42
CHEVRON	US1667641005	2,42
SIEMENS	DE0007236101	2,41

## Fund overview as at 30.09.2025

ISIN	SI0021401342
Net asset value (NAV)	€11,77
Total Net Assets (EUR)	9.220.762 €
Initial charge	max. 3%
Redemption fee	0%
Management fee	2,25%
Inception date	11.12.2010

## The summary risk indicator

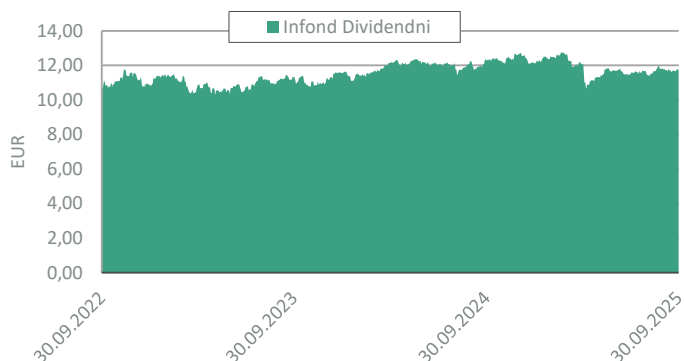


The risk indicator is based on the assumption that investor holds the fund for at least 5 years.

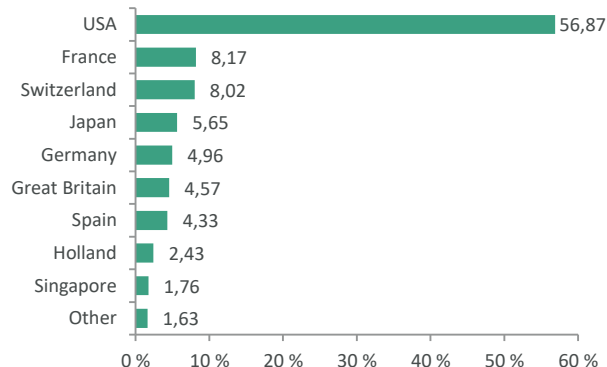
The summary risk indicator is a guide to the level of risk of this product compared to other products. It shows how likely it is that the product will lose money because of movements in the markets or because we are not able to pay you.

We have classified the fund as 4 out of 7, which is a medium risk class. The summary risk indicator is based on an estimate of the magnitude of fluctuations in the value of the asset unit. Depending on the fund's operations in the future, the summary risk indicator may change. The lowest category does not mean a risk-free investment. The Fund does not use any protection for future market performance, so you may lose all or part of your investment.

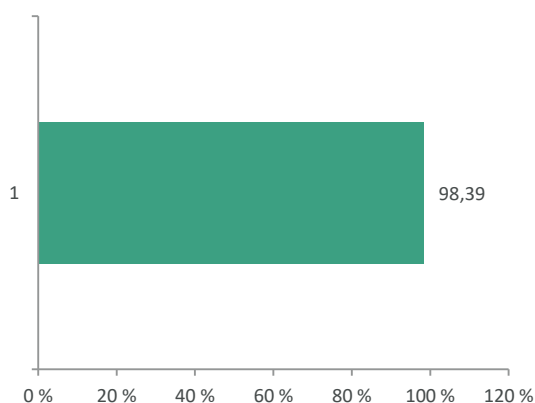
## Fund Performance



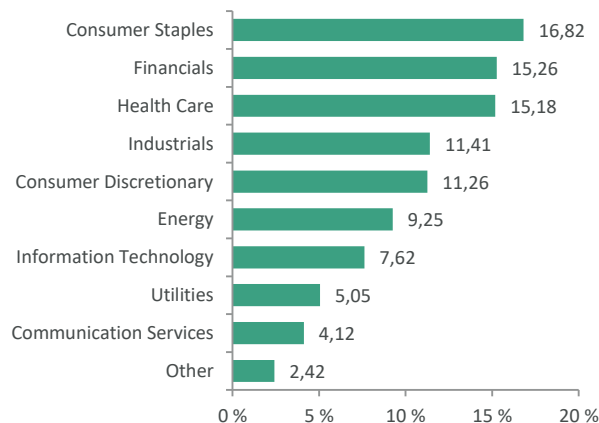
## Geographic allocation



## Asset allocation



## Sector allocation



SAVA INFOND, DRUŽBA ZA UPRAVLJANJE, D.O.O.

Ulica Eve Lovše 7, 2000 Maribor

Tel: 02 229 74 40, Fax: 02 229 74 89; E: info@infond.si

PERFORMANCE - 1 YR

**+2,65%**

PERFORMANCE - 3 YR

**+31,51%**

PERFORMANCE - 5 YR

**+53,31%**

Infond Umbrella Fund

# Infond Družbeno odgovorni, developed markets equity subfund

## Investment policy

The subfund primarily invests in stocks and equity target funds, with a regional focus predominantly on developed markets. It is a SFDR Article 8 complied, so it selects shares of globally recognized companies that meet both financial criteria and socially responsible business practices in line with the ESG strategy of Infond Družbeno odgovorni (Sustainability Investment Policy, [www.infond.si](http://www.infond.si)).

## Suitable for

The subfund is suitable for investors who are willing to assume higher risk and invest over the long term.

## Top 10 Holdings as at 30.09.2025

	ISIN	%
NVIDIA	US67066G1040	4,60
TAIWAN SEMICONDUCTOR	US8740391003	4,00
MICROSOFT	US5949181045	3,97
LAM RESEARCH	US5128073062	3,57
UNITEDHEALTH	US91324P1021	3,45
FIRST SOLAR	US3364331070	3,31
ALPHABET	US02079K3059	3,24
NOVO NORDISK	DK0062498333	3,07
BOOKING HOLDINGS	US09857L1089	3,06
VENTAS	US92276F1003	3,03

## Fund overview as at 30.09.2025

ISIN	SI0021400880
Net asset value (NAV)	€62,35
Total Net Assets (EUR)	25.549.554 €
Initial charge	max. 3%
Redemption fee	0%
Management fee	2,25%
Inception date	21.04.2005

## The summary risk indicator

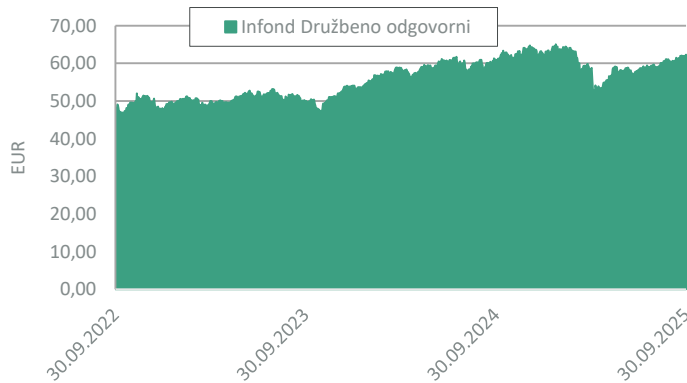


The risk indicator is based on the assumption that investor holds the fund for at least 5 years.

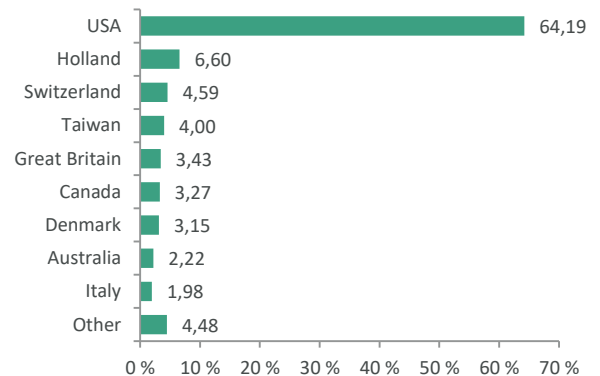
The summary risk indicator is a guide to the level of risk of this product compared to other products. It shows how likely it is that the product will lose money because of movements in the markets or because we are not able to pay you.

We have classified the fund as 4 out of 7, which is a medium risk class. The summary risk indicator is based on an estimate of the magnitude of fluctuations in the value of the asset unit. Depending on the fund's operations in the future, the summary risk indicator may change. The lowest category does not mean a risk-free investment. The Fund does not use any protection for future market performance, so you may lose all or part of your investment.

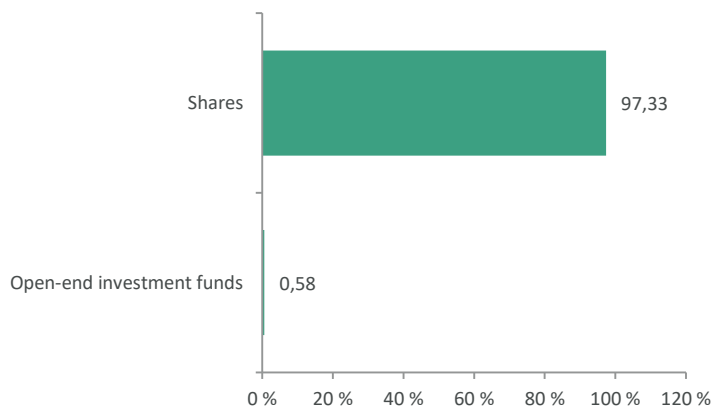
## Fund Performance



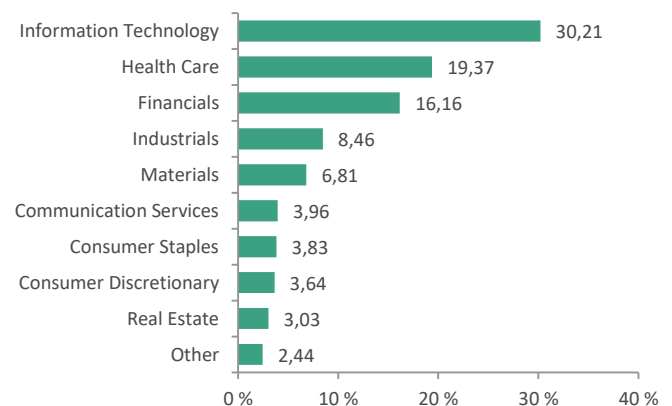
## Geographic allocation



## Asset allocation



## Sector allocation



SAVA INFOND, DRUŽBA ZA UPRAVLJANJE, D.O.O.

Ulica Eve Lovše 7, 2000 Maribor

Tel: 02 229 74 40, Fax: 02 229 74 89; E: [info@infond.si](mailto:info@infond.si)

PERFORMANCE - 1 YR

**+7,71%**

PERFORMANCE - 3 YR

**+44,83%**

PERFORMANCE - 5 YR

**+57,62%**

Infond Umbrella Fund

# Infond Evropa, equity subfund

## Investment policy

The subfund invests at least 85% of its assets in stocks and shares or units of equity target funds, with a regional focus on Europe. It has no sectoral limitations. It qualifies as a product under Article 8 of the SFDR Regulation, as it promotes environmental and social characteristics, considering that the companies it invests in adhere to good governance practices. The subfund is not obligated to invest in sustainable investments under the SFDR and will not include investments that consider the EU criteria for environmentally sustainable economic activities.

## Suitable for

The subfund is suitable for investors who are willing to assume higher risk and invest over the long term.

## Top 10 Holdings as at 30.09.2025

	ISIN	%
ASML HOLDING	NL0010273215	6,04
RHEINMETALL	DE0007030009	5,14
ING GROEP	NL0011821202	4,65
INTESA SANPAOLO	IT0000072618	4,52
SAP	DE0007164600	4,48
SCHNEIDER ELECTRIC	FR0000121972	4,00
BNP PARIBAS	FR0000131104	3,99
SIEMENS	DE0007236101	3,07
GLOBAL X MSCI GREECE ETF	US37954Y3190	2,97
MUENCHENER RUECKVERSICHERUNG	DE0008430026	2,89

## Fund overview as at 30.09.2025

ISIN	SI0021400492
Net asset value (NAV)	€7,53
Total Net Assets (EUR)	13.363.595 €
Initial charge	max. 3%
Redemption fee	0%
Management fee	2,25%
Inception date	15.11.2004

## The summary risk indicator

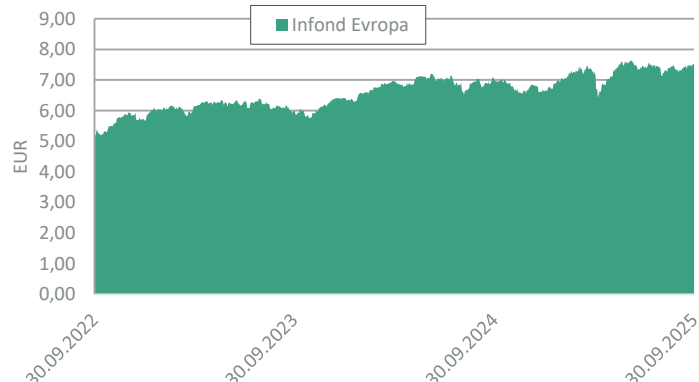


The risk indicator is based on the assumption that investor holds the fund for at least 5 years.

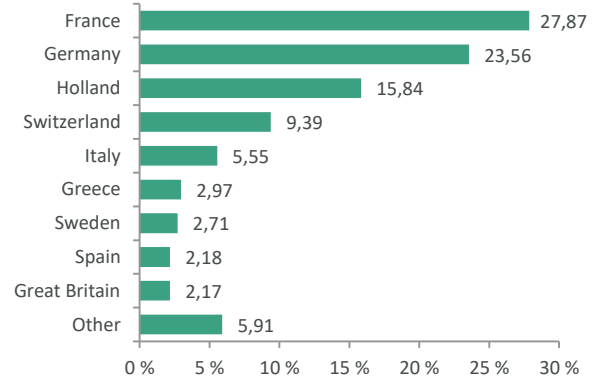
The summary risk indicator is a guide to the level of risk of this product compared to other products. It shows how likely it is that the product will lose money because of movements in the markets or because we are not able to pay you.

We have classified the fund as 4 out of 7, which is a medium risk class. The summary risk indicator is based on an estimate of the magnitude of fluctuations in the value of the asset unit. Depending on the fund's operations in the future, the summary risk indicator may change. The lowest category does not mean a risk-free investment. The Fund does not use any protection for future market performance, so you may lose all or part of your investment.

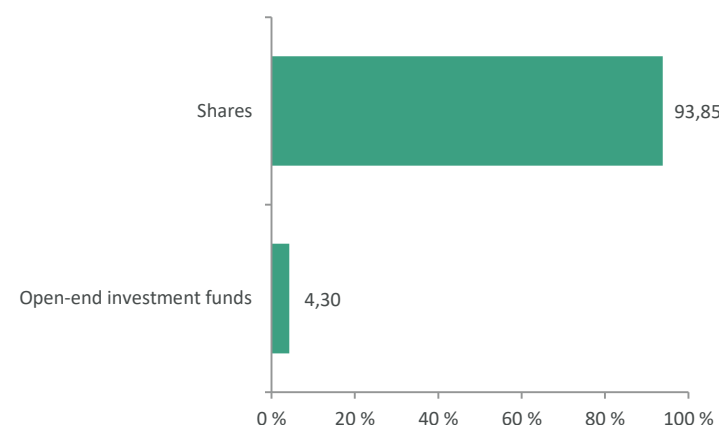
## Fund Performance



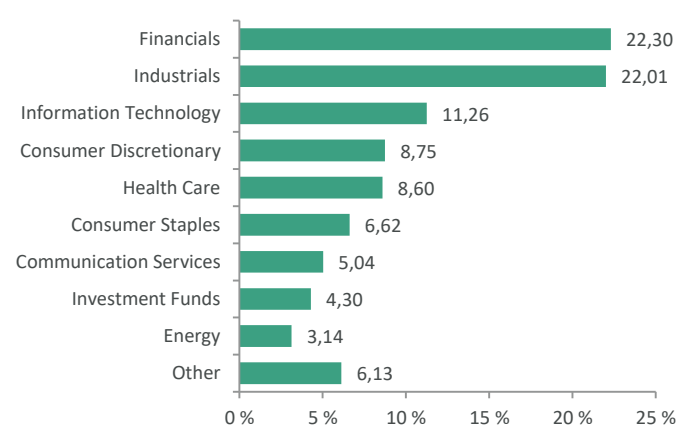
## Geographic allocation



## Asset allocation



## Sector allocation



SAVA INFOND, DRUŽBA ZA UPRAVLJANJE, D.O.O.

Ulica Eve Lovše 7, 2000 Maribor

Tel: 02 229 74 40, Fax: 02 229 74 89; E: info@infond.si

PERFORMANCE - 1 YR

**+4,22%**

PERFORMANCE - 3 YR

**+18,96%**

PERFORMANCE - 5 YR

**+9,31%**

Infond Umbrella Fund

# Infond Globalni defenzivni, mixed subfund

## Investment policy

A global mixed defensive subfund with an emphasis on lower volatility and investment stability. Up to 35% of its assets are invested in global equities with no sectoral limitations. As a product aligned with Article 8 of the SFDR Regulation, it promotes environmental and social characteristics, considering that the companies it invests in adhere to good governance practices. The subfund is not obligated to invest in sustainable investments under the SFDR and will not include investments that consider the EU criteria for environmentally sustainable economic activities.

## Suitable for

The subfund is suitable for investors who are willing to assume modest risk and invest over the long term.

## Top 10 Holdings as at 30.09.2025

	ISIN	%
SIJ - SIJ8	SI0032104489	3,61
REPUBLIC OF SERBIA - SERBIA 1.5	XS2015296465	2,91
REPUBLIKA SLOVENIJA - SLOREP 1.5	SI0002103487	2,58
ERSTE BANK - ERSTBK 0.875	AT0000A2GH08	2,51
FRANCE - FRTR 0.5	FR0013407236	2,39
REPUBLIC OF HUNGARY - REPHUN 1.125	XS2161992198	2,38
ROMANIA - ROMANI 2.875	XS1420357318	2,37
FRANCE - FRTR 4.5	FR0010773192	2,19
REPUBLIC OF BULGARIA - BGARIA 2.625	XS1208855889	2,06
NVIDIA	US67066G1040	1,93

## Fund overview as at 30.09.2025

ISIN	SI0021400476
Net asset value (NAV)	€43,29
Total Net Assets (EUR)	27.286.397 €
Initial charge	max. 3%
Redemption fee	0%
Management fee	1,65%
Inception date	01.07.1995

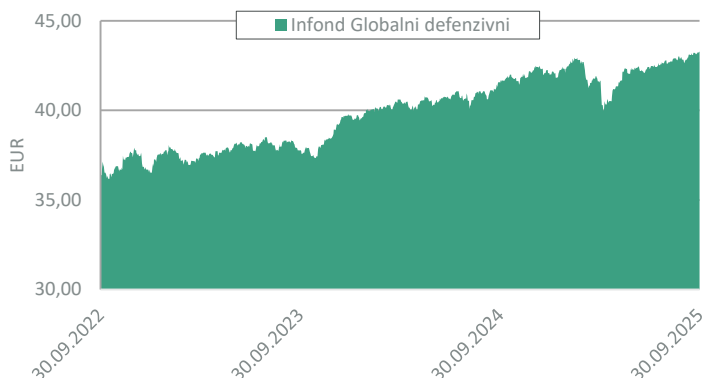
## The summary risk indicator



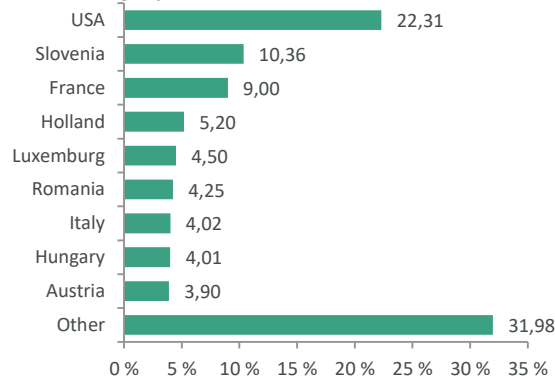
The risk indicator is based on the assumption that investor holds the fund for at least 3 years. The summary risk indicator is a guide to the level of risk of this product compared to other products. It shows how likely it is that the product will lose money because of movements in the markets or because we are not able to pay you.

We have classified the fund as 3 out of 7, which is a medium-low risk class. The summary risk indicator is based on an estimate of the magnitude of fluctuations in the value of the asset unit. Depending on the fund's operations in the future, the summary risk indicator may change. The lowest category does not mean a risk-free investment. The Fund does not use any protection for future market performance, so you may lose all or part of your investment.

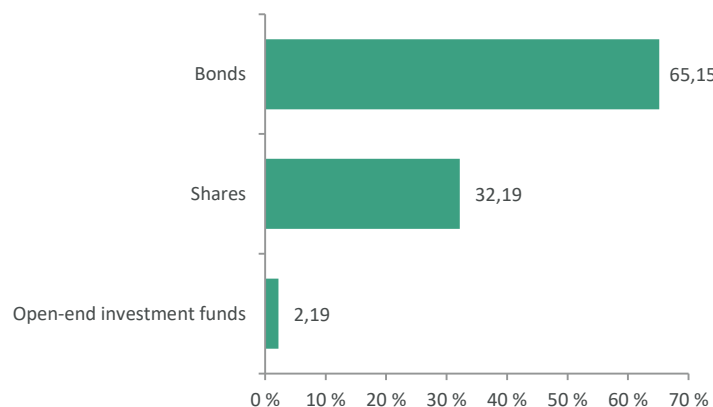
## Fund Performance



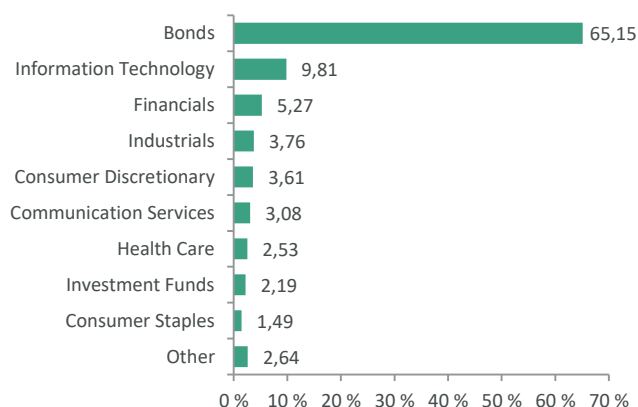
## Geographic allocation



## Asset allocation



## Sector allocation



SAVA INFOND, DRUŽBA ZA UPRAVLJANJE, D.O.O.

Ulica Eve Lovše 7, 2000 Maribor

Tel: 02 229 74 40, Fax: 02 229 74 89; E: info@infond.si

PERFORMANCE - 1 YR

**+13,58%**

PERFORMANCE - 3 YR

**+50,92%**

PERFORMANCE - 5 YR

**+66,01%**

Infond Umbrella Fund

# Infond Globalni delniški, equity subfund

## Investment policy

Infond Globalni delniški is a global equity subfund, that invests in equities issued by companies worldwide with no sectoral limitation. At least 20 % of its assets is invested in developing countries.

As a product aligned with Article 8 of the SFDR Regulation, it promotes environmental and social characteristics, considering that the companies it invests in adhere to good governance practices. The sub-fund is not obligated to invest in sustainable investments under the SFDR and will not include investments that consider the EU criteria for environmentally sustainable economic activities.

## Suitable for

The subfund is suitable for investors who are willing to assume higher risk and invest over the long term.

## Top 10 Holdings as at 30.09.2025

	ISIN	%
ALPHABET	US02079K3059	4,56
NVIDIA	US67066G1040	4,48
TAIWAN SEMICONDUCTOR	US8740391003	4,09
MICROSOFT	US5949181045	3,46
META PLATFORMS INC	US30303M1027	2,81
ALIBABA GROUP HOLDING	KYG017191142	2,30
TENCENT HOLDINGS	KYG875721634	1,98
GENERAL ELECTRIC	US3696043013	1,81
NEWMONT	US6516391066	1,77
CAMECO	CA13321L1085	1,70

## Fund overview as at 30.09.2025

ISIN	SI0021401136
Net asset value (NAV)	€12,01
Total Net Assets (EUR)	113.508.504 €
Initial charge	max. 3%
Redemption fee	0%
Management fee	2,25%
Inception date	10.10.2008

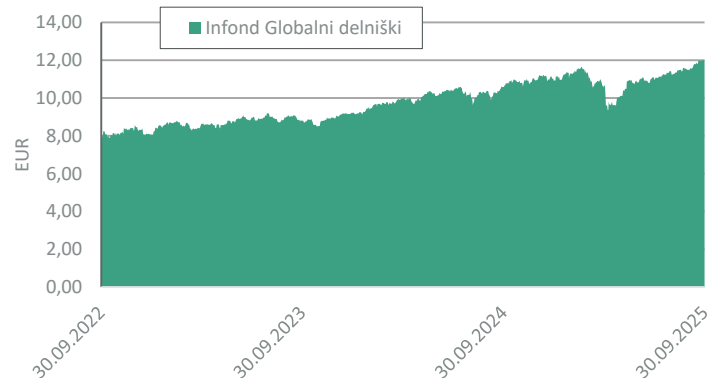
## The summary risk indicator



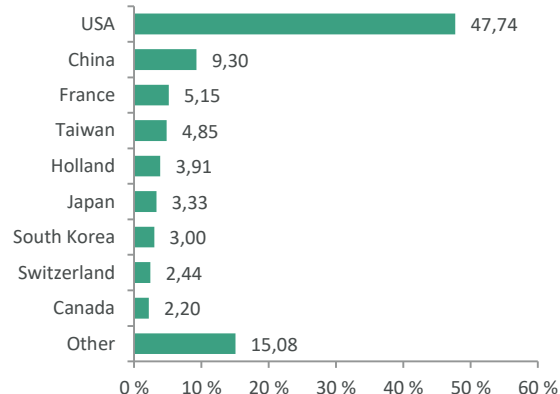
The risk indicator is based on the assumption that investor holds the fund for at least 5 years. The summary risk indicator is a guide to the level of risk of this product compared to other products. It shows how likely it is that the product will lose money because of movements in the markets or because we are not able to pay you.

We have classified the fund as 4 out of 7, which is a medium risk class. The summary risk indicator is based on an estimate of the magnitude of fluctuations in the value of the asset unit. Depending on the fund's operations in the future, the summary risk indicator may change. The lowest category does not mean a risk-free investment. The Fund does not use any protection for future market performance, so you may lose all or part of your investment.

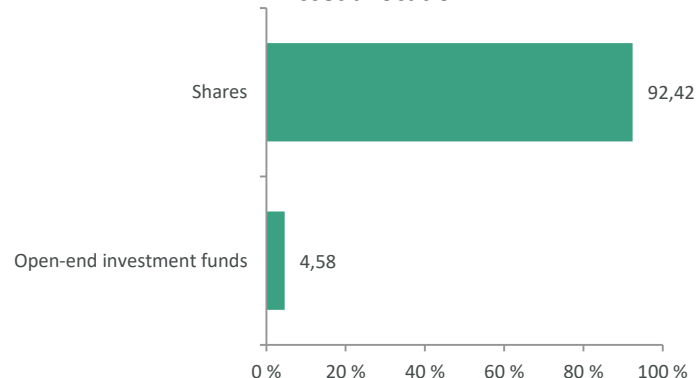
## Fund Performance



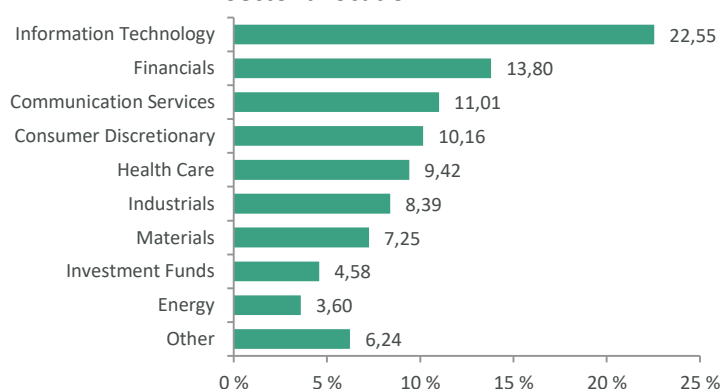
## Geographic allocation



## Asset allocation



## Sector allocation



SAVA INFOND, DRUŽBA ZA UPRAVLJANJE, D.O.O.

Ulica Eve Lovše 7, 2000 Maribor

Tel: 02 229 74 40, Fax: 02 229 74 89; E: info@infond.si

PERFORMANCE - 1 YR

**+11,86%**

PERFORMANCE - 3 YR

**+46,57%**

PERFORMANCE - 5 YR

**+53,46%**

Infond Umbrella Fund

# Infond Globalni fleksibilni, mixed flexible subfund

## Investment policy

Infond Globalni fleksibilni is global mix flexible subfund of Infond Umbrella Funds. It invests in equities and bonds with neither geographical nor sectoral limitation. The investment objective of the subfund does not include promoting environmental or social characteristics or sustainable investments, nor does it consider the EU criteria for environmentally sustainable economic activities. The subfund avoids investments in activities deemed harmful to society, such as thermal coal, tobacco, and operations related to controversial weapons.

## Suitable for

Infond Globalni fleksibilni is geared toward investors who are looking for a mixture of safety, income and capital appreciation. The recommended duration of an investment is at least five years.

## Top 10 Holdings as at 30.09.2025

	ISIN	%
NVIDIA	US67066G1040	6,95
POZAVAROVALNICA SAVA	SI0021110513	3,44
ARISTA NETWORKS	US0404132054	3,24
ALPHABET	US02079K3059	3,07
BROADCOM	US11135F1012	2,82
DEUTCHLAND - DBR 0	DE0001102549	2,65
ASML HOLDING	NL0010273215	2,60
META PLATFORMS INC	US30303M1027	2,40
EFSF - EFSF 3.375	EU000A1G0AT6	2,18
NETHERLANDS GOVERNMENT - NETHER 0	NL0015000B11	2,18

## Fund overview as at 30.09.2025

Investment policy	SI0021401128
Net asset value (NAV)	€16,41
Total Net Assets (EUR)	28.365.079 €
Initial charge	max. 3%
Redemption fee	0%
Management fee	2,00%
Inception date	26.09.2008

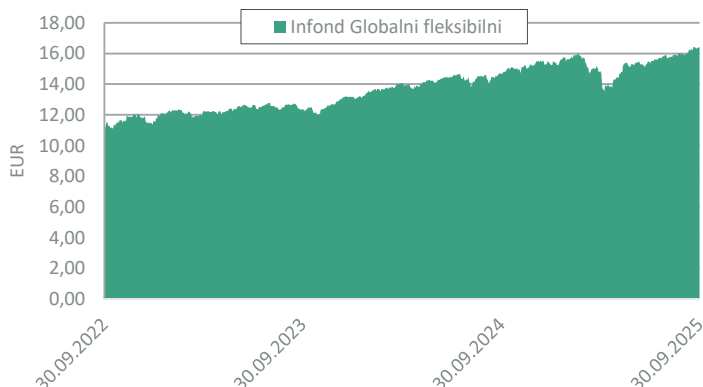
## The summary risk indicator



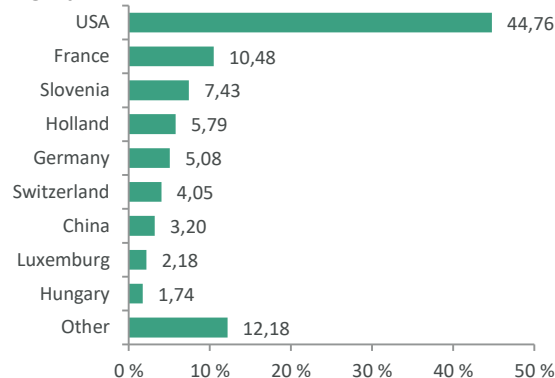
The risk indicator is based on the assumption that investor holds the fund for at least 5 years. The summary risk indicator is a guide to the level of risk of this product compared to other products. It shows how likely it is that the product will lose money because of movements in the markets or because we are not able to pay you.

We have classified the fund as 3 out of 7, which is a medium-low risk class. The summary risk indicator is based on an estimate of the magnitude of fluctuations in the value of the asset unit. Depending on the fund's operations in the future, the summary risk indicator may change. The lowest category does not mean a risk-free investment. The Fund does not use any protection for future market performance, so you may lose all or part of your investment.

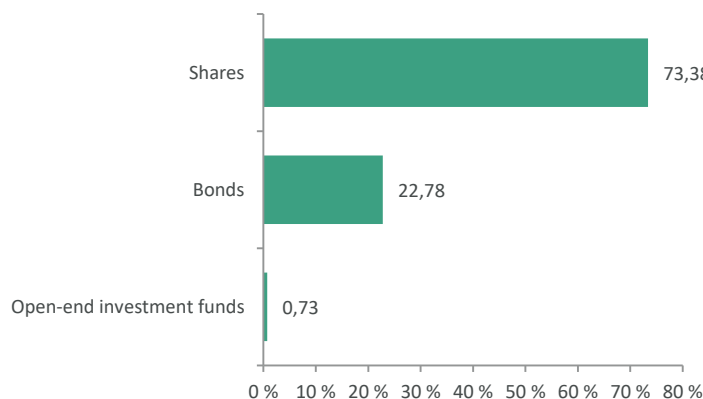
## Fund Performance



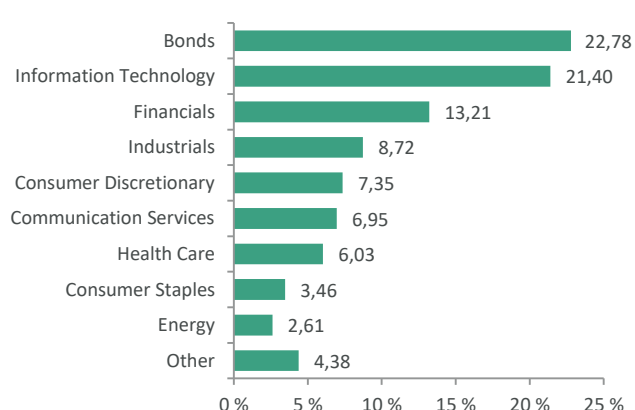
## Geographic allocation



## Asset allocation



## Sector allocation



SAVA INFOND, DRUŽBA ZA UPRAVLJANJE, D.O.O.

Ulica Eve Lovšne 7, 2000 Maribor

Tel: 02 229 74 40, Fax: 02 229 74 89; E: info@infond.si



PERFORMANCE - 1 YR

**+8,88%**

PERFORMANCE - 3 YR

**+37,91%**

PERFORMANCE - 5 YR

**+36,28%**

Infond Umbrella Fund

# Infond Globalni uravnoveženi, mixed subfund

## Investment policy

Infond Globalni uravnoveženi is the global balanced mixed subfund of the Infond Umbrella Fund. It invests between 35% and 65% of assets in shares and unites of equity target funds without regional or sectoral limitation.

As a product aligned with Article 8 of the SFDR Regulation, it promotes environmental and social characteristics, considering that the companies it invests in adhere to good governance practices. The subfund is not obligated to invest in sustainable investments under the SFDR and will not include investments that consider the EU criteria for environmentally sustainable economic activities.

## Suitable for

As a mixed subfund, Infond Globalni uravnoveženi is geared toward investors who are looking for a mixture of safety, income and modest capital appreciation. The recommended duration of an investment is at least five years.

Top 10 Holdings as at 30.09.2025	ISIN	%
NVIDIA	US67066G1040	6,88
NETHERLANDS GOVERNMENT - NETHER 0	NL0015000B11	2,75
DEUTCHLAND - DBR 0	DE0001102549	2,71
FRANCE - FRTR 4.5	FR0010773192	2,62
ALPHABET	US02079K3059	2,50
ARISTA NETWORKS	US0404132054	2,46
META PLATFORMS INC	US30303M1027	2,45
BROADCOM	US11135F1012	2,43
BLACKROCK	US09290D1019	2,39
EFSF - EFSF 3.375	EU000A1G0AT6	2,16

## Fund overview as at 30.09.2025

Investment policy	SI0021400161
Net asset value (NAV)	€104,24
Total Net Assets (EUR)	99.517.328 €
Initial charge	max. 3%
Redemption fee	0%
Management fee	2,00%
Inception date	01.03.1994

## The summary risk indicator

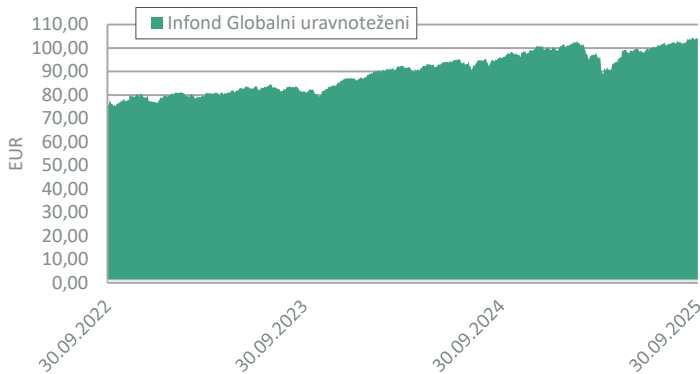


The risk indicator is based on the assumption that investor holds the fund for at least 5 years.

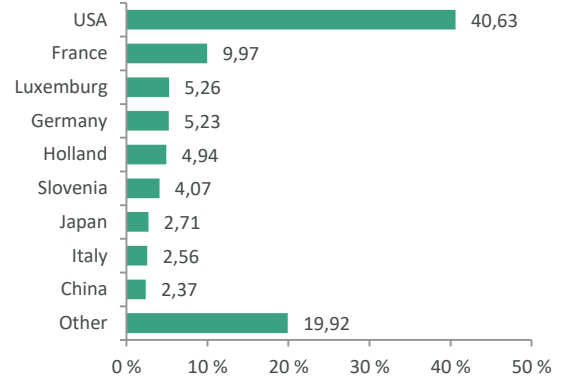
The summary risk indicator is a guide to the level of risk of this product compared to other products. It shows how likely it is that the product will lose money because of movements in the markets or because we are not able to pay you.

We have classified the fund as 3 out of 7, which is a medium-low risk class. The summary risk indicator is based on an estimate of the magnitude of fluctuations in the value of the asset unit. Depending on the fund's operations in the future, the summary risk indicator may change. The lowest category does not mean a risk-free investment. The Fund does not use any protection for future market performance, so you may lose all or part of your investment.

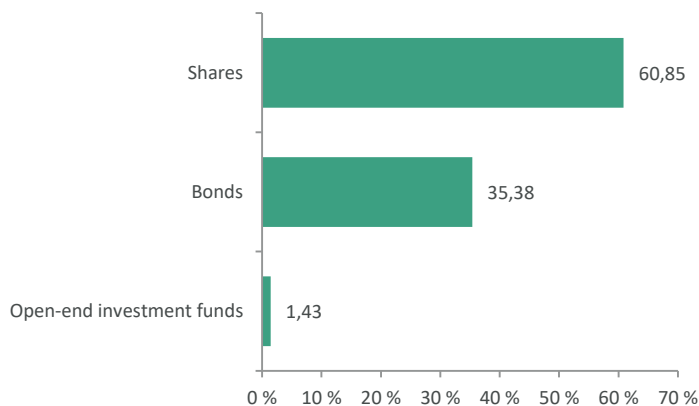
## Fund Performance



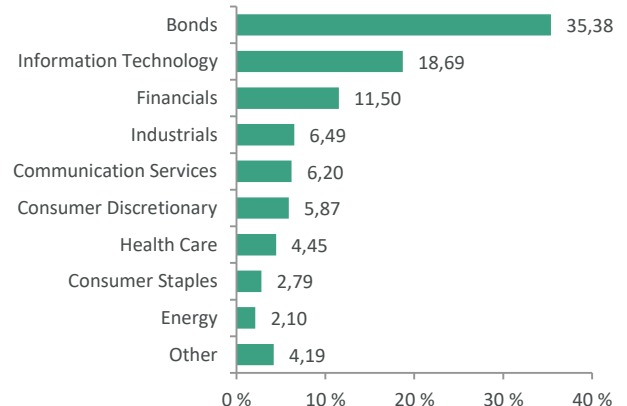
## Geographic allocation



## Asset allocation



## Sector allocation



SAVA INFOND, DRUŽBA ZA UPRAVLJANJE, D.O.O.

Ulica Eve Lovše 7, 2000 Maribor

Tel: 02 229 74 40, Fax: 02 229 74 89; E: info@infond.si



PERFORMANCE - 1 YR

**+14,66%**

PERFORMANCE - 3 YR

**+10,99%**

PERFORMANCE - 5 YR

**+9,27%**

Infond Umbrella Fund

# Infond Kitajska, equity subfund

## Investment policy

Infond Kitajska, equity subfund of Infond Umbrella Fund, invests a minimum of 80% of its net assets in equities issued by companies of the subregion wider China (China, Hong Kong and Taiwan). The investment objective of the sub-fund does not include promoting environmental or social characteristics or sustainable investments, nor does it consider the EU criteria for environmentally sustainable economic activities. The sub-fund avoids investments in activities deemed harmful to society, such as thermal coal, tobacco, and operations related to controversial weapons.

## Suitable for

The subfund is suitable for investors who are willing to assume higher risk and invest over the long term.


## Top 10 Holdings as at 30.09.2025

	ISIN	%
TENCENT HOLDINGS	KYG875721634	8,59
ALIBABA GROUP HOLDING	KYG017191142	8,53
BAIDU	KYG070341048	6,92
XIAOMI	KYG9830T1067	6,26
JD.COM	KYG8208B1014	4,17
TRIP.COM GROUP	KYG9066F1019	4,13
HONG KONG EXCHANGES & CLEARING	HK0388045442	3,73
INNOVENT BIOLOGICS	KYG4818G1010	3,48
NETEASE	KYG6427A1022	3,42
BYD	CNE100000296	3,32

## Fund overview as at 30.09.2025

ISIN	SI0021401433
Net asset value (NAV)	€12,74
Total Net Assets (EUR)	7.268.712 €
Initial charge	max. 3%
Redemption fee	0%
Management fee	2,25%
Inception date	16.07.2011

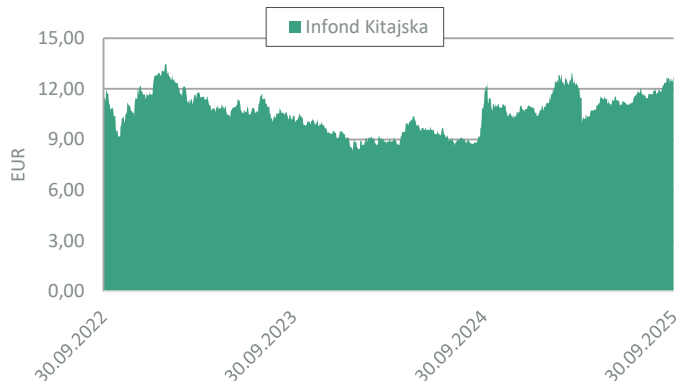
## The summary risk indicator



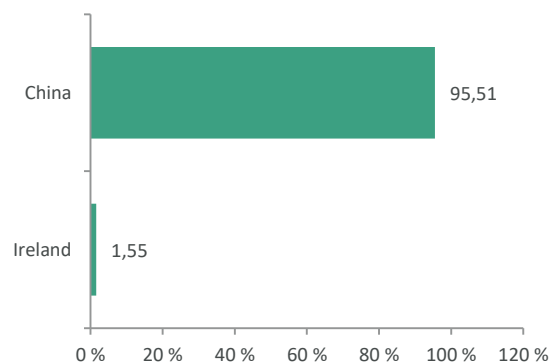
The risk indicator is based on the assumption that investor holds the fund for at least 5 years. The summary risk indicator is a guide to the level of risk of this product compared to other products. It shows how likely it is that the product will lose money because of movements in the markets or because we are not able to pay you.

We have classified the fund as 5 out of 7, which is a medium-high risk class. The summary risk indicator is based on an estimate of the magnitude of fluctuations in the value of the asset unit. Depending on the fund's operations in the future, the summary risk indicator may change. The lowest category does not mean a risk-free investment. The Fund does not use any protection for future market performance, so you may lose all or part of your investment.

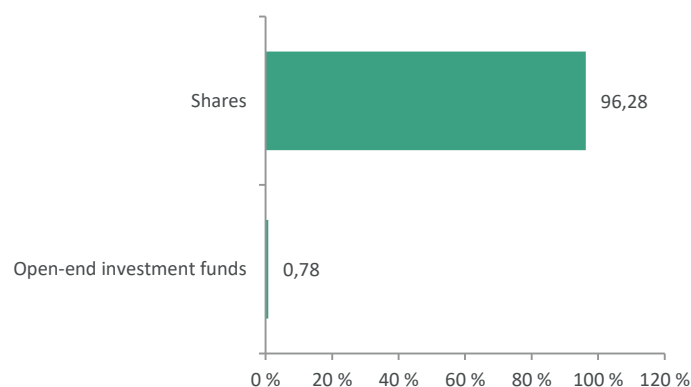
## Fund Performance



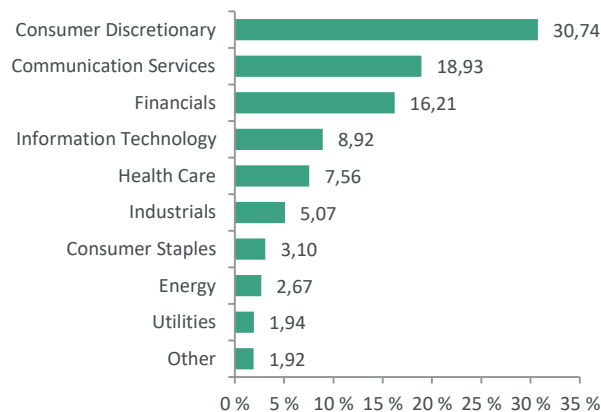
## Geographic allocation



## Asset allocation



## Sector allocation



SAVA INFOND, DRUŽBA ZA UPRAVLJANJE, D.O.O.

Ulica Eve Lovše 7, 2000 Maribor

Tel: 02 229 74 40, Fax: 02 229 74 89; E: info@infond.si

PERFORMANCE - 1 YR

**+2,79%**

PERFORMANCE - 3 YR

**+9,11%**

PERFORMANCE - 5 YR

**+3,03%**

Infond Umbrella Fund

# Infond Kratkoročne obveznice - EUR, bond subfund

## Investment policy

Infond Kratkoročne obveznice - EUR invests a min. of 80% of its net assets in bonds, bond funds and debt securities with average modified duration of portfolio between 1 and 3 years. As a product aligned with Article 8 of the SFDR Regulation, it promotes environmental and social characteristics, considering that the companies it invests in adhere to good governance practices. The sub-fund is not obligated to invest in sustainable investments under the SFDR and will not include investments that consider the EU criteria for environmentally sustainable economic activities.

## Suitable for

Investors with low risk tolerance or risk averse investors. A typical investment in a shortterm bond fund is at least 1 year.


## Top 10 Holdings as at 30.09.2025

	ISIN	%
KINGDOM OF THE NETHERLANDS - NETHER 0.75	NL0012171458	2,81
BUNDESREPUB. DEUTSCHLAND - BKO 2.7	DE000BU22064	2,31
SANOFI - SANFP 1.75	FR0012146801	2,29
KINGDOM OF SPAIN - SPGB 1.45	ES0000012E51	2,24
REPUBLIC OF ITALY - BTPS 3	IT0005365165	2,12
DEUTSCHLAND - DBR 0.5	DE0001102440	2,00
FRANCE - FRTR 0.5	FR0013407236	1,93
EU - EU 3.125	EU000A3K4EN5	1,87
REPUBLIC OF ITALY - BTPS 4.5	IT0004644735	1,80
REPUBLIC OF POLAND - POLAND 3	XS2975280509	1,78

## Fund overview as at 30.09.2025

ISIN	SI0021401532
Net asset value (NAV)	€12,86
Total Net Assets (EUR)	87.088.759 €
Initial charge	max. 1,5%
Redemption fee	0%
Management fee	0,40%
Inception date	16.10.2013

## The summary risk indicator

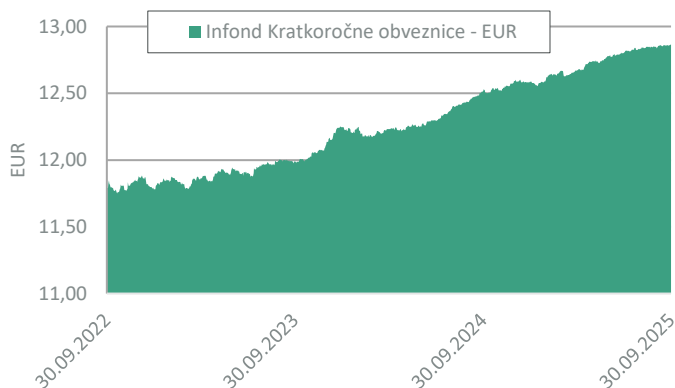


The risk indicator is based on the assumption that investor holds the fund for at least 1 year.

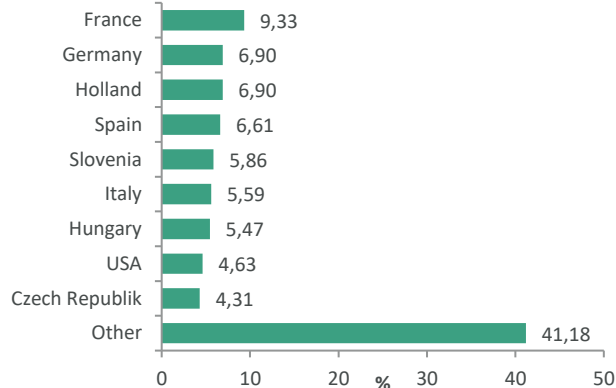
The summary risk indicator is a guide to the level of risk of this product compared to other products. It shows how likely it is that the product will lose money because of movements in the markets or because we are not able to pay you.

We have classified the fund as 2 out of 7, which is a low risk class. The summary risk indicator is based on an estimate of the magnitude of fluctuations in the value of the asset unit. Depending on the fund's operations in the future, the summary risk indicator may change. The lowest category does not mean a risk-free investment. The Fund does not use any protection for future market performance, so you may lose all or part of your investment.

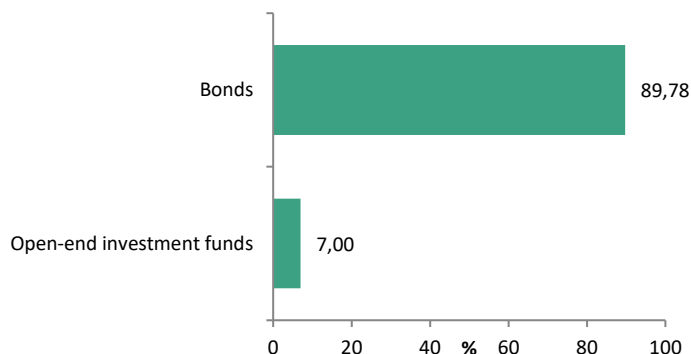
## Fund Performance



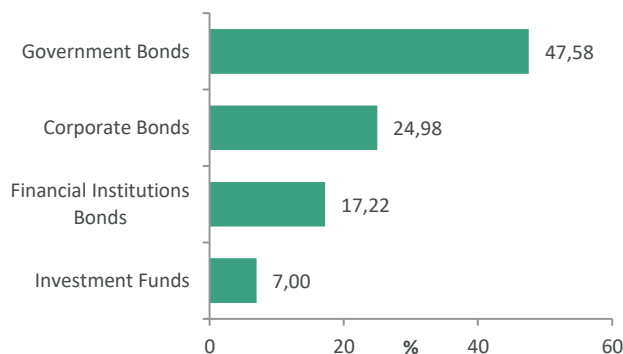
## Geographic allocation



## Asset allocation



## Sector allocation



SAVA INFOND, DRUŽBA ZA UPRAVLJANJE, D.O.O.

Ulica Eve Lovše 7, 2000 Maribor

Tel: 02 229 74 40, Fax: 02 229 74 89; E: info@infond.si

PERFORMANCE - 1 YR

**+41,29%**

PERFORMANCE - 3 YR

**+80,62%**

PERFORMANCE - 5 YR

**+27,45%**

Infond Umbrella Fund

# Infond Megatrendi, equity subfund

## Investment policy

Infond Megatrendi, the equity subfund of the Infond Umbrella Fund, invests in shares of companies whose products and services are part of structural changes in society, the environment, technology and demography (megatrends).

The investment objective of the sub-fund does not include promoting environmental or social characteristics or sustainable investments, nor does it consider the EU criteria for environmentally sustainable economic activities. The sub-fund avoids investments in activities deemed harmful to society, such as thermal coal, tobacco, and operations related to controversial weapons.

## Suitable for


The subfund is suitable for investors who are willing to assume higher risk and invest over the long term.

Top 10 Holdings as at 30.09.2025	ISIN	%
UNITEDHEALTH	US91324P1021	5,77
IREN LTD	AU0000185993	4,66
MARA HOLDINGS	US5657881067	3,82
LAM RESEARCH	US5128073062	3,71
NVIDIA	US67066G1040	3,70
ASML HOLDING	NL0010273215	3,56
CAMECO	CA13321L1085	3,50
SOFI TECHNOLOGIES	US83406F1021	3,31
PILBARA MINERALS	AU000000PLS0	3,31
TAIWAN SEMICONDUCTOR	US8740391003	3,30

## Fund overview as at 30.09.2025

ISIN	SI0021401219
Net asset value (NAV)	€2,26
Total Net Assets (EUR)	8.152.050 €
Initial charge	max. 3%
Redemption fee	0%
Management fee	2,25%
Inception date	20.06.2008

## The summary risk indicator

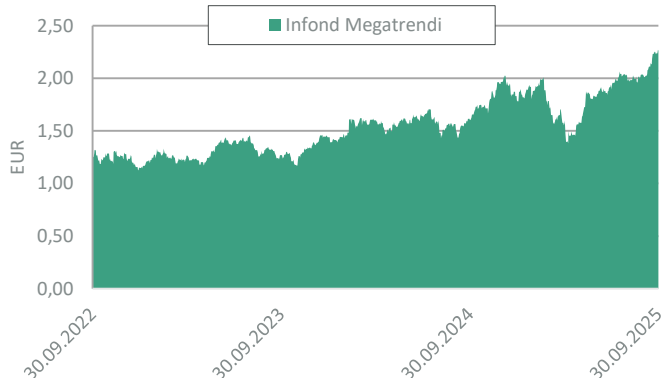


The risk indicator is based on the assumption that investor holds the fund for at least 5 years.

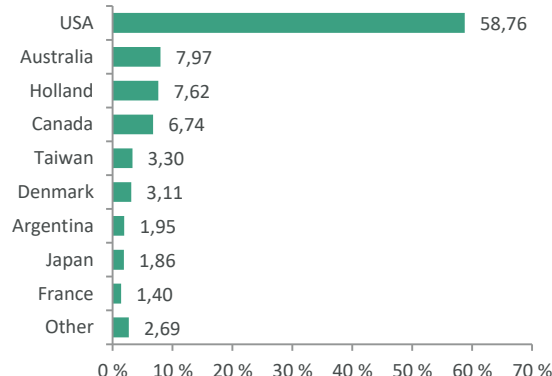
The summary risk indicator is a guide to the level of risk of this product compared to other products. It shows how likely it is that the product will lose money because of movements in the markets or because we are not able to pay you.

We have classified the fund as 5 out of 7, which is a medium-high risk class. The summary risk indicator is based on an estimate of the magnitude of fluctuations in the value of the asset unit. Depending on the fund's operations in the future, the summary risk indicator may change. The lowest category does not mean a risk-free investment. The Fund does not use any protection for future market performance, so you may lose all or part of your investment.

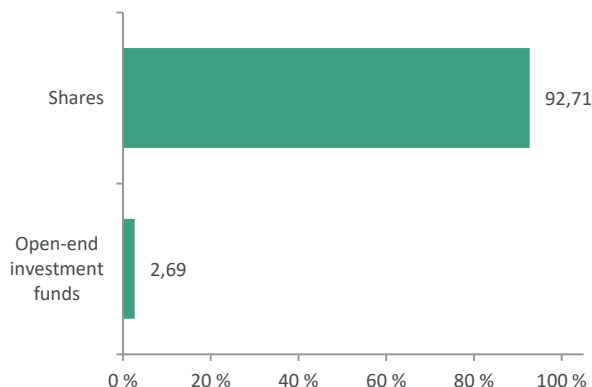
## Fund Performance



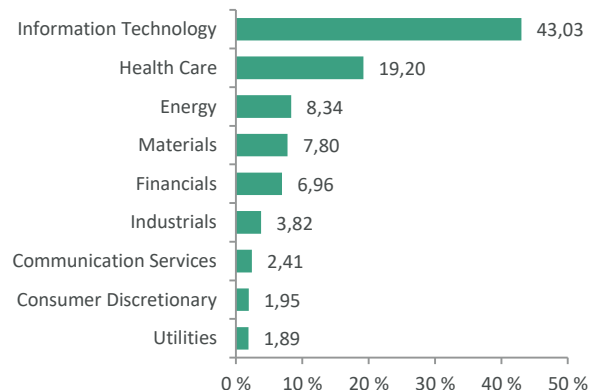
## Geographic allocation



## Asset allocation



## Sector allocation



SAVA INFOND, DRUŽBA ZA UPRAVLJANJE, D.O.O.

Ulica Eve Lovše 7, 2000 Maribor

Tel: 02 229 74 40, Fax: 02 229 74 89; E: info@infond.si

PERFORMANCE - 1 YR

**+7,06%**

PERFORMANCE - 3 YR

**+38,49%**

PERFORMANCE - 5 YR

**+52,97%**

Infond Umbrella Fund

# Infond Naložbeni cilj 2040, target date subfund

## Investment policy

A professionally managed, well-diversified investment portfolio in a single fund. Infond Naložbeni cilj 2040 allocates assets among equity, bond and money market instruments based on its investment strategy.

The investment objective of the subfund does not include promoting environmental or social characteristics or sustainable investments, nor does it consider the EU criteria for environmentally sustainable economic activities. The subfund avoids investments in activities deemed harmful to society, such as thermal coal, tobacco, and operations related to controversial weapons.

## Suitable for

Above all for investors with financial goal targeted around year 2040. On basis of its investment policy the subfund will gradually turn from predominantly equity to predominantly bond subfund as approaching year 2040.

## Top 10 Holdings as at 30.09.2025

		%
ISHARES CORE EURO GOVERNMENT BOND	IE00B4WXJJ64	4,49
ISHARES EURO AGGREGATE BOND ESG SRI UCITS ETF	IE00B3DKXQ41	4,30
ISHARES EURO CORPORATE BOND EX-FINANCIALS	IE00B4L5ZG21	4,10
NVIDIA	US67066G1040	3,86
MICROSOFT	US5949181045	3,45
SPDR BLOOMBERG BARCLAYS 1-3	IE00B6YX5F63	3,01
ISHARES EUR HIGH YIELD CORP	IE00B66F4759	2,73
APPLE	US0378331005	2,26
AMAZON	US0231351067	2,19
TAIWAN SEMICONDUCTOR	US8740391003	2,19

## Fund overview as at 30.09.2025

ISIN	SI0021401672
Net asset value (NAV)	€17,54
Total Net Assets (EUR)	5.757.421 €
Initial charge	0%
Redemption fee	3% in first 3 years
Management fee	descending from 1.75% to 0,50%
Inception date	09.01.2017

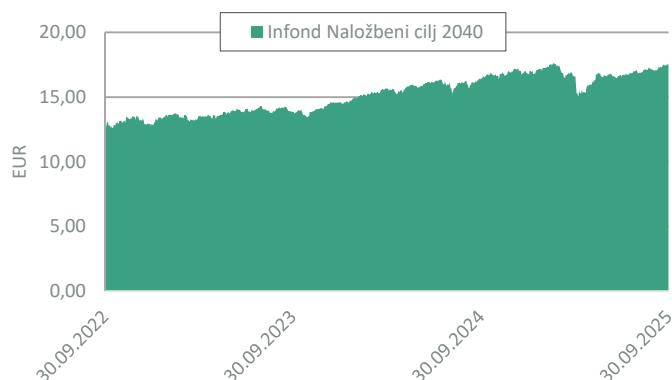
## The summary risk indicator



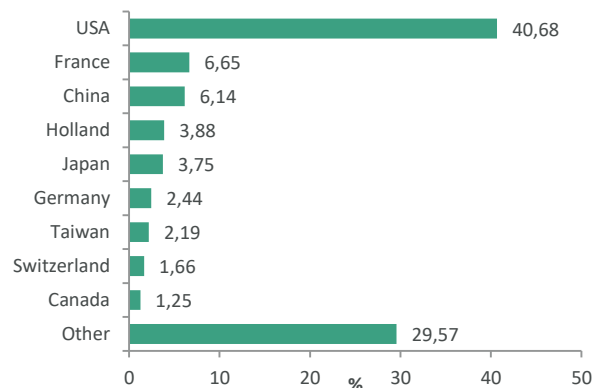
The risk indicator is based on the assumption that investor holds the fund for at least 3 years. The summary risk indicator is a guide to the level of risk of this product compared to other products. It shows how likely it is that the product will lose money because of movements in the markets or because we are not able to pay you.

We have classified the fund as 4 out of 7, which is a medium risk class. The summary risk indicator is based on an estimate of the magnitude of fluctuations in the value of the asset unit. Depending on the fund's operations in the future, the summary risk indicator may change. The lowest category does not mean a risk-free investment. The Fund does not use any protection for future market performance, so you may lose all or part of your investment.

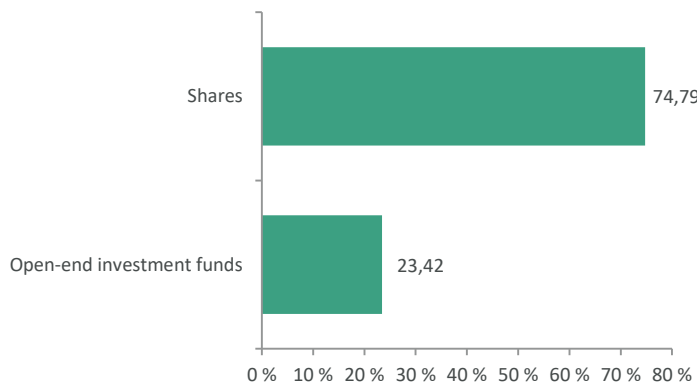
## Fund Performance



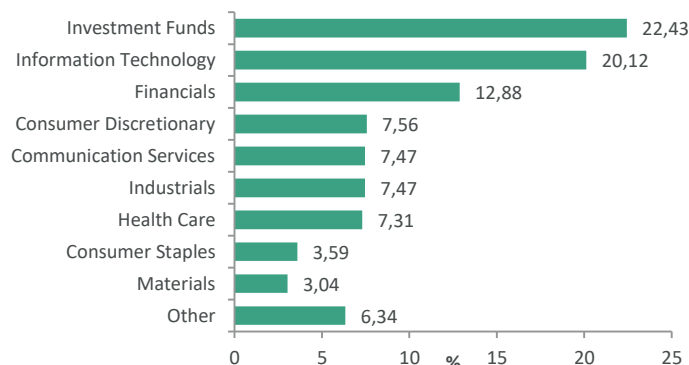
## Geographic allocation



## Asset allocation



## Sector allocation



SAVA INFOND, DRUŽBA ZA UPRAVLJANJE, D.O.O.

Ulica Eve Lovše 7, 2000 Maribor

Tel: 02 229 74 40, Fax: 02 229 74 89; E: info@infond.si

PERFORMANCE - 1 YR

**-0,10%**

PERFORMANCE - 3 YR

**+5,84%**

PERFORMANCE - 5 YR

**-12,38%**

Infond Umbrella Fund

# Infond Obvezniški - EUR, bond subfund

## Investment policy

Infond Obvezniški - EUR, the bond subfund of Infond Umbrella Funds, invests a minimum of 80% of its net assets in bond funds and debt securities of issuers anywhere in the world, at least 70% are nominated in EURO.

As a product aligned with Article 8 of the SFDR Regulation, it promotes environmental and social characteristics, considering that the companies it invests in adhere to good governance practices. The sub-fund is not obligated to invest in sustainable investments under the SFDR and will not include investments that consider the EU criteria for environmentally sustainable economic activities.

## Suitable for

Investors with low risk tolerance or risk averse investors.


## Top 10 Holdings as at 30.09.2025

	ISIN	%
BELGIUM KINGDOM - BGB 0.35	BE0000354630	5,01
EU - EU 0.1	EU000A283867	4,50
DEUTCHLAND - DBR 0	DE0001102549	4,40
FRANCE - FRTR 4.5	FR0010773192	4,28
REPUBLIC OF ITALY - BTPS 2.45	IT0005240350	4,21
REPUBLIC OF POLAND - POLAND 3.625	XS2975276143	4,09
EFSF - EFSF 3.375	EU000A1G0AT6	4,07
NETHERLANDS GOVERNMENT - NETHER 0	NL0015000B11	4,06
ROMANIA - ROMANI 2.875	XS1420357318	3,92
REPUBLIKA SLOVENIJA - SLOREP 1.5	SI0002103487	3,47

## Fund overview as at 30.09.2025

ISIN	SI0021401318
Net asset value (NAV)	€12,10
Total Net Assets (EUR)	10.161.452 €
Initial charge	max. 1,5%
Redemption fee	0%
Management fee	1,10%
Inception date	14.08.2010

## The summary risk indicator

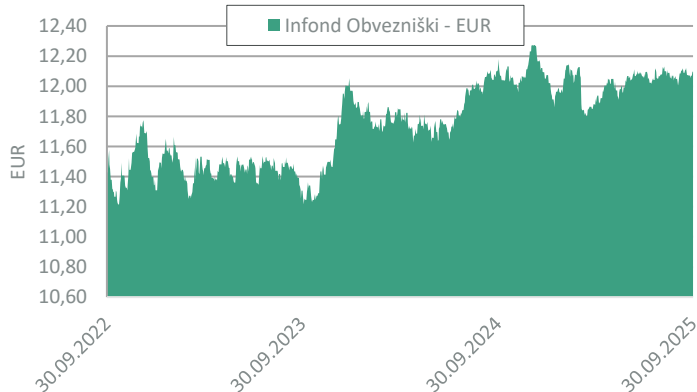


The risk indicator is based on the assumption that investor holds the fund for at least 3 years.

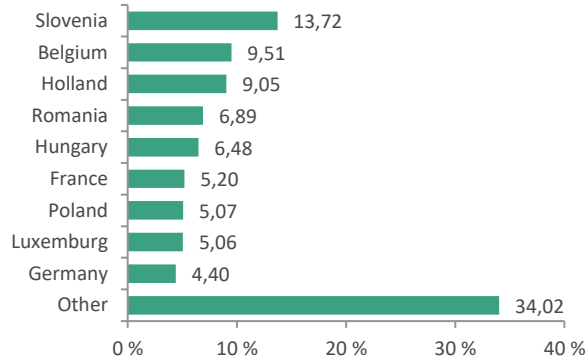
The summary risk indicator is a guide to the level of risk of this product compared to other products. It shows how likely it is that the product will lose money because of movements in the markets or because we are not able to pay you.

We have classified the fund as 2 out of 7, which is a low risk class. The summary risk indicator is based on an estimate of the magnitude of fluctuations in the value of the asset unit. Depending on the fund's operations in the future, the summary risk indicator may change. The lowest category does not mean a risk-free investment. The Fund does not use any protection for future market performance, so you may lose all or part of your investment.

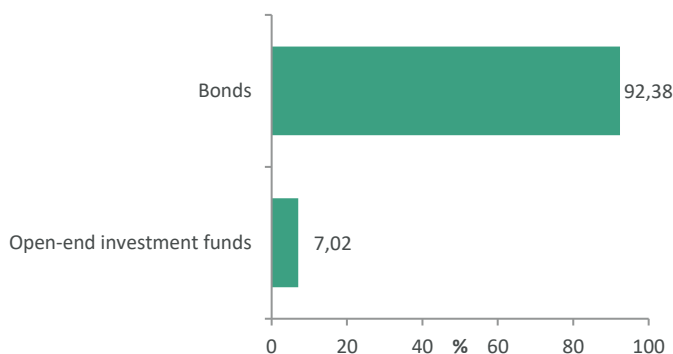
## Fund Performance



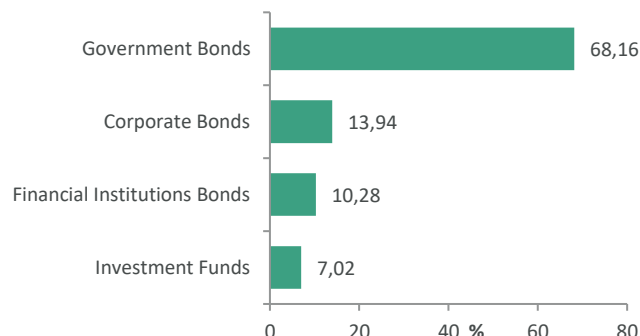
## Geographic allocation



## Asset allocation



## Sector allocation



SAVA INFOND, DRUŽBA ZA UPRAVLJANJE, D.O.O.

Ulica Eve Lovše 7, 2000 Maribor

Tel: 02 229 74 40, Fax: 02 229 74 89; E: info@infond.si

PERFORMANCE - 1 YR

**+8,16%**

PERFORMANCE - 3 YR

**+45,28%**

PERFORMANCE - 5 YR

**+67,01%**

Infond Umbrella Fund

# Infond Razviti trgi, developed markets equity subfund

## Investment policy

Infond Razviti trgi is an equity subfund of the Infond Umbrella Fund. It invests a minimum of 80% of its net assets in equities issued by companies anywhere in the developed world with no sectoral limitation.

As a product aligned with Article 8 of the SFDR Regulation, it promotes environmental and social characteristics, considering that the companies it invests in adhere to good governance practices. The sub-fund is not obligated to invest in sustainable investments under the SFDR and will not include investments that consider the EU criteria for environmentally sustainable economic activities.

## Suitable for

The subfund is suitable for investors who are willing to assume higher risk and invest over the long term.

## Top 10 Holdings as at 30.09.2025

	ISIN	%
NVIDIA	US67066G1040	4,99
MICROSOFT	US5949181045	4,81
APPLE	US0378331005	3,55
AMAZON	US0231351067	3,41
ALPHABET	US02079K3059	3,34
BROADCOM	US11135F1012	2,76
META PLATFORMS INC	US30303M1027	2,70
JPMORGAN CHASE	US46625H1005	2,42
ARISTA NETWORKS	US0404132054	1,73
ISHARES MSCI CANADA ETF	US4642865095	1,69

## Fund overview as at 30.09.2025

ISIN	SI0021400179
Net asset value (NAV)	€20,96
Total Net Assets (EUR)	122.032.500 €
Initial charge	max. 3%
Redemption fee	0%
Management fee	2,25%
Inception date	01.09.2004

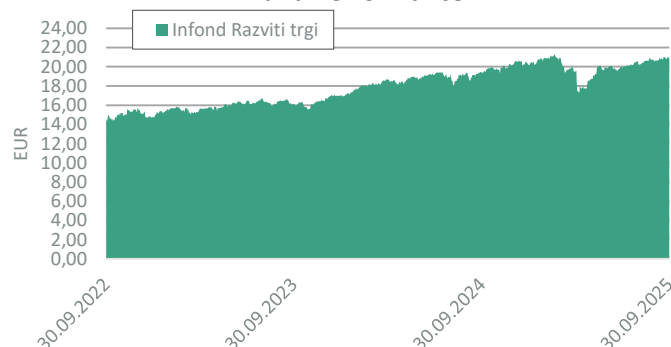
## The summary risk indicator



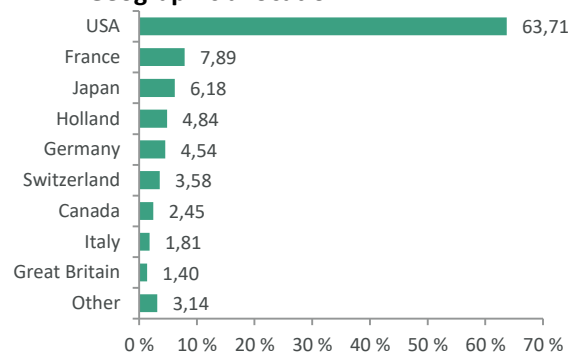
The risk indicator is based on the assumption that investor holds the fund for at least 5 years. The summary risk indicator is a guide to the level of risk of this product compared to other products. It shows how likely it is that the product will lose money because of movements in the markets or because we are not able to pay you.

We have classified the fund as 4 out of 7, which is a medium risk class. The summary risk indicator is based on an estimate of the magnitude of fluctuations in the value of the asset unit. Depending on the fund's operations in the future, the summary risk indicator may change. The lowest category does not mean a risk-free investment. The Fund does not use any protection for future market performance, so you may lose all or part of your investment.

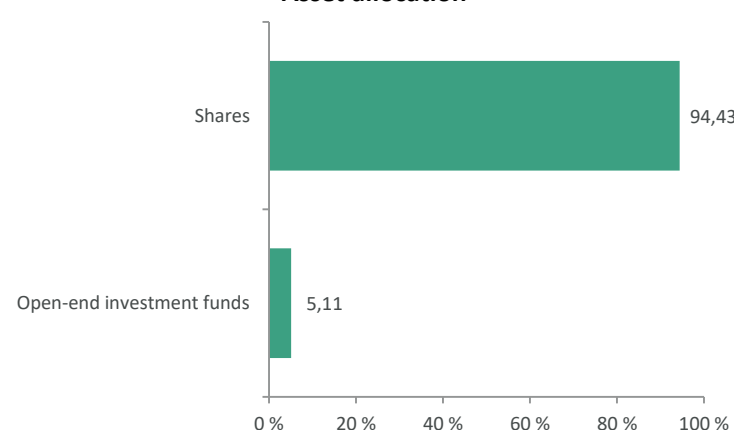
## Fund Performance



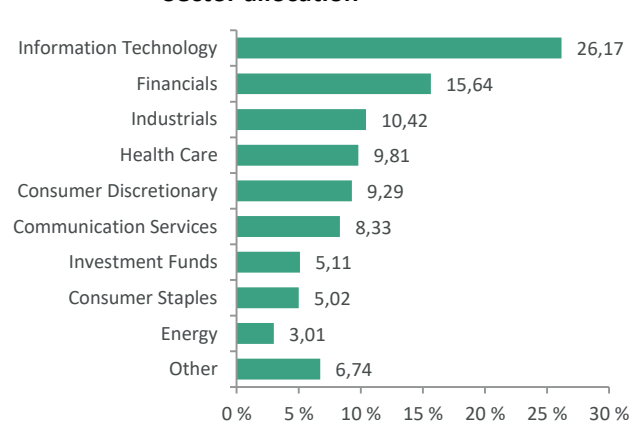
## Geographic allocation



## Asset allocation



## Sector allocation



SAVA INFOND, DRUŽBA ZA UPRAVLJANJE, D.O.O.

Ulica Eve Lovše 7, 2000 Maribor

Tel: 02 229 74 40, Fax: 02 229 74 89; E: info@infond.si

PERFORMANCE - 1 YR

**+5,34%**

PERFORMANCE - 3 YR

**+46,37%**

PERFORMANCE - 5 YR

**+59,66%**

Infond Umbrella Fund

# Infond Select, developed market equity subfund

## Investment policy

Infond Select is a global equity subfund of developed markets. The subfund has no sectoral limitation. Its assets are invested in a focused portfolio of between 25 and 40 high quality business that are potentially positioned for long-term growth.

As a product aligned with Article 8 of the SFDR Regulation, it promotes environmental and social characteristics, considering that the companies it invests in adhere to good governance practices. The sub-fund is not obligated to invest in sustainable investments under the SFDR and will not include investments that consider the EU criteria for environmentally sustainable economic activities.

## Suitable for

The subfund is suitable for investors who are willing to assume higher risk and invest over the long term.

## Top 10 Holdings as at 30.09.2025

	ISIN	%
MICROSOFT	US5949181045	5,84
META PLATFORMS INC	US30303M1027	4,89
NVIDIA	US67066G1040	4,82
AMAZON	US0231351067	4,77
ALPHABET	US02079K3059	4,16
THERMO FISHER SCIENTIFIC	US8835561023	3,95
BLACKROCK	US09290D1019	3,64
BROADCOM	US11135F1012	3,59
GENERAL ELECTRIC	US3696043013	3,27
SALESFORCE	US79466L3024	3,22

## Fund overview as at 30.09.2025

ISIN	SI0021400344
Net asset value (NAV)	€27,98
Total Net Assets (EUR)	31.347.518 €
Initial charge	max. 3%
Redemption fee	0%
Management fee	2,25%
Inception date	01.08.2007

## The summary risk indicator

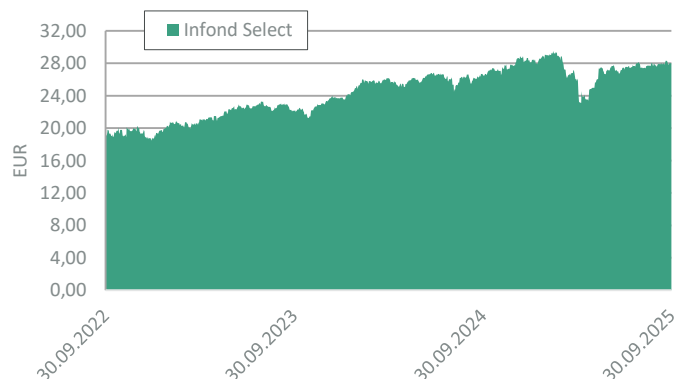


The risk indicator is based on the assumption that investor holds the fund for at least 5 years.

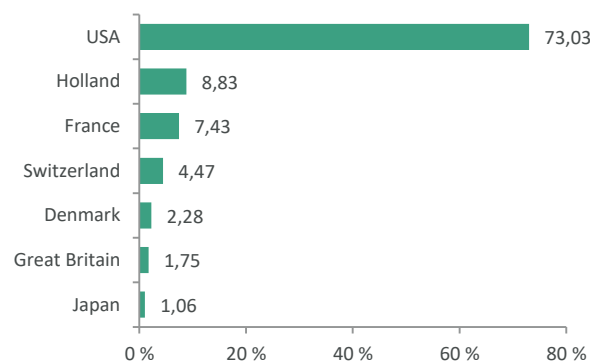
The summary risk indicator is a guide to the level of risk of this product compared to other products. It shows how likely it is that the product will lose money because of movements in the markets or because we are not able to pay you.

We have classified the fund as 4 out of 7, which is a medium risk class. The summary risk indicator is based on an estimate of the magnitude of fluctuations in the value of the asset unit. Depending on the fund's operations in the future, the summary risk indicator may change. The lowest category does not mean a risk-free investment. The Fund does not use any protection for future market performance, so you may lose all or part of your investment.

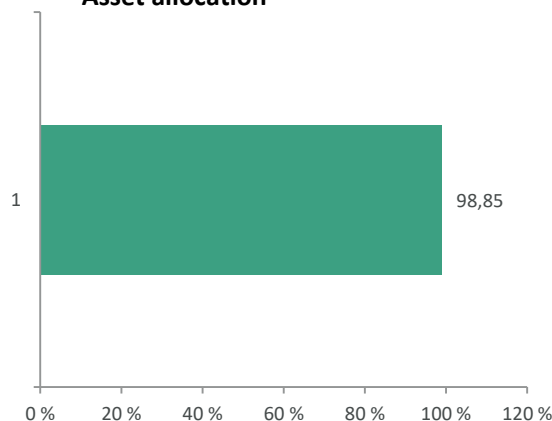
## Fund Performance



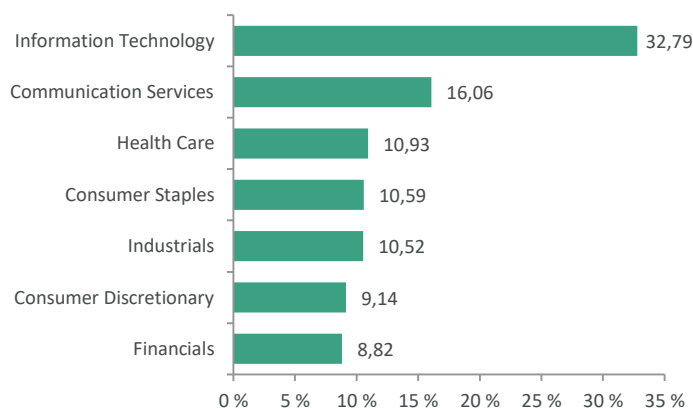
## Geographic allocation



## Asset allocation



## Sector allocation



SAVA INFOND, DRUŽBA ZA UPRAVLJANJE, D.O.O.

Ulica Eve Lovše 7, 2000 Maribor

Tel: 02 229 74 40, Fax: 02 229 74 89; E: info@infond.si



PERFORMANCE - 1 YR

**-1,51%**

PERFORMANCE - 3 YR

**+7,75%**

PERFORMANCE - 5 YR

**+133,58%**

Infond Umbrella Fund

# Infond Surovine in energija, equity subfund

## Investment policy

Infond Surovine in energija (Equity Subfund of Infond Umbrella Fund) invests primarily in common stocks and normally invests at least 80% of assets in securities of companies from sectors Energy and Materials, according to GICS classification.

The investment objective of the subfund does not include promoting environmental or social characteristics or sustainable investments, nor does it consider the EU criteria for environmentally sustainable economic activities. The subfund avoids investments in activities deemed harmful to society, such as thermal coal, tobacco, and operations related to controversial weapons.

## Suitable for

The subfund is suitable for investors who are willing to assume higher risk and invest over the long term.


## Top 10 Holdings as at 30.09.2025

	ISIN	%
EXXON MOBIL	US30231G1022	7,13
CHEVRON	US1667641005	5,44
LINDE	IE000S9YS762	4,83
AIR LIQUIDE	FR0000120073	4,69
ANTOFAGASTA	GB0000456144	4,18
BP PLC	GB0007980591	3,88
NEWMONT	US6516391066	3,81
CAMECO	CA13321L1085	3,69
SHELL	GB00BP6MXD84	3,23
BHP GROUP	AU000000BHP4	3,12

## Fund overview as at 30.09.2025

ISIN	SI0021400500
Net asset value (NAV)	€15,15
Total Net Assets (EUR)	7.543.085 €
Initial charge	max. 3%
Redemption fee	0%
Management fee	2,25%
Inception date	03.10.2005

## The summary risk indicator

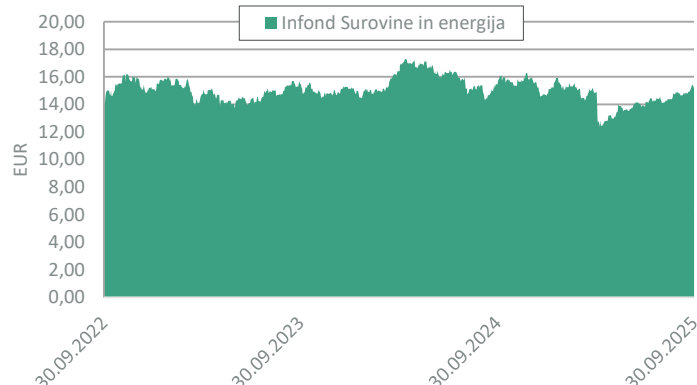


The risk indicator is based on the assumption that investor holds the fund for at least 5 years.

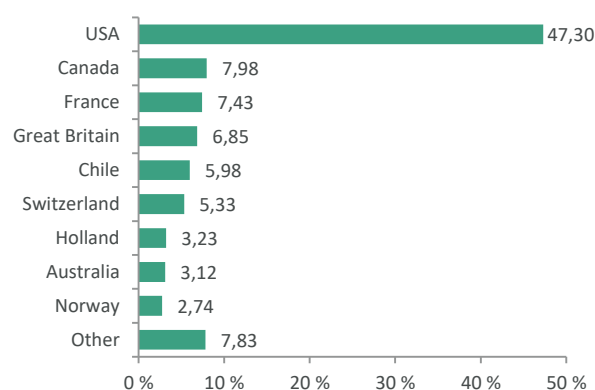
The summary risk indicator is a guide to the level of risk of this product compared to other products. It shows how likely it is that the product will lose money because of movements in the markets or because we are not able to pay you.

We have classified the fund as 5 out of 7, which is the medium-high risk class. The summary risk indicator is based on an estimate of the magnitude of fluctuations in the value of the asset unit. Depending on the fund's operations in the future, the summary risk indicator may change. The lowest category does not mean a risk-free investment. The Fund does not use any protection for future market performance, so you may lose all or part of your investment.

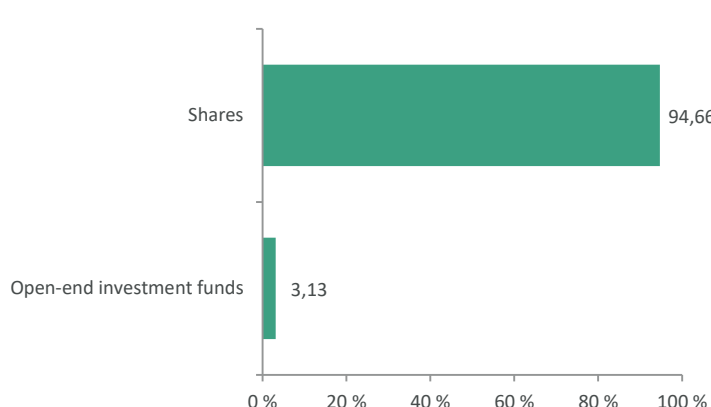
## Fund Performance



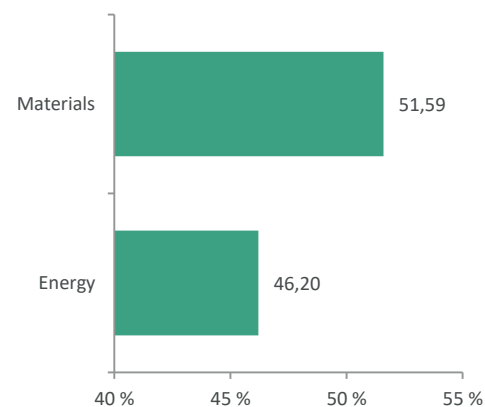
## Geographic allocation



## Asset allocation



## Sector allocation



SAVA INFOND, DRUŽBA ZA UPRAVLJANJE, D.O.O.

Ulica Eve Lovše 7, 2000 Maribor

Tel: 02 229 74 40, Fax: 02 229 74 89; E: info@infond.si

PERFORMANCE - 1 YR

**+23,52%**

PERFORMANCE - 3 YR

**+125,87%**

PERFORMANCE - 5 YR

**+122,41%**

Infond Umbrella Fund

# Infond Tehnologija, equity subfund

## Investment policy

Infond Tehnologija, the equity subfund of the Infond Umbrella Fund, invests primarily in equities of companies from IT and IT related companies without geographical limitation. As a product aligned with Article 8 of the SFDR Regulation, it promotes environmental and social characteristics, considering that the companies it invests in adhere to good governance practices. The sub-fund is not obligated to invest in sustainable investments under the SFDR and will not include investments that consider the EU criteria for environmentally sustainable economic activities.

## Suitable for

The subfund is suitable for investors who are willing to assume higher risk and invest over the long term.

## Top 10 Holdings as at 30.09.2025

	ISIN	%
NVIDIA	US67066G1040	8,66
ARISTA NETWORKS	US0404132054	8,53
BROADCOM	US11135F1012	8,08
SERVICENOW	US81762P1021	7,09
ASML HOLDING	NL0010273215	4,83
TAIWAN SEMICONDUCTOR	US8740391003	4,51
ALPHABET	US02079K3059	4,47
MARVELL	US5738741041	4,30
MICROSOFT	US5949181045	4,00
AMAZON	US0231351067	3,97

## Fund overview as at 30.09.2025

ISIN	SI0021400914
Net asset value (NAV)	€170,74
Total Net Assets (EUR)	284.653.479 €
Initial charge	max. 3%
Redemption fee	0%
Management fee	2,25%
Inception date	01.10.2007

## The summary risk indicator

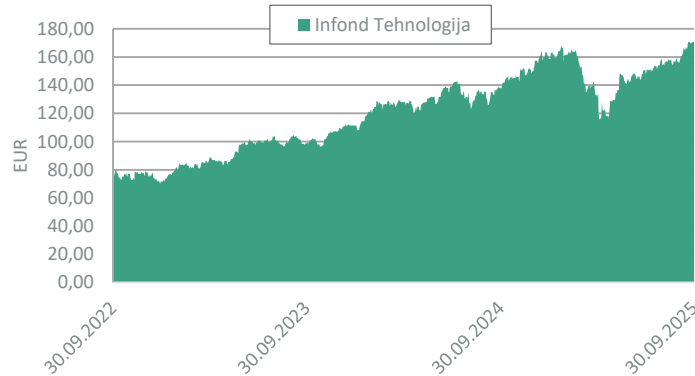


The risk indicator is based on the assumption that investor holds the fund for at least 5 years.

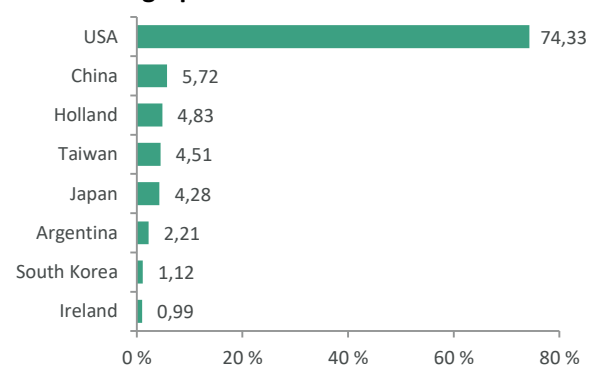
The summary risk indicator is a guide to the level of risk of this product compared to other products. It shows how likely it is that the product will lose money because of movements in the markets or because we are not able to pay you.

We have classified the fund as 5 out of 7, which is a medium-high risk class. The summary risk indicator is based on an estimate of the magnitude of fluctuations in the value of the asset unit. Depending on the fund's operations in the future, the summary risk indicator may change. The lowest category does not mean a risk-free investment. The Fund does not use any protection for future market performance, so you may lose all or part of your investment.

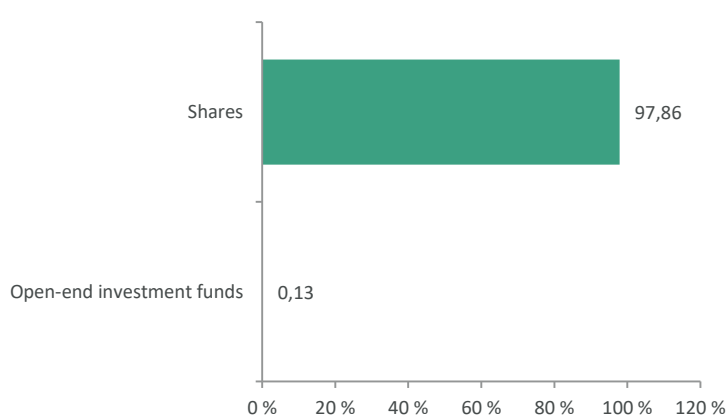
## Fund Performance



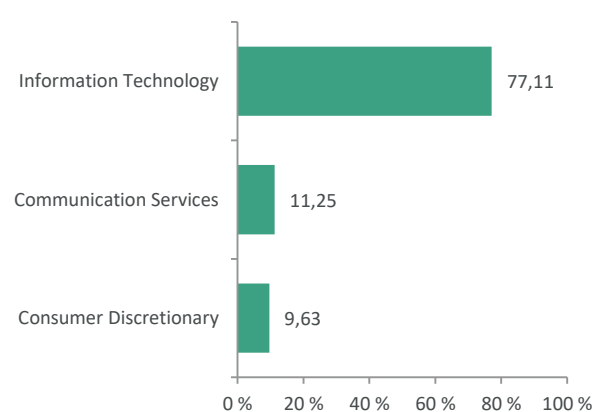
## Geographic allocation



## Asset allocation



## Sector allocation



SAVA INFOND, DRUŽBA ZA UPRAVLJANJE, D.O.O.

Ulica Eve Lovše 7, 2000 Maribor

Tel: 02 229 74 40, Fax: 02 229 74 89; E: info@infond.si

PERFORMANCE - 1 YR

**+15,23%**

PERFORMANCE - 3 YR

**+42,52%**

PERFORMANCE - 5 YR

**+29,81%**

Infond Umbrella Fund

# Infond Trgi v razvoju, equity subfund

## Investment policy

Infond Trgi v razvoju (Equity Subfund of Infond Umbrella Fund) invests primarily in equities of companies based in the Emerging markets, without sectoral limitation. The investment objective of the subfund does not include promoting environmental or social characteristics or sustainable investments, nor does it consider the EU criteria for environmentally sustainable economic activities. The subfund avoids investments in activities deemed harmful to society, such as thermal coal, tobacco, and operations related to controversial weapons.

## Suitable for

The subfund is suitable for investors who are willing to assume higher risk and invest over the long term.

## Top 10 Holdings as at 30.09.2025

	ISIN	%
TAIWAN SEMICONDUCTOR	US8740391003	9,20
TENCENT HOLDINGS	KYG875721634	5,58
XIAOMI	KYG9830T1067	5,41
NASPERS	ZAE000351946	4,27
ISHARES MSCI TAIWAN INDEX FUND	US46434G7723	4,09
SAMSUNG	US7960508882	3,99
ALIBABA GROUP HOLDING	KYG017191142	3,70
000660 KS	KR7000660001	3,20
MERCADOLIBRE	US58733R1023	3,02
SOUTHERN COPPER CORPORATION	US84265V1052	2,81

## Fund overview as at 30.09.2025

ISIN	SI0021400518
Net asset value (NAV)	€32,59
Total Net Assets (EUR)	38.247.073 €
Initial charge	max. 3%
Redemption fee	0%
Management fee	2,25%
Inception date	03.10.2005

## The summary risk indicator

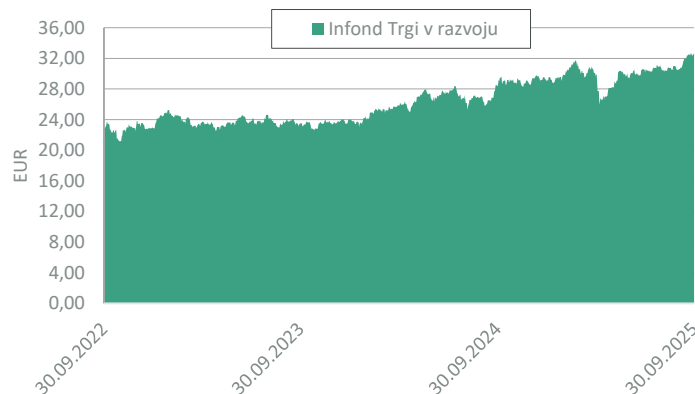


The risk indicator is based on the assumption that investor holds the fund for at least 5 years.

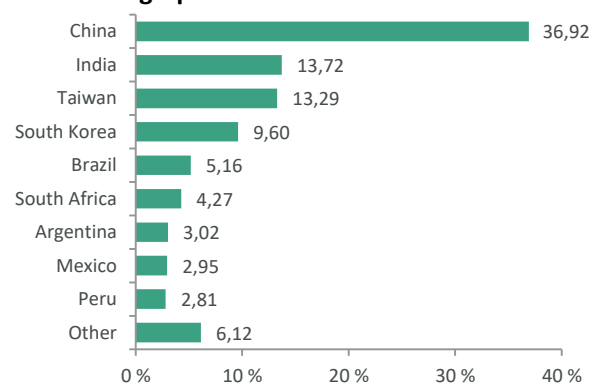
The summary risk indicator is a guide to the level of risk of this product compared to other products. It shows how likely it is that the product will lose money because of movements in the markets or because we are not able to pay you.

We have classified the fund as 4 out of 7, which is a medium risk class. The summary risk indicator is based on an estimate of the magnitude of fluctuations in the value of the asset unit. Depending on the fund's operations in the future, the summary risk indicator may change. The lowest category does not mean a risk-free investment. The Fund does not use any protection for future market performance, so you may lose all or part of your investment.

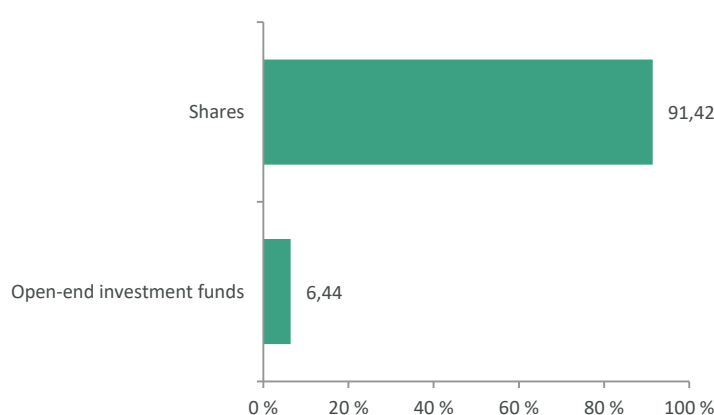
## Fund Performance



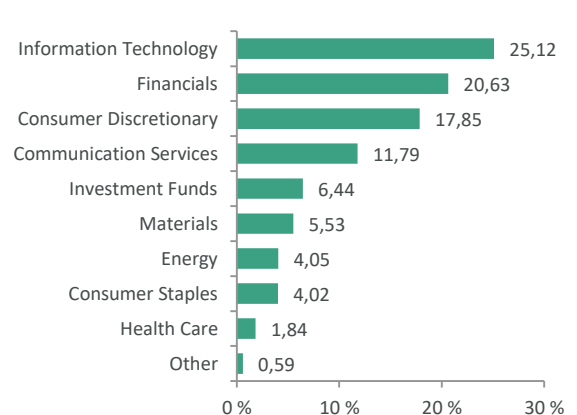
## Geographic allocation



## Asset allocation



## Sector allocation



SAVA INFOND, DRUŽBA ZA UPRAVLJANJE, D.O.O.

Ulica Eve Lovše 7, 2000 Maribor

Tel: 02 229 74 40, Fax: 02 229 74 89; E: info@infond.si

PERFORMANCE - 1 YR

**+6,60%**

PERFORMANCE - 3 YR

**+46,39%**

PERFORMANCE - 5 YR

**+78,64%**

Infond Umbrella Fund

# Infond ZDA, equity subfund

## Investment policy

Infond ZDA invests mainly in the shares of companies with the registered office or predominant part of operations in United States of America. The fund has no sectoral limitation.

As a product aligned with Article 8 of the SFDR Regulation, it promotes environmental and social characteristics, considering that the companies it invests in adhere to good governance practices. The sub-fund is not obligated to invest in sustainable investments under the SFDR and will not include investments that consider the EU criteria for environmentally sustainable economic activities.

## Suitable for

The subfund is suitable for investors who are willing to assume higher risk and invest over the long term.

## Top 10 Holdings as at 30.09.2025

	ISIN	%
NVIDIA	US67066G1040	7,83
MICROSOFT	US5949181045	5,83
APPLE	US0378331005	4,74
ALPHABET	US02079K3059	4,72
AMAZON	US0231351067	4,42
META PLATFORMS INC	US30303M1027	3,66
BROADCOM	US11135F1012	3,09
GENERAL ELECTRIC	US3696043013	2,58
APPLIED MATERIALS	US0382221051	2,32
SALESFORCE	US79466L3024	2,32

## Fund overview as at 30.09.2025

ISIN	SI0021400534
Net asset value (NAV)	€44,89
Total Net Assets (EUR)	25.885.955 €
Initial charge	max. 3%
Redemption fee	0%
Management fee	2,25%
Inception date	04.06.2007

## The summary risk indicator

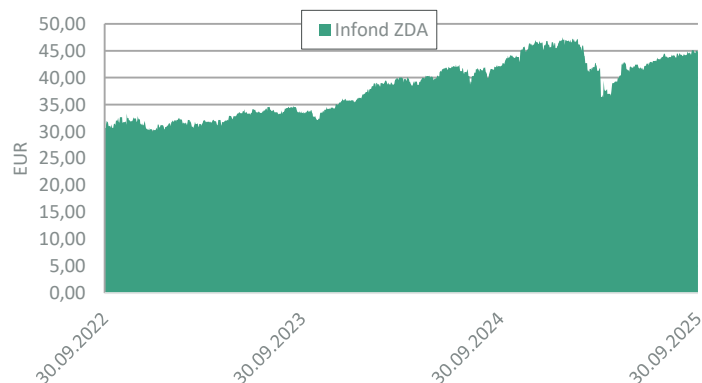


The risk indicator is based on the assumption that investor holds the fund for at least 5 years.

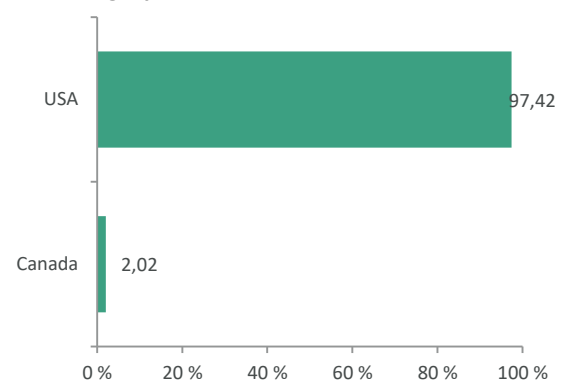
The summary risk indicator is a guide to the level of risk of this product compared to other products. It shows how likely it is that the product will lose money because of movements in the markets or because we are not able to pay you.

We have classified the fund as 4 out of 7, which is a medium risk class. The summary risk indicator is based on an estimate of the magnitude of fluctuations in the value of the asset unit. Depending on the fund's operations in the future, the summary risk indicator may change. The lowest category does not mean a risk-free investment. The Fund does not use any protection for future market performance, so you may lose all or part of your investment.

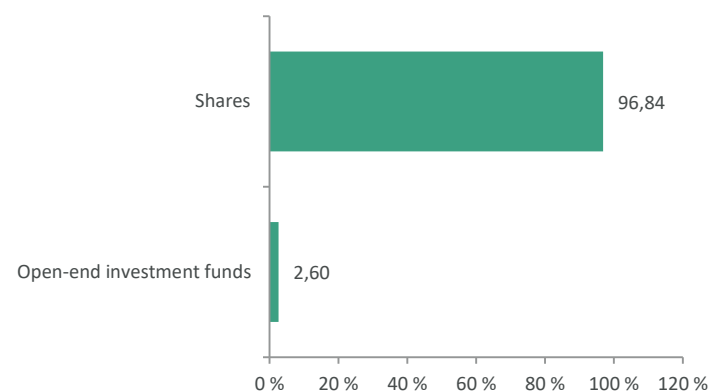
## Fund Performance



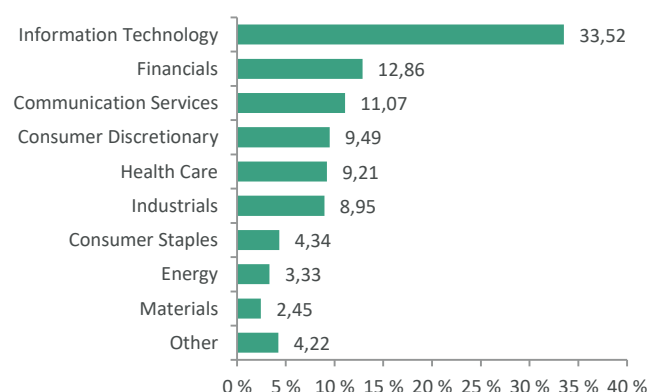
## Geographic allocation



## Asset allocation



## Sector allocation



SAVA INFOND, DRUŽBA ZA UPRAVLJANJE, D.O.O.

Ulica Eve Lovše 7, 2000 Maribor

Tel: 02 229 74 40, Fax: 02 229 74 89; E: info@infond.si

PERFORMANCE - 1 YR

**-16,36%**

PERFORMANCE - 3 YR

**-7,23%**

PERFORMANCE - 5 YR

**+16,28%**

Infond Umbrella Fund

# Infond Zdravstvo, equity subfund

## Investment policy

Infond Zdravstvo, equity subfund of Infond Umbrella fund invests mainly in the shares of sectorally limited portfolios of companies from the Healthcare sector (pharmaceuticals and biotechnology, medical equipment industry...).

As a product aligned with Article 8 of the SFDR Regulation, it promotes environmental and social characteristics, considering that the companies it invests in adhere to good governance practices. The sub-fund is not obligated to invest in sustainable investments under the SFDR and will not include investments that consider the EU criteria for environmentally sustainable economic activities.

## Suitable for

The subfund is suitable for investors who are willing to assume higher risk and invest over the long term.

## Top 10 Holdings as at 30.09.2025

	ISIN	%
ELI LILY & CO	US5324571083	8,65
BOSTON SCIENTIFIC	US1011371077	4,86
ABBVIE	US00287Y1091	4,85
UNITEDHEALTH	US91324P1021	4,56
ASTRAZENECA	GB0009895292	4,54
ROCHE HOLDING	CH0012032048	4,21
ABBOTT LABORATORIES	US0028241000	4,14
INTUITIVE SURGICAL	US46120E6023	4,04
NOVARTIS	CH0012005267	3,80
MERCK & CO	US58933Y1055	3,67

## Fund overview as at 30.09.2025

ISIN	SI0021400526
Net asset value (NAV)	€40,12
Total Net Assets (EUR)	33.356.080 €
Initial charge	max. 3%
Redemption fee	0%
Management fee	2,25%
Inception date	04.06.2007

## The summary risk indicator

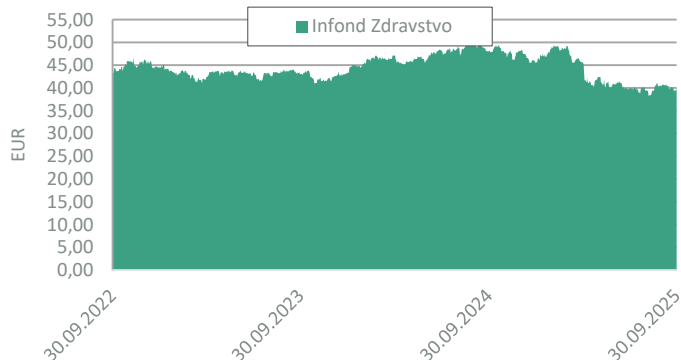


The risk indicator is based on the assumption that investor holds the fund for at least 5 years.

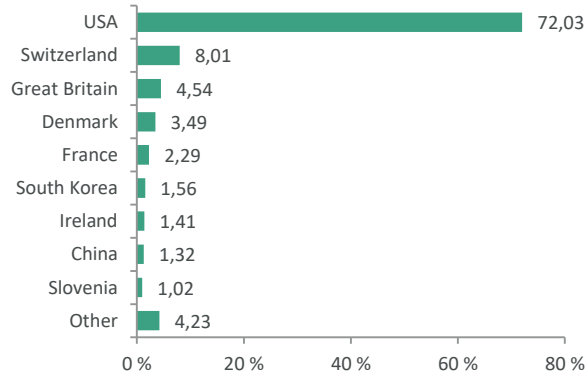
The summary risk indicator is a guide to the level of risk of this product compared to other products. It shows how likely it is that the product will lose money because of movements in the markets or because we are not able to pay you.

We have classified the fund as 4 out of 7, which is a medium risk class. The summary risk indicator is based on an estimate of the magnitude of fluctuations in the value of the asset unit. Depending on the fund's operations in the future, the summary risk indicator may change. The lowest category does not mean a risk-free investment. The Fund does not use any protection for future market performance, so you may lose all or part of your investment.

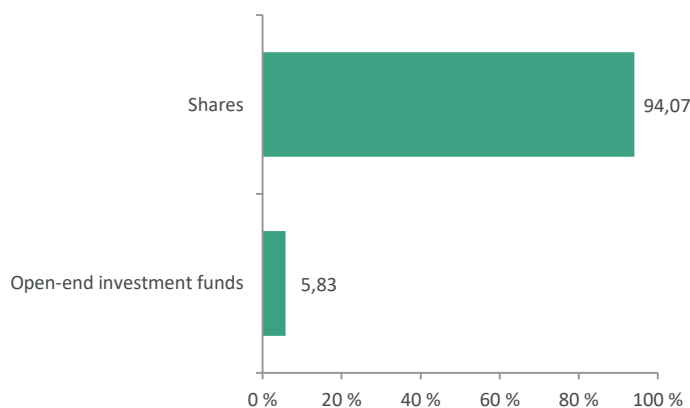
## Geographic allocation



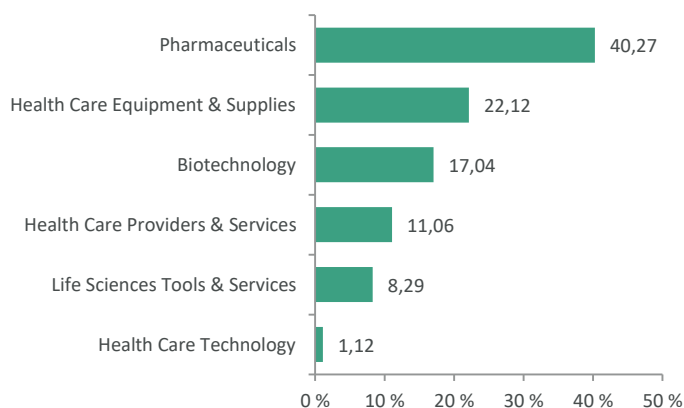
## Geographic allocation



## Asset allocation



## Sector allocation



SAVA INFOND, DRUŽBA ZA UPRAVLJANJE, D.O.O.

Ulica Eve Lovše 7, 2000 Maribor

Tel: 02 229 74 40, Fax: 02 229 74 89; E: info@infond.si



Please refer to the Prospectus, including the management rules of the Infond Umbrella Fund, and the Key Investor Information Document of each subfund. All documents and information regarding the operations of the Infond Umbrella Fund subfunds are published on the website [www.infond.si](http://www.infond.si), under the presentation tabs of each individual subfund in Slovene language.

The subfunds included in the monthly report of the Infond Umbrella Fund are suitable for investors who plan to save in the fund for at least the recommended number of years, are willing to take on certain investment risks, and are aware of the possibility of loss of assets. The funds are intended for investors who have free financial resources and wish to diversify them into various forms of investments. Investors do not need specific knowledge and experience with mutual funds and financial markets to invest in the fund.

The subfunds of the Infond Umbrella Fund are actively managed. The performance is measured against the benchmark index, which is stated in the Key Investor Information Document of each subfund. The fund's investment portfolio is not constrained by the investment structure of the benchmark index, but part of the fund's investments often also constitute a part of the benchmark index.

Past performance does not predict future returns. The maximum entry fees can reach up to 3%, and the maximum exit fees up to 3%. The mentioned fees reduce the displayed return. Future performance is subject to taxation which depends on the personal situation of each investor, and which may change in the future. What you will get will vary depending on how the market performs and how long you keep the investment.

Sava Infond, družba za upravljanje, d.o.o., Ulica Eve Lovše 7, SI-2000 Maribor.

Tel.: +386 2 229 7440, Mail: [info\(at\)infond.si](mailto:info(at)infond.si), [www.infond.si](http://www.infond.si). Our languages of communication are Slovene, English and German.