



**SAVA**  
I N F O N D

## Infond Funds FACT SHEETS

Infond Dividendni

Infond Družbeno odgovorni

Infond Evropa

Infond Globalni defenzivni

Infond Globalni delniški

Infond Globalni fleksibilni

Infond Globalni uravnoreženi

Infond Kitajska

Infond Kratkoročne obveznice - EUR

Infond Megatrendi

Infond Naložbeni cilj 2040

Infond Obvezniški - EUR

Infond Razviti trgi

Infond Select

Infond Surovine in energija

Infond Tehnologija

Infond Trgi v razvoju

Infond ZDA

Infond Zdravstvo



PERFORMANCE - 1 YR

**+9,58%**

PERFORMANCE - 3 YR

**+21,51%**

PERFORMANCE - 5 YR

**+12,88%**

Infond Umbrella Fund

# Infond Dividendni, developed market equity subfund

## Investment policy

The sub-fund systematically selects investments in companies that regularly pay dividends.

The investment objective of the sub-fund does not include promoting environmental or social characteristics or sustainable investments, nor does it consider the EU criteria for environmentally sustainable economic activities. The sub-fund avoids investments in activities deemed harmful to society, such as thermal coal, tobacco, and operations related to controversial weapons.

## Suitable for

The subfund is suitable for investors who are willing to assume higher risk and invest over the long term.

## Top 10 Holdings as at 29.05.2026

	ISIN	%
HONEYWELL	US4385161066	3,28
SIEMENS	DE0007236101	3,05
SCHNEIDER ELECTRIC	FR0000121972	3,03
NESTLE	CH0038863350	3,01
COCA COLA COMPANY	US1912161007	2,94
PEPSI	US7134481081	2,93
UNILEVER	GB00BVZK7T90	2,93
UNION PACIFIC	US9078181081	2,91
PROCTER & GAMBLE	US7427181091	2,91
TOTAL	FR0000120271	2,77

## Fund overview as at 29.05.2026

ISIN	SI0021401342
Net asset value (NAV)	€12,84
Total Net Assets (EUR)	9.541.197 €
Initial charge	max. 3%
Redemption fee	0%
Management fee	2,25%
Inception date	11.12.2010

## The summary risk indicator

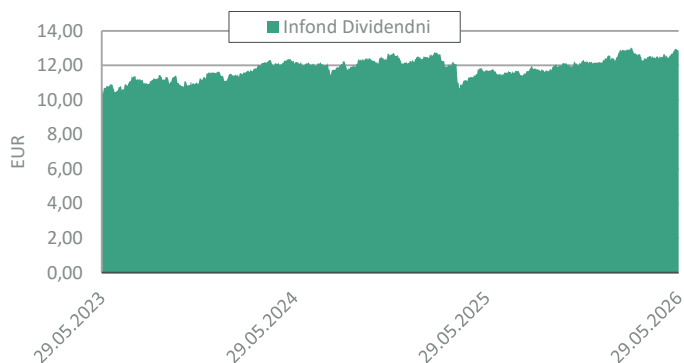


The risk indicator is based on the assumption that investor holds the fund for at least 5 years.

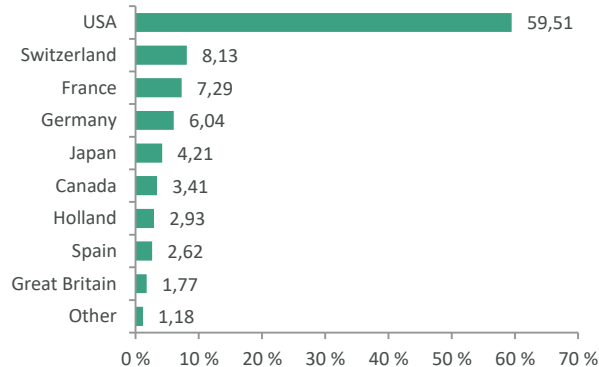
The summary risk indicator is a guide to the level of risk of this product compared to other products. It shows how likely it is that the product will lose money because of movements in the markets or because we are not able to pay you.

We have classified the fund as 4 out of 7, which is a medium risk class. The summary risk indicator is based on an estimate of the magnitude of fluctuations in the value of the asset unit. Depending on the fund's operations in the future, the summary risk indicator may change. The lowest category does not mean a risk-free investment. The Fund does not use any protection for future market performance, so you may lose all or part of your investment.

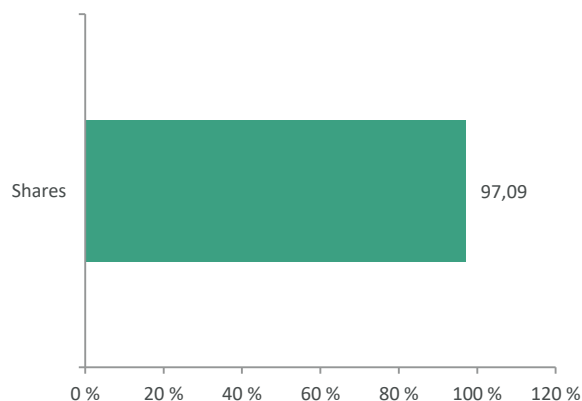
## Fund Performance



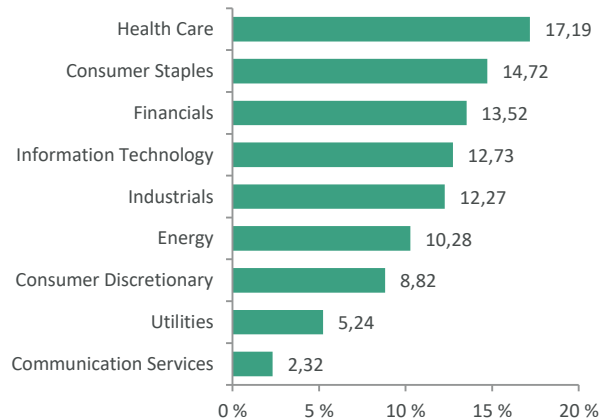
## Geographic allocation



## Asset allocation



## Sector allocation



SAVA INFOND, DRUŽBA ZA UPRAVLJANJE, D.O.O.

Ulica Eve Lovše 7, 2000 Maribor

Tel: 02 229 74 40, Fax: 02 229 74 89; E: info@infond.si

PERFORMANCE - 1 YR

**+28,12%**

PERFORMANCE - 3 YR

**+45,17%**

PERFORMANCE - 5 YR

**+51,57%**

Infond Umbrella Fund

# Infond Družbeno odgovorni, developed markets equity subfund

**Investment policy**

The subfund primarily invests in stocks and equity target funds, with a regional focus predominantly on developed markets. It is a SFDR Article 8 complied, so it selects shares of globally recognized companies that meet both financial criteria and socially responsible business practices in line with the ESG strategy of Infond Družbeno odgovorni (Sustainability Investment Policy, www.infond.si).

**Suitable for**

The subfund is suitable for investors who are willing to assume higher risk and invest over the long term.

**Top 10 Holdings as at 29.05.2026**

	ISIN	%
NVIDIA	US67066G1040	6,19
TAIWAN SEMICONDUCTOR	US8740391003	4,93
ALPHABET	US02079K3059	4,38
LAM RESEARCH	US5128073062	4,21
FIRST SOLAR	US3364331070	3,62
UNITEDHEALTH	US91324P1021	3,61
ASML HOLDING	NL0010273215	3,48
MICROSOFT	US5949181045	3,37
NOVO NORDISK	DK0062498333	3,09
ABB	CH0012221716	3,07

**Fund overview as at 29.05.2026**

ISIN	S10021400880
Net asset value (NAV)	€74,55
Total Net Assets (EUR)	29.856.853 €
Initial charge	max. 3%
Redemption fee	0%
Management fee	2,25%
Inception date	21.04.2005

**The summary risk indicator**

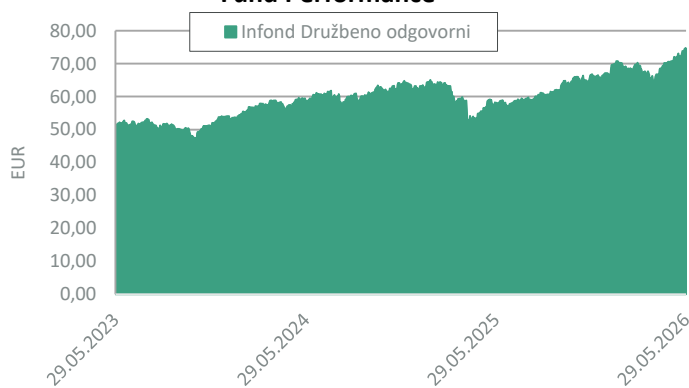


The risk indicator is based on the assumption that investor holds the fund for at least 5 years.

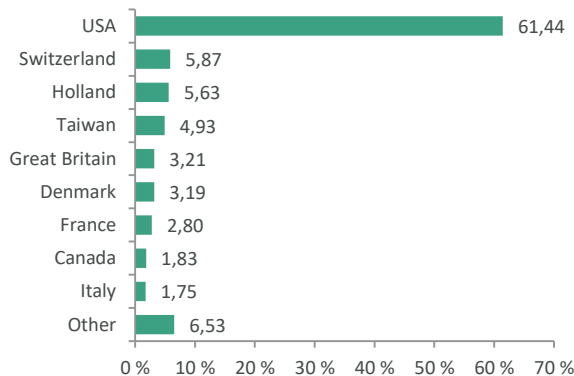
The summary risk indicator is a guide to the level of risk of this product compared to other products. It shows how likely it is that the product will lose money because of movements in the markets or because we are not able to pay you.

We have classified the fund as 4 out of 7, which is a medium risk class. The summary risk indicator is based on an estimate of the magnitude of fluctuations in the value of the asset unit. Depending on the fund's operations in the future, the summary risk indicator may change. The lowest category does not mean a risk-free investment. The Fund does not use any protection for future market performance, so you may lose all or part of your investment.

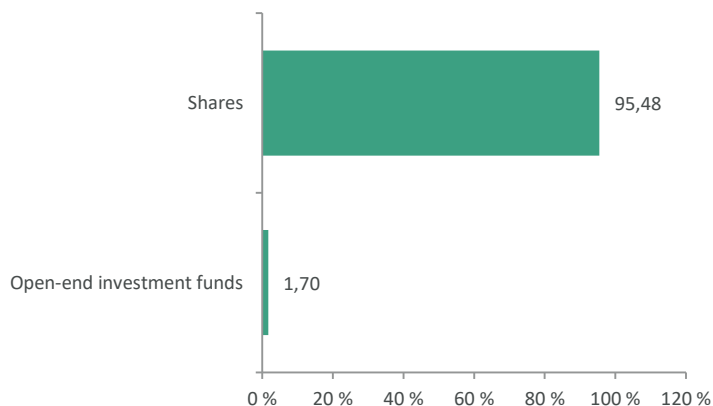
**Fund Performance**



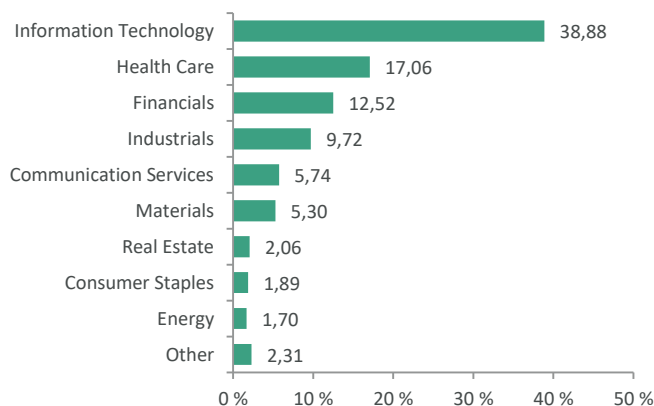
**Geographic allocation**



**Asset allocation**



**Sector allocation**



SAVA INFOND, DRUŽBA ZA UPRAVLJANJE, D.O.O.

Ulica Eve Lovše 7, 2000 Maribor

Tel: 02 229 74 40, Fax: 02 229 74 89; E: info@infond.si

PERFORMANCE - 1 YR

**+7,32%**

PERFORMANCE - 3 YR

**+29,74%**

PERFORMANCE - 5 YR

**+34,90%**

Infond Umbrella Fund

# Infond Evropa, equity subfund

### Investment policy

The subfund invests at least 85% of its assets in stocks and shares or units of equity target funds, with a regional focus on Europe. It has no sectoral limitations. It qualifies as a product under Article 8 of the SFDR Regulation, as it promotes environmental and social characteristics, considering that the companies it invests in adhere to good governance practices. The subfund is not obligated to invest in sustainable investments under the SFDR and will not include investments that consider the EU criteria for environmentally sustainable economic activities.

### Suitable for

The subfund is suitable for investors who are willing to assume higher risk and invest over the long term.

### Top 10 Holdings as at 29.05.2026

	ISIN	%
ASML HOLDING	NL0010273215	7,14
ING GROEP	NL0011821202	4,29
BANCO SANTANDER	ES0113900J37	4,22
INTESA SANPAOLO	IT0000072618	3,62
BNP PARIBAS	FR0000131104	3,43
SCHNEIDER ELECTRIC	FR0000121972	3,41
SIEMENS	DE0007236101	3,41
ABB	CH0012221716	3,38
SIEMENS ENERGY	DE000ENER6Y0	3,03
ASM INTERNATIONAL	NL0000334118	2,92

### Fund overview as at 29.05.2026

ISIN	S10021400492
Net asset value (NAV)	€8,11
Total Net Assets (EUR)	14.163.590 €
Initial charge	max. 3%
Redemption fee	0%
Management fee	2,25%
Inception date	15.11.2004

### The summary risk indicator

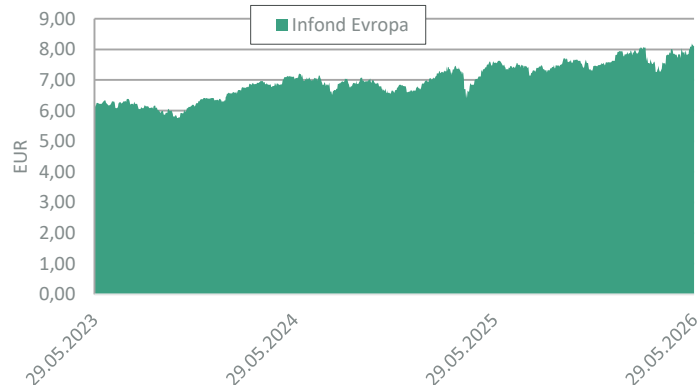


The risk indicator is based on the assumption that investor holds the fund for at least 5 years.

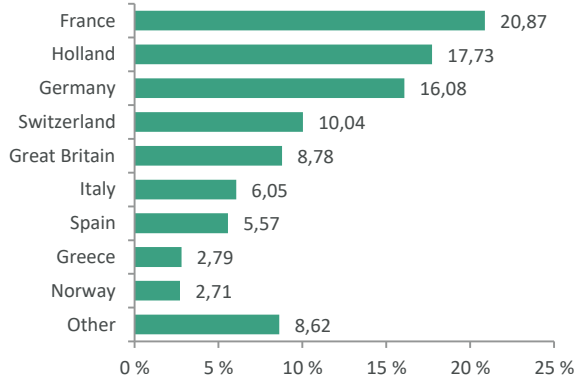
The summary risk indicator is a guide to the level of risk of this product compared to other products. It shows how likely it is that the product will lose money because of movements in the markets or because we are not able to pay you.

We have classified the fund as 4 out of 7, which is a medium risk class. The summary risk indicator is based on an estimate of the magnitude of fluctuations in the value of the asset unit. Depending on the fund's operations in the future, the summary risk indicator may change. The lowest category does not mean a risk-free investment. The Fund does not use any protection for future market performance, so you may lose all or part of your investment.

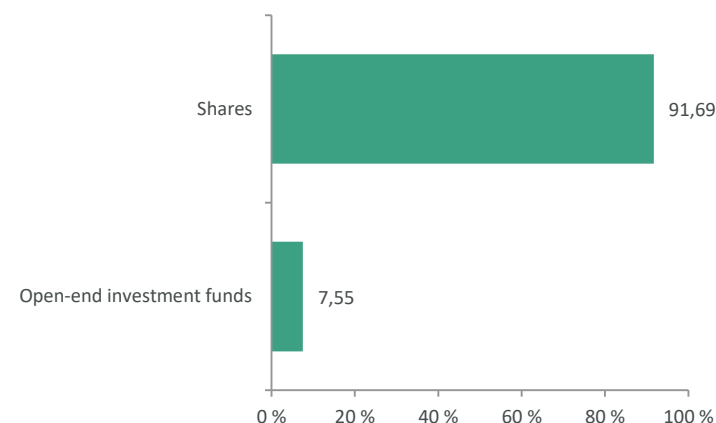
### Fund Performance



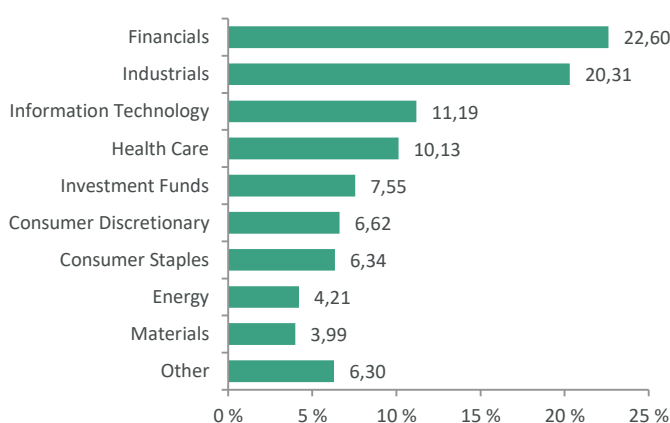
### Geographic allocation



### Asset allocation



### Sector allocation



SAVA INFOND, DRUŽBA ZA UPRAVLJANJE, D.O.O.

Ulica Eve Lovše 7, 2000 Maribor

Tel: 02 229 74 40, Fax: 02 229 74 89; E: info@infond.si

PERFORMANCE - 1 YR

**+5,75%**

PERFORMANCE - 3 YR

**+18,33%**

PERFORMANCE - 5 YR

**+8,12%**

Infond Umbrella Fund

# Infond Globalni defenzivni, mixed subfund

**Investment policy**

A global mixed defensive subfund with an emphasis on lower volatility and investment stability. Up to 35% of its assets are invested in global equities with no sectoral limitations. As a product aligned with Article 8 of the SFDR Regulation, it promotes environmental and social characteristics, considering that the companies it invests in adhere to good governance practices. The subfund is not obligated to invest in sustainable investments under the SFDR and will not include investments that consider the EU criteria for environmentally sustainable economic activities.

**Suitable for**

The subfund is suitable for investors who are willing to assume modest risk and invest over the long term.

**Top 10 Holdings as at 29.05.2026**

	ISIN	%
REPUBLIC OF SERBIA - SERBIA 1.5	XS2015296465	2,98
SJJ - SIJ9	SI0032105247	2,82
ERSTE BANK - ERSTBK 0.875	AT0000A2GH08	2,56
FRANCE - FRTR 0.5	FR0013407236	2,43
ROMANIA - ROMANI 2.875	XS1420357318	2,39
HUNGARIAN DEVELOPMENT BANK - MAGYAR 4.375	XS3081701362	2,38
000660 KS	KR7000660001	2,21
FRANCE - FRTR 4.5	FR0010773192	2,18
REPUBLIC OF BULGARIA - BGARIA 2.625	XS1208855889	2,05
NEXT FUNDS JPX NIKKEI 400	JP3047670009	1,95

**Fund overview as at 29.05.2026**

ISIN	SI0021400476
Net asset value (NAV)	€44,81
Total Net Assets (EUR)	26.935.877 €
Initial charge	max. 3%
Redemption fee	0%
Management fee	1,65%
Inception date	01.07.1995

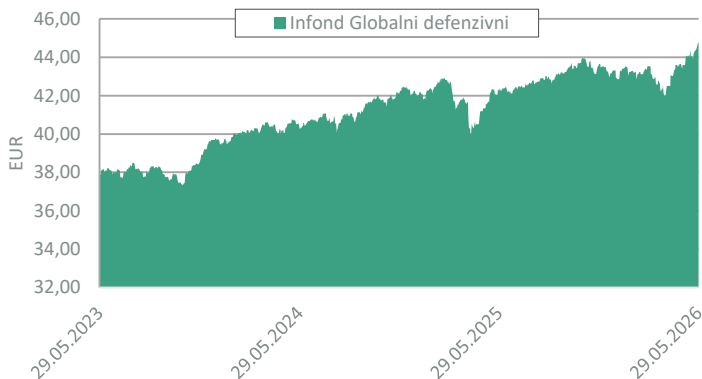
**The summary risk indicator**



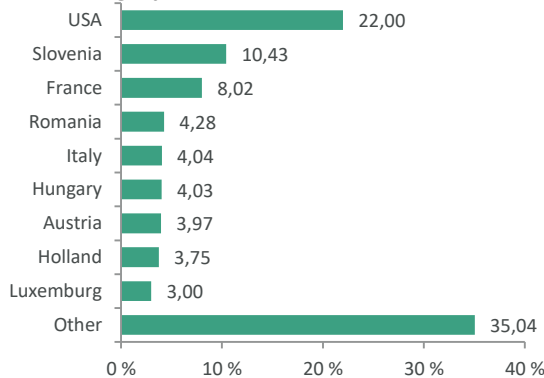
The risk indicator is based on the assumption that investor holds the fund for at least 3 years. The summary risk indicator is a guide to the level of risk of this product compared to other products. It shows how likely it is that the product will lose money because of movements in the markets or because we are not able to pay you.

We have classified the fund as 3 out of 7, which is a medium-low risk class. The summary risk indicator is based on an estimate of the magnitude of fluctuations in the value of the asset unit. Depending on the fund's operations in the future, the summary risk indicator may change. The lowest category does not mean a risk-free investment. The Fund does not use any protection for future market performance, so you may lose all or part of your investment.

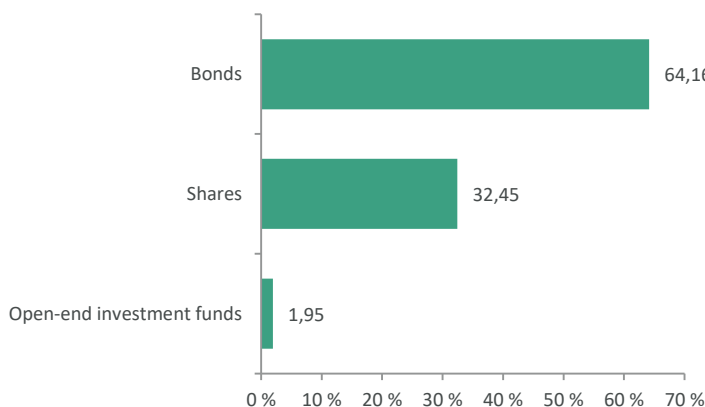
**Fund Performance**



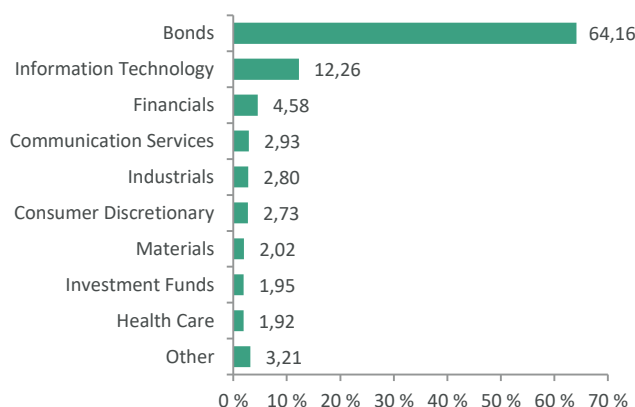
**Geographic allocation**



**Asset allocation**



**Sector allocation**



SAVA INFOND, DRUŽBA ZA UPRAVLJANJE, D.O.O.

Ulica Eve Lovše 7, 2000 Maribor

Tel: 02 229 74 40, Fax: 02 229 74 89; E: info@infond.si

PERFORMANCE - 1 YR

**+34,19%**

PERFORMANCE - 3 YR

**+66,86%**

PERFORMANCE - 5 YR

**+65,46%**

Infond Umbrella Fund

# Infond Globalni delniški, equity subfund

**Investment policy**

Infond Globalni delniški is a global equity subfund, that invests in equities issued by companies worldwide with no sectoral limitation. At least 20 % of its assets is invested in developing countries.

As a product aligned with Article 8 of the SFDR Regulation, it promotes environmental and social characteristics, considering that the companies it invests in adhere to good governance practices. The sub-fund is not obligated to invest in sustainable investments under the SFDR and will not include investments that consider the EU criteria for environmentally sustainable economic activities.

**Suitable for**

The subfund is suitable for investors who are willing to assume higher risk and invest over the long term.

**Top 10 Holdings as at 29.05.2026**

	ISIN	%
000660 KS	KR7000660001	5,21
SAMSUNG	US7960508882	4,17
TAIWAN SEMICONDUCTOR	US8740391003	3,80
NVIDIA	US67066G1040	3,73
ALPHABET	US02079K3059	3,55
AMAZON	US0231351067	2,53
MICROSOFT	US5949181045	2,19
MICRON TECHNOLOGY	US5951121038	2,05
ISHARES MSCI TAIWAN INDEX FUND	US46434G7723	2,02
APPLIED MATERIALS	US0382221051	2,01

**Fund overview as at 29.05.2026**

ISIN	SI0021401136
Net asset value (NAV)	€14,66
Total Net Assets (EUR)	174.862.078 €
Initial charge	max. 3%
Redemption fee	0%
Management fee	2,25%
Inception date	10.10.2008

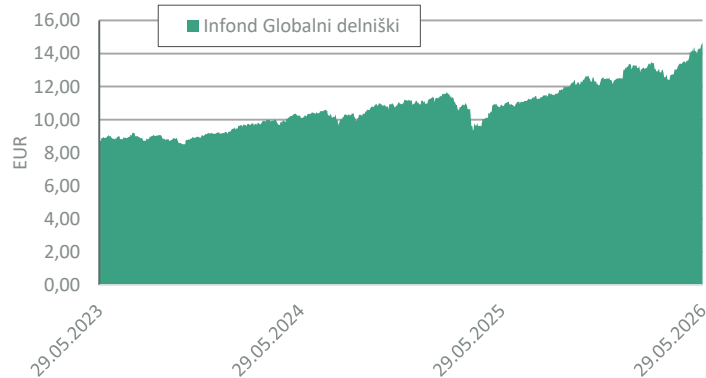
**The summary risk indicator**



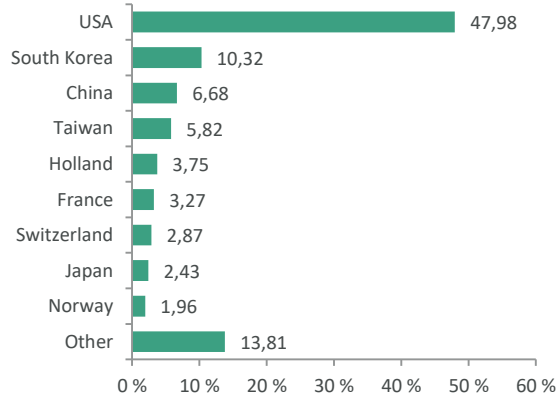
The risk indicator is based on the assumption that investor holds the fund for at least 5 years. The summary risk indicator is a guide to the level of risk of this product compared to other products. It shows how likely it is that the product will lose money because of movements in the markets or because we are not able to pay you.

We have classified the fund as 4 out of 7, which is a medium risk class. The summary risk indicator is based on an estimate of the magnitude of fluctuations in the value of the asset unit. Depending on the fund's operations in the future, the summary risk indicator may change. The lowest category does not mean a risk-free investment. The Fund does not use any protection for future market performance, so you may lose all or part of your investment.

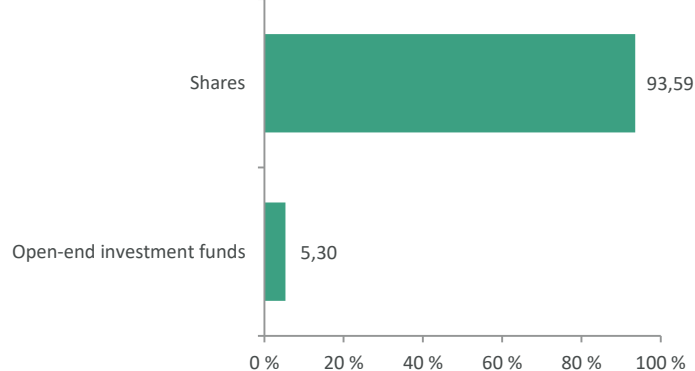
**Fund Performance**



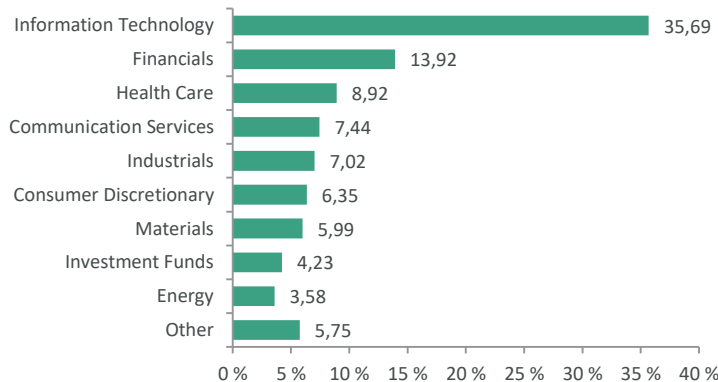
**Geographic allocation**



**Asset allocation**



**Sector allocation**



SAVA INFOND, DRUŽBA ZA UPRAVLJANJE, D.O.O.

Ulica Eve Lovše 7, 2000 Maribor

Tel: 02 229 74 40, Fax: 02 229 74 89; E: info@infond.si

PERFORMANCE - 1 YR

**+20,96%**

PERFORMANCE - 3 YR

**+49,57%**

PERFORMANCE - 5 YR

**+50,66%**

Infond Umbrella Fund

# Infond Globalni fleksibilni, mixed flexible subfund

**Investment policy**

Infond Globalni fleksibilni is global mix flexible subfund of Infond Umbrella Funds. It invests in equities and bonds with neither geographical nor sectoral limitation. The investment objective of the subfund does not include promoting environmental or social characteristics or sustainable investments, nor does it consider the EU criteria for environmentally sustainable economic activities. The subfund avoids investments in activities deemed harmful to society, such as thermal coal, tobacco, and operations related to controversial weapons.

**Suitable for**

Infond Globalni fleksibilni is geared toward investors who are looking for a mixture of safety, income and capital appreciation. The recommended duration of an investment is at least five years.


**Top 10 Holdings as at 29.05.2026**

	ISIN	%
ALPHABET	US02079K3059	4,10
DEUTCHLAND - DBR 0	DE0001102549	3,65
POZAVAROVALNICA SAVA	SI0021110513	3,50
NVIDIA	US67066G1040	3,39
NETHERLANDS GOVERNMENT - NETHER 0	NL0015000B11	3,11
KINGDOM OF SPAIN - SPGB 3.15	ES0000012067	3,06
REPUBLIC OF ITALY - BTPS 2.45	IT0005240350	2,93
FRANCE - FRTR 4.5	FR0010773192	2,92
ROMANIA - ROMANI 5.625	XS2770921315	2,86
BROADCOM	US11135F1012	2,70

**Fund overview as at 29.05.2026**

Investment policy	SI0021401128
Net asset value (NAV)	€18,55
Total Net Assets (EUR)	39.025.675 €
Initial charge	max. 3%
Redemption fee	0%
Management fee	2,00%
Inception date	26.09.2008

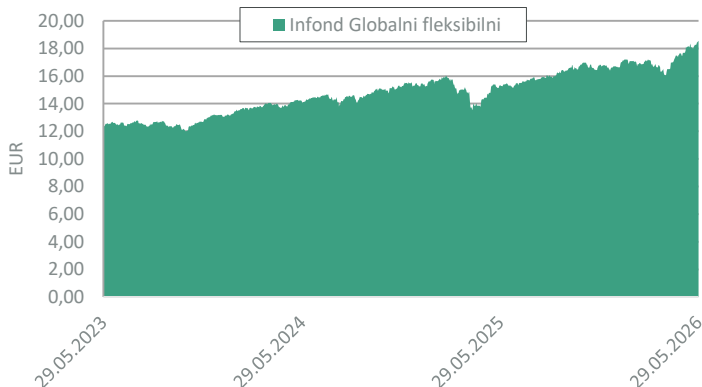
**The summary risk indicator**



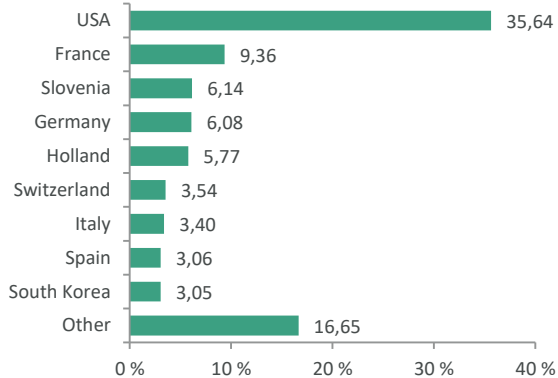
The risk indicator is based on the assumption that investor holds the fund for at least 5 years. The summary risk indicator is a guide to the level of risk of this product compared to other products. It shows how likely it is that the product will lose money because of movements in the markets or because we are not able to pay you.

We have classified the fund as 3 out of 7, which is a medium-low risk class. The summary risk indicator is based on an estimate of the magnitude of fluctuations in the value of the asset unit. Depending on the fund's operations in the future, the summary risk indicator may change. The lowest category does not mean a risk-free investment. The Fund does not use any protection for future market performance, so you may lose all or part of your investment.

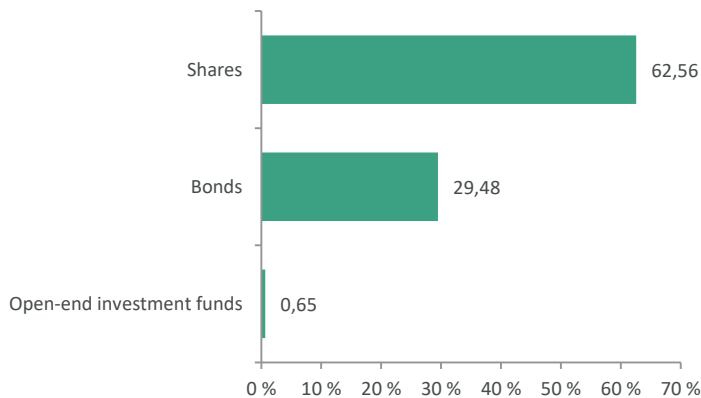
**Fund Performance**



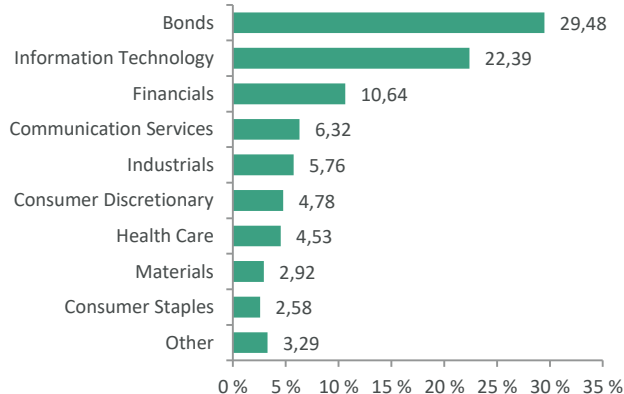
**Geographic allocation**



**Asset allocation**



**Sector allocation**



SAVA INFOND, DRUŽBA ZA UPRAVLJANJE, D.O.O.

Ulica Eve Lovše 7, 2000 Maribor

Tel: 02 229 74 40, Fax: 02 229 74 89; E: info@infond.si

PERFORMANCE - 1 YR

**+15,83%**

PERFORMANCE - 3 YR

**+40,03%**

PERFORMANCE - 5 YR

**+35,03%**

Infond Umbrella Fund

# Infond Globalni uravnoreženi, mixed subfund

## Investment policy

Infond Globalni uravnoreženi is the global balanced mixed subfund of the Infond Umbrella Fund. It invests between 35% and 65% of assets in shares and unites of equity target funds without regional or sectoral limitation.

As a product aligned with Article 8 of the SFDR Regulation, it promotes environmental and social characteristics, considering that the companies it invests in adhere to good governance practices. The subfund is not obligated to invest in sustainable investments under the SFDR and will not include investments that consider the EU criteria for environmentally sustainable economic activities.

## Suitable for

As a mixed subfund, Infond Globalni uravnoreženi is geared toward investors who are looking for a mixture of safety, income and modest capital appreciation. The recommended duration of an investment is at least five years.

## Top 10 Holdings as at 29.05.2026

	ISIN	%
ALPHABET	US02079K3059	4,68
NVIDIA	US67066G1040	4,14
BROADCOM	US11135F1012	2,92
NETHERLANDS GOVERNMENT - NETHER 0	NL0015000B11	2,41
DEUTCHLAND - DBR 0	DE0001102549	2,36
FRANCE - FRTR 4.5	FR0010773192	2,24
000660 KS	KR7000660001	2,23
KINGDOM OF SPAIN - SPGB 3.15	ES0000012067	2,17
ARISTA NETWORKS	US0404132054	2,12
MOL - MOLHB 1.5	XS2232045463	1,98

## Fund overview as at 29.05.2026

Investment policy	SI0021400161
Net asset value (NAV)	€114,76
Total Net Assets (EUR)	114.362.784 €
Initial charge	max. 3%
Redemption fee	0%
Management fee	2,00%
Inception date	01.03.1994

## The summary risk indicator

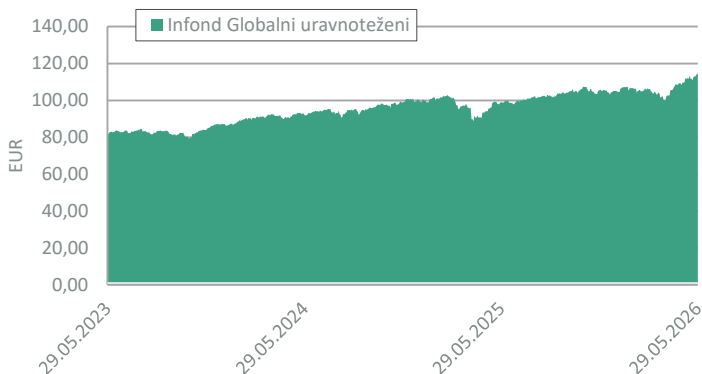


The risk indicator is based on the assumption that investor holds the fund for at least 5 years.

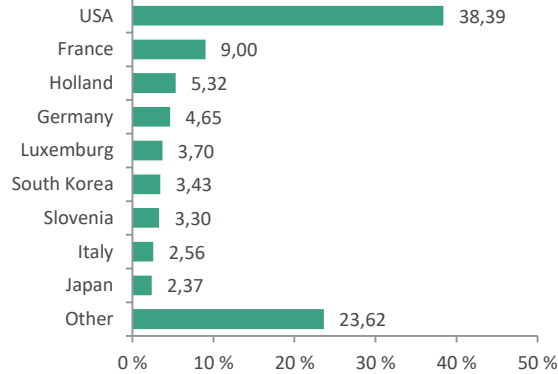
The summary risk indicator is a guide to the level of risk of this product compared to other products. It shows how likely it is that the product will lose money because of movements in the markets or because we are not able to pay you.

We have classified the fund as 3 out of 7, which is a medium-low risk class. The summary risk indicator is based on an estimate of the magnitude of fluctuations in the value of the asset unit. Depending on the fund's operations in the future, the summary risk indicator may change. The lowest category does not mean a risk-free investment. The Fund does not use any protection for future market performance, so you may lose all or part of your investment.

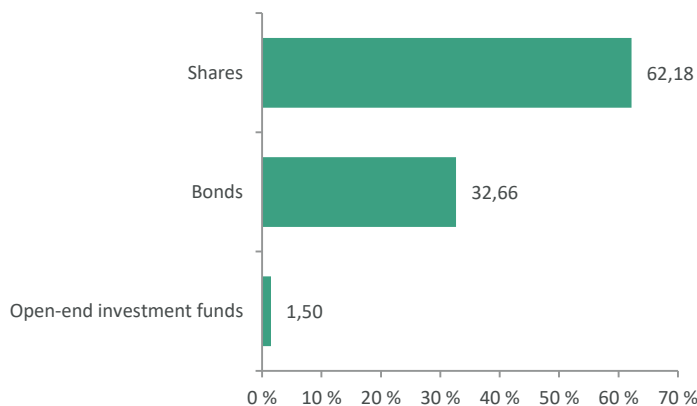
## Fund Performance



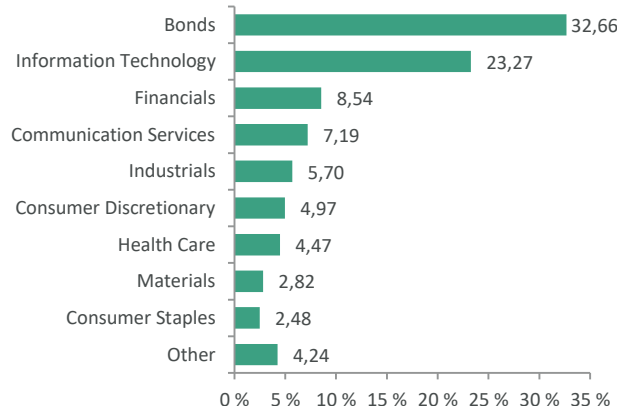
## Geographic allocation



## Asset allocation



## Sector allocation



SAVA INFOND, DRUŽBA ZA UPRAVLJANJE, D.O.O.

Ulica Eve Lovše 7, 2000 Maribor

Tel: 02 229 74 40, Fax: 02 229 74 89; E: info@infond.si

PERFORMANCE - 1 YR

**+3,63%**

PERFORMANCE - 3 YR

**+13,30%**

PERFORMANCE - 5 YR

**-23,10%**

Infond Umbrella Fund

# Infond Kitajska, equity subfund

**Investment policy**

Infond Kitajska, equity subfund of Infond Umbrella Fund, invests a minimum of 80% of its net assets in equities issued by companies of the subregion wider China (China, Hong Kong and Taiwan). The investment objective of the sub-fund does not include promoting environmental or social characteristics or sustainable investments, nor does it consider the EU criteria for environmentally sustainable economic activities. The sub-fund avoids investments in activities deemed harmful to society, such as thermal coal, tobacco, and operations related to controversial weapons.

**Suitable for**

The subfund is suitable for investors who are willing to assume higher risk and invest over the long term.


**Top 10 Holdings as at 29.05.2026**

	ISIN	%
LENOVO	HK0992009065	9,46
ALIBABA GROUP HOLDING	KYG017191142	7,24
TENCENT HOLDINGS	KYG875721634	7,07
CONTEMPORARY AMPEREX TECHNOLOGY	CNE100006WS8	5,28
BAIDU	KYG070341048	4,10
INNOVENT BIOLOGICS	KYG4818G1010	3,94
CHINA CONSTRUCTION BANK	CNE1000002H1	3,35
WUXI BIOLOGICS CAYMAN	KYG970081173	3,29
KNOWLEDGE ATLAS TECHNOLOGY	CNE100007DH9	3,14
XIAOMI	KYG9830T1067	3,04

**Fund overview as at 29.05.2026**

ISIN	S10021401433
Net asset value (NAV)	€11,80
Total Net Assets (EUR)	5.560.422 €
Initial charge	max. 3%
Redemption fee	0%
Management fee	2,25%
Inception date	16.07.2011

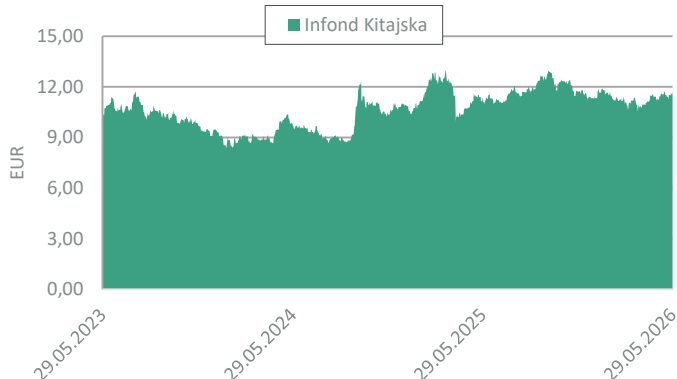
**The summary risk indicator**



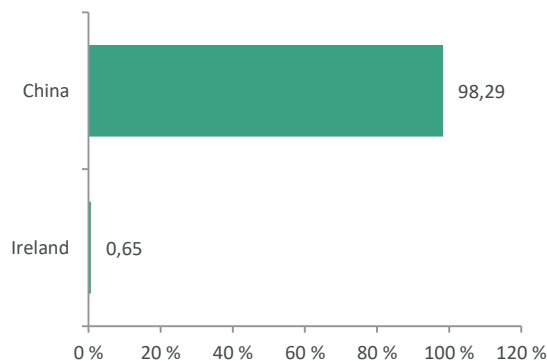
The risk indicator is based on the assumption that investor holds the fund for at least 5 years. The summary risk indicator is a guide to the level of risk of this product compared to other products. It shows how likely it is that the product will lose money because of movements in the markets or because we are not able to pay you.

We have classified the fund as 5 out of 7, which is a medium-high risk class. The summary risk indicator is based on an estimate of the magnitude of fluctuations in the value of the asset unit. Depending on the fund's operations in the future, the summary risk indicator may change. The lowest category does not mean a risk-free investment. The Fund does not use any protection for future market performance, so you may lose all or part of your investment.

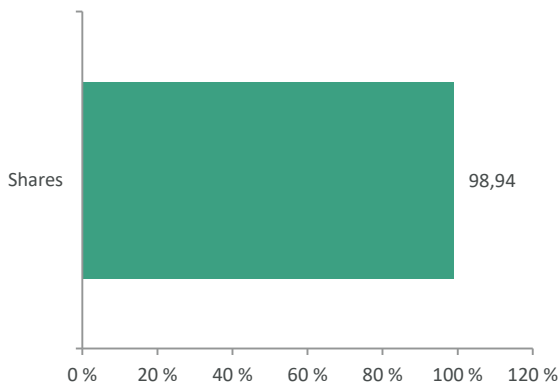
**Fund Performance**



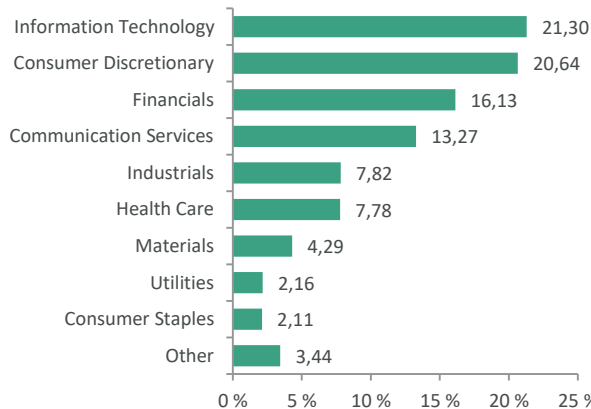
**Geographic allocation**



**Asset allocation**



**Sector allocation**



SAVA INFOND, DRUŽBA ZA UPRAVLJANJE, D.O.O.

Ulica Eve Lovše 7, 2000 Maribor

Tel: 02 229 74 40, Fax: 02 229 74 89; E: info@infond.si

PERFORMANCE - 1 YR

**+1,48%**

PERFORMANCE - 3 YR

**+8,90%**

PERFORMANCE - 5 YR

**+3,38%**

Infond Umbrella Fund

# Infond Kratkoročne obveznice - EUR, bond subfund

## Investment policy

Infond Kratkoročne obveznice - EUR invests a min. of 80% of its net assets in bonds, bond funds and debt securities with average modified duration of portfolio between 1 and 3 years. As a product aligned with Article 8 of the SFDR Regulation, it promotes environmental and social characteristics, considering that the companies it invests in adhere to good governance practices. The sub-fund is not obligated to invest in sustainable investments under the SFDR and will not include investments that consider the EU criteria for environmentally sustainable economic activities.

## Suitable for

Investors with low risk tolerance or risk averse investors. A typical investment in a short-term bond fund is at least 1 year.

## Top 10 Holdings as at 29.05.2026

	ISIN	%
BUNDESREPUB. DEUTSCHLAND - BKO 2.7	DE000BU22064	3,64
KINGDOM OF SPAIN - SPGB 5.9	ES00000123C7	3,01
DEUTSCHLAND - DBR 0.5	DE0001102440	2,97
KINGDOM OF THE NETHERLANDS - NETHER 0	NL0015031501	2,46
OESTERREICHISCHE KONTROLLBANK - OKB 3.125	XS2719102746	2,38
EU - EU 3.125	EU000A3K4EN5	2,23
REPUBLIC OF IRELAND - IRISH 1.1	IE00BH3SQ895	2,22
ELECTRICITE DE FRANCE - EDF 3.75	FR001400M9L7	2,16
KINGDOM OF SPAIN - SPGB 1.45	ES0000012A89	2,12
KINGDOM OF THE NETHERLANDS - NETHER 0.75	NL0012818504	2,08

## Fund overview as at 29.05.2026

ISIN	SI0021401532
Net asset value (NAV)	€12,96
Total Net Assets (EUR)	140.287.440 €
Initial charge	max. 1,5%
Redemption fee	0%
Management fee	0,40%
Inception date	16.10.2013

## The summary risk indicator

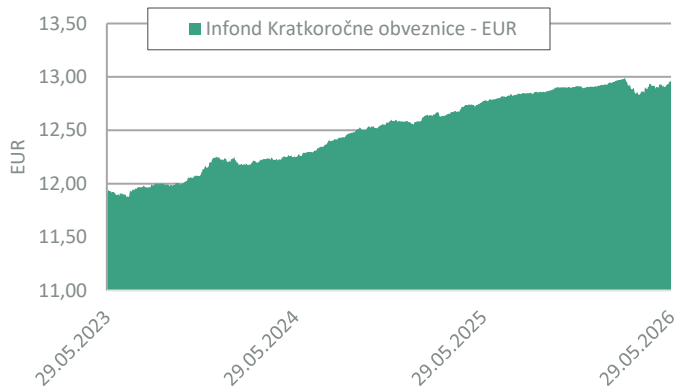


The risk indicator is based on the assumption that investor holds the fund for at least 1 year.

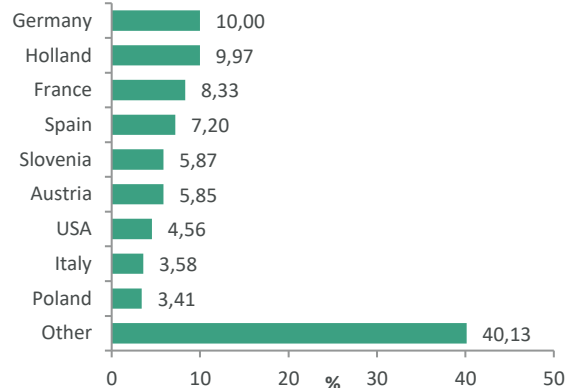
The summary risk indicator is a guide to the level of risk of this product compared to other products. It shows how likely it is that the product will lose money because of movements in the markets or because we are not able to pay you.

We have classified the fund as 2 out of 7, which is a low risk class. The summary risk indicator is based on an estimate of the magnitude of fluctuations in the value of the asset unit. Depending on the fund's operations in the future, the summary risk indicator may change. The lowest category does not mean a risk-free investment. The Fund does not use any protection for future market performance, so you may lose all or part of your investment.

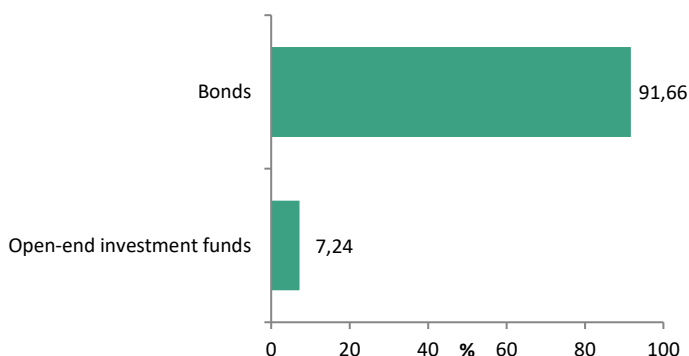
## Fund Performance



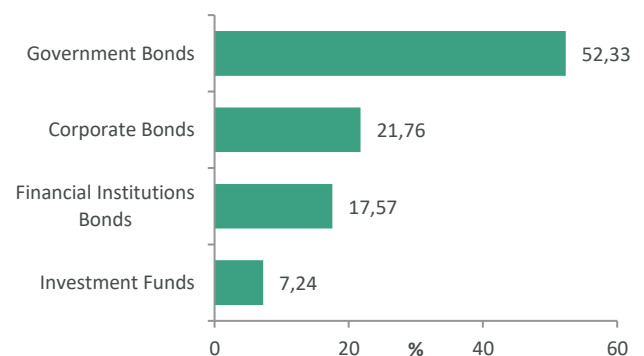
## Geographic allocation



## Asset allocation



## Sector allocation



SAVA INFOND, DRUŽBA ZA UPRAVLJANJE, D.O.O.

Ulica Eve Lovše 7, 2000 Maribor

Tel: 02 229 74 40, Fax: 02 229 74 89; E: info@infond.si

PERFORMANCE - 1 YR

**+58,14%**

PERFORMANCE - 3 YR

**+113,72%**

PERFORMANCE - 5 YR

**+44,05%**

Infond Umbrella Fund

# Infond Megatrendi, equity subfund

**Investment policy**

Infond Megatrendi, the equity subfund of the Infond Umbrella Fund, invests in shares of companies whose products and services are part of structural changes in society, the environment, technology and demography (megatrends).

The investment objective of the sub-fund does not include promoting environmental or social characteristics or sustainable investments, nor does it consider the EU criteria for environmentally sustainable economic activities. The sub-fund avoids investments in activities deemed harmful to society, such as thermal coal, tobacco, and operations related to controversial weapons.

**Suitable for**

The subfund is suitable for investors who are willing to assume higher risk and invest over the long term.


**Top 10 Holdings as at 29.05.2026**

	ISIN	%
MICRON TECHNOLOGY	US5951121038	7,11
TAIWAN SEMICONDUCTOR	US8740391003	4,68
MARA HOLDINGS	US5657881067	4,33
NVIDIA	US67066G1040	4,09
LAM RESEARCH	US5128073062	4,04
ASML HOLDING	NL0010273215	3,82
LEMONADE	US52567D1072	3,62
APPLOVIN	US03831W1080	3,56
UNITEDHEALTH	US91324P1021	3,44
POWELL INDUSTRIES	US7391281067	3,31

**Fund overview as at 29.05.2026**

ISIN	SI0021401219
Net asset value (NAV)	€2,90
Total Net Assets (EUR)	19.945.890 €
Initial charge	max. 3%
Redemption fee	0%
Management fee	2,25%
Inception date	20.06.2008

**The summary risk indicator**

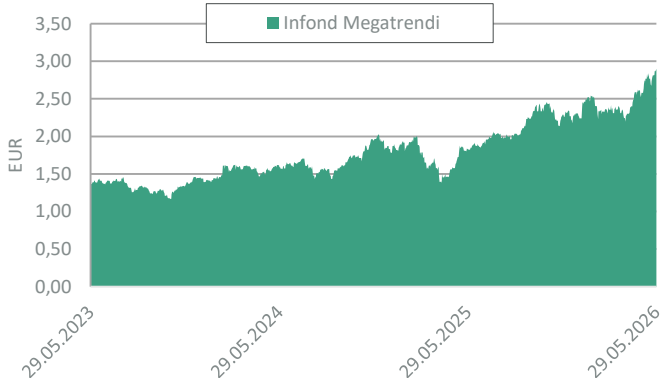


The risk indicator is based on the assumption that investor holds the fund for at least 5 years.

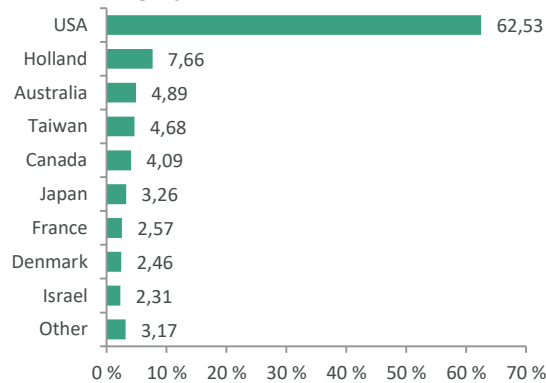
The summary risk indicator is a guide to the level of risk of this product compared to other products. It shows how likely it is that the product will lose money because of movements in the markets or because we are not able to pay you.

We have classified the fund as 5 out of 7, which is a medium-high risk class. The summary risk indicator is based on an estimate of the magnitude of fluctuations in the value of the asset unit. Depending on the fund's operations in the future, the summary risk indicator may change. The lowest category does not mean a risk-free investment. The Fund does not use any protection for future market performance, so you may lose all or part of your investment.

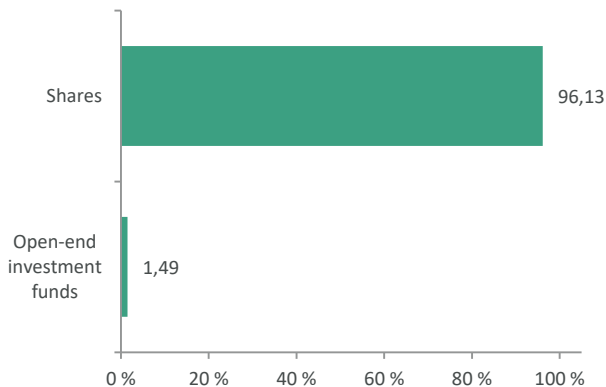
**Fund Performance**



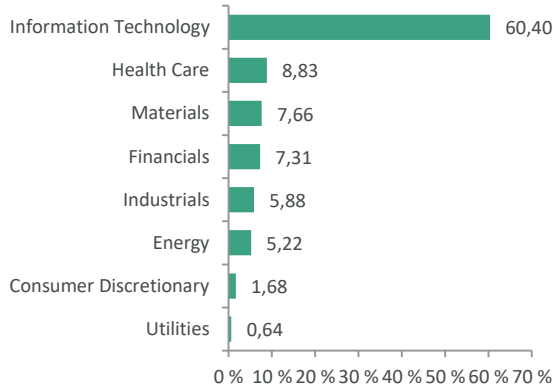
**Geographic allocation**



**Asset allocation**



**Sector allocation**



SAVA INFOND, DRUŽBA ZA UPRAVLJANJE, D.O.O.

Ulica Eve Lovše 7, 2000 Maribor

Tel: 02 229 74 40, Fax: 02 229 74 89; E: info@infond.si

PERFORMANCE - 1 YR

**+14,07%**

PERFORMANCE - 3 YR

**+37,94%**

PERFORMANCE - 5 YR

**+41,91%**

Infond Umbrella Fund

# Infond Naložbeni cilj 2040, target date subfund

### Investment policy

A professionally managed, well-diversified investment portfolio in a single fund. Infond Naložbeni cilj 2040 allocates assets among equity, bond and money market instruments based on its investment strategy.

The investment objective of the subfund does not include promoting environmental or social characteristics or sustainable investments, nor does it consider the EU criteria for environmentally sustainable economic activities. The subfund avoids investments in activities deemed harmful to society, such as thermal coal, tobacco, and operations related to controversial weapons.

### Suitable for

Above all for investors with financial goal targeted around year 2040. On basis of its investment policy the subfund will gradually turn from predominantly equity to predominantly bond subfund as approaching year 2040.

### Top 10 Holdings as at 29.05.2026

		%
SPDR BLOOMBERG BARCLAYS 1-3	IE00B6YX5F63	4,09
ISHARES CORE EURO GOVERNMENT BOND	IE00B4WXJJ64	4,00
NVIDIA	US67066G1040	3,94
ISHARES EURO AGGREGATE BOND ESG SRI UCITS ETF	IE00B3DKXQ41	3,82
ISHARES EURO CORPORATE BOND EX-FINANCIALS	IE00B4L5ZG21	3,65
TAIWAN SEMICONDUCTOR	US8740391003	2,95
JPMORGAN EUR ULTRA-SHORT INCOME	IE00BD9MMF62	2,81
ISHARES EUR HIGH YIELD CORP	IE00B66F4759	2,71
MICROSOFT	US5949181045	2,70
AMAZON	US0231351067	2,43

### ISIN

ISIN	SI0021401672
Net asset value (NAV)	€19,07
Total Net Assets (EUR)	6.450.175 €
Initial charge	0%
Redemption fee	3% in first 3 years
Management fee	descending from 1.75% to 0,50%
Inception date	09.01.2017

### Fund overview as at 29.05.2026

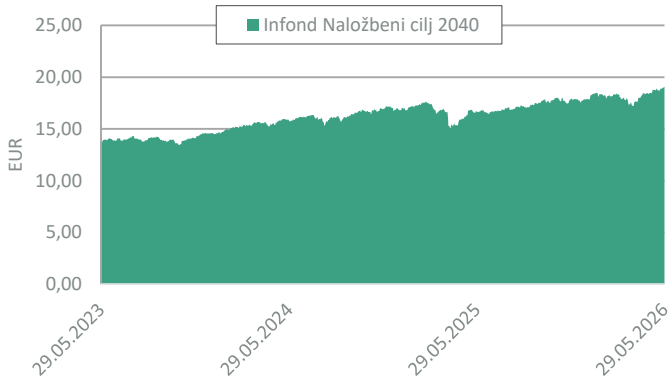
### The summary risk indicator



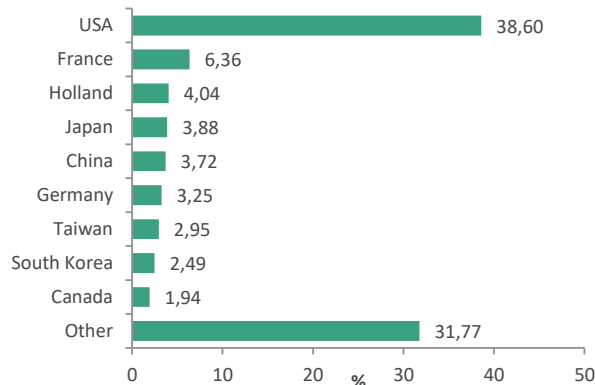
The risk indicator is based on the assumption that investor holds the fund for at least 3 years. The summary risk indicator is a guide to the level of risk of this product compared to other products. It shows how likely it is that the product will lose money because of movements in the markets or because we are not able to pay you.

We have classified the fund as 4 out of 7, which is a medium risk class. The summary risk indicator is based on an estimate of the magnitude of fluctuations in the value of the asset unit. Depending on the fund's operations in the future, the summary risk indicator may change. The lowest category does not mean a risk-free investment. The Fund does not use any protection for future market performance, so you may lose all or part of your investment.

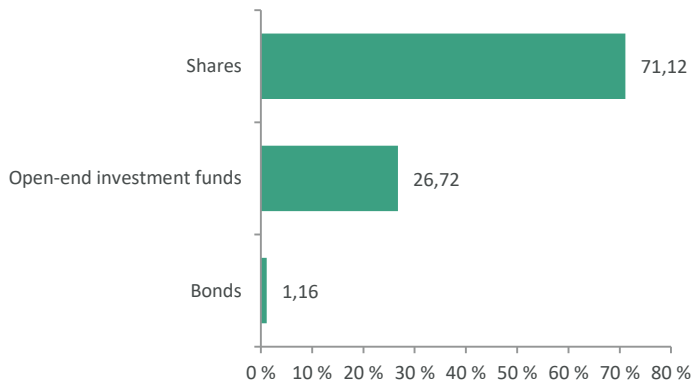
### Fund Performance



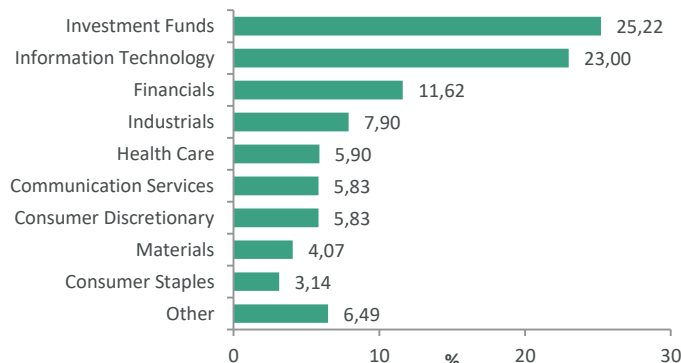
### Geographic allocation



### Asset allocation



### Sector allocation



SAVA INFOND, DRUŽBA ZA UPRAVLJANJE, D.O.O.

Ulica Eve Lovše 7, 2000 Maribor

Tel: 02 229 74 40, Fax: 02 229 74 89; E: info@infond.si



PERFORMANCE - 1 YR

**+1,23%**

PERFORMANCE - 3 YR

**+6,89%**

PERFORMANCE - 5 YR

**-11,55%**

Infond Umbrella Fund

# Infond Obvezniški - EUR, bond subfund

## Investment policy

Infond Obvezniški - EUR, the bond subfund of Infond Umbrella Funds, invests a minimum of 80% of its net assets in bond funds and debt securities of issuers anywhere in the world, at least 70% are nominated in EURO.

As a product aligned with Article 8 of the SFDR Regulation, it promotes environmental and social characteristics, considering that the companies it invests in adhere to good governance practices. The sub-fund is not obligated to invest in sustainable investments under the SFDR and will not include investments that consider the EU criteria for environmentally sustainable economic activities.

## Suitable for

Investors with low risk tolerance or risk averse investors.


## Top 10 Holdings as at 29.05.2026

	ISIN	%
REPUBLIKA SLOVENIJA - SLOREP 1.5	SI0002103487	5,07
REPUBLIC OF ITALY - BTPS 4.05	IT0005596470	5,05
BELGIUM KINGDOM - BGB 0.35	BE0000354630	4,59
EFSF - EFSF 3.375	EU000A1G0AT6	4,50
KINGDOM OF SPAIN - SPGB 3.15	ES0000012067	4,43
FRANCE - FRTR 3.2	FR001400X8V5	4,36
DEUTCHLAND - DBR 0	DE0001102549	3,99
BUNDESREPUB. DEUTSCHLAND - DBR 4	DE0001135275	3,94
REPUBLIC OF ITALY - BTPS 2.45	IT0005240350	3,81
NETHERLANDS GOVERNMENT - NETHER 0	NL0015000B11	3,70

## Fund overview as at 29.05.2026

ISIN	SI0021401318
Net asset value (NAV)	€12,21
Total Net Assets (EUR)	11.228.662 €
Initial charge	max. 1,5%
Redemption fee	0%
Management fee	1,10%
Inception date	14.08.2010

## The summary risk indicator

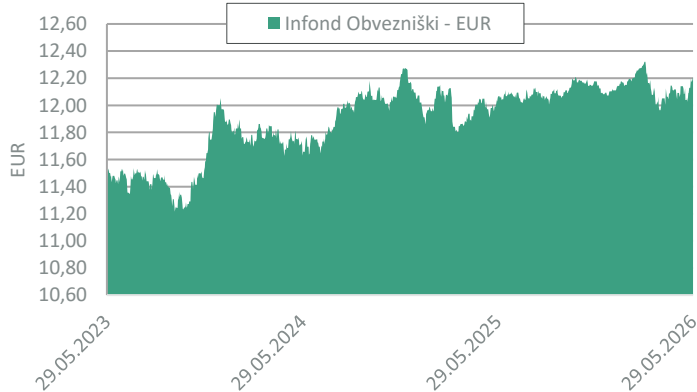


The risk indicator is based on the assumption that investor holds the fund for at least 3 years.

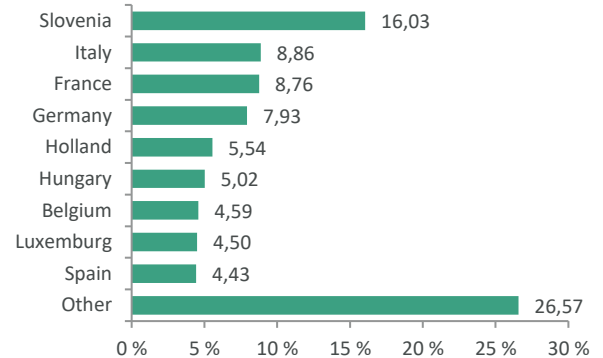
The summary risk indicator is a guide to the level of risk of this product compared to other products. It shows how likely it is that the product will lose money because of movements in the markets or because we are not able to pay you.

We have classified the fund as 2 out of 7, which is a low risk class. The summary risk indicator is based on an estimate of the magnitude of fluctuations in the value of the asset unit. Depending on the fund's operations in the future, the summary risk indicator may change. The lowest category does not mean a risk-free investment. The Fund does not use any protection for future market performance, so you may lose all or part of your investment.

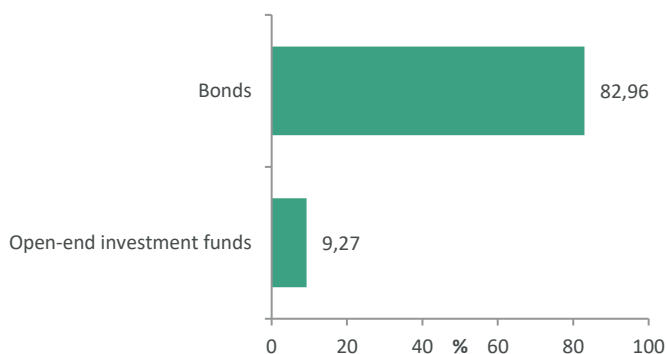
## Fund Performance



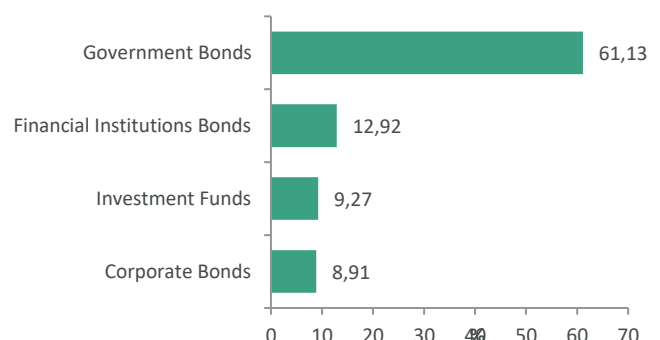
## Geographic allocation



## Asset allocation



## Sector allocation



SAVA INFOND, DRUŽBA ZA UPRAVLJANJE, D.O.O.

Ulica Eve Lovše 7, 2000 Maribor

Tel: 02 229 74 40, Fax: 02 229 74 89; E: info@infond.si

PERFORMANCE - 1 YR

**+17,23%**

PERFORMANCE - 3 YR

**+45,72%**

PERFORMANCE - 5 YR

**+52,14%**

Infond Umbrella Fund

# Infond Razviti trgi, developed markets equity subfund

**Investment policy**

Infond Razviti trgi is an equity subfund of the Infond Umbrella Fund. It invests a minimum of 80% of its net assets in equities issued by companies anywhere in the developed world with no sectoral limitation.

As a product aligned with Article 8 of the SFDR Regulation, it promotes environmental and social characteristics, considering that the companies it invests in adhere to good governance practices. The sub-fund is not obligated to invest in sustainable investments under the SFDR and will not include investments that consider the EU criteria for environmentally sustainable economic activities.

**Suitable for**

The subfund is suitable for investors who are willing to assume higher risk and invest over the long term.

**Top 10 Holdings as at 29.05.2026**

	ISIN	%
NVIDIA	US67066G1040	5,40
ALPHABET	US02079K3059	4,47
APPLE	US0378331005	4,01
AMAZON	US0231351067	3,87
MICROSOFT	US5949181045	3,85
BROADCOM	US11135F1012	3,73
MICRON TECHNOLOGY	US5951121038	2,87
ARISTA NETWORKS	US0404132054	2,20
ISHARES MSCI CANADA ETF	US4642865095	2,14
JPMORGAN CHASE	US46625H1005	2,12

**Fund overview as at 29.05.2026**

ISIN	SI0021400179
Net asset value (NAV)	€23,39
Total Net Assets (EUR)	133.612.357 €
Initial charge	max. 3%
Redemption fee	0%
Management fee	2,25%
Inception date	01.09.2004

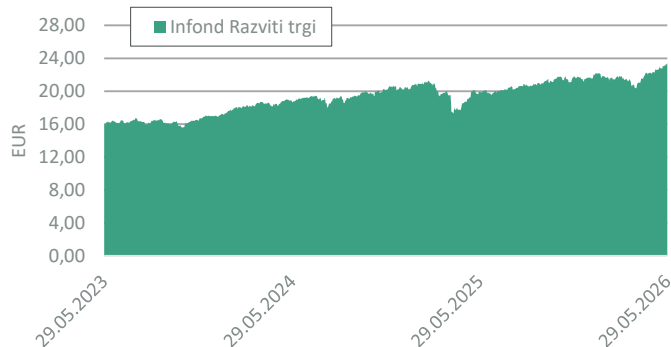
**The summary risk indicator**



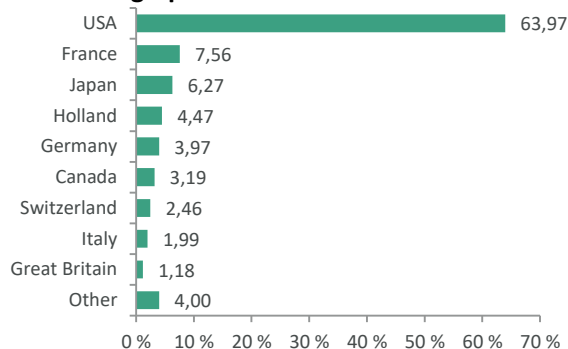
The risk indicator is based on the assumption that investor holds the fund for at least 5 years. The summary risk indicator is a guide to the level of risk of this product compared to other products. It shows how likely it is that the product will lose money because of movements in the markets or because we are not able to pay you.

We have classified the fund as 4 out of 7, which is a medium risk class. The summary risk indicator is based on an estimate of the magnitude of fluctuations in the value of the asset unit. Depending on the fund's operations in the future, the summary risk indicator may change. The lowest category does not mean a risk-free investment. The Fund does not use any protection for future market performance, so you may lose all or part of your investment.

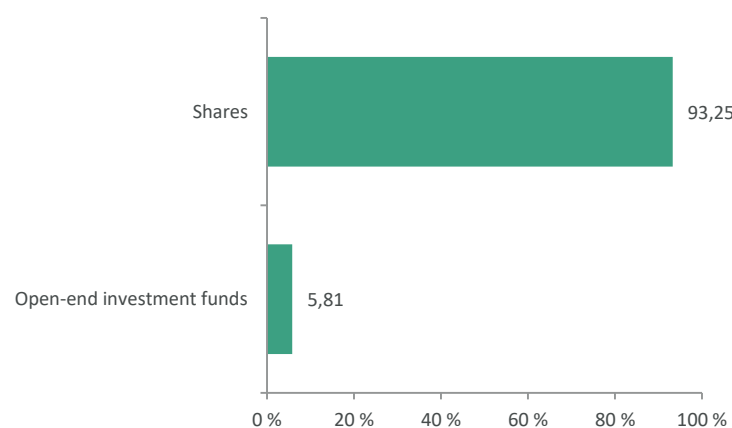
**Fund Performance**



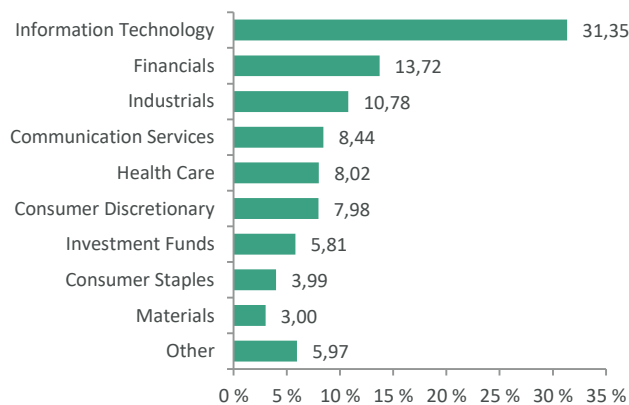
**Geographic allocation**



**Asset allocation**



**Sector allocation**



SAVA INFOND, DRUŽBA ZA UPRAVLJANJE, D.O.O.

Ulica Eve Lovše 7, 2000 Maribor

Tel: 02 229 74 40, Fax: 02 229 74 89; E: info@infond.si

PERFORMANCE - 1 YR

**+5,21%**

PERFORMANCE - 3 YR

**+28,29%**

PERFORMANCE - 5 YR

**+37,99%**

Infond Umbrella Fund

# Infond Select, developed market equity subfund

**Investment policy**

Infond Select is a global equity subfund of developed markets. The subfund has no sectoral limitation. Its assets are invested in a focused portfolio of between 25 and 40 high quality business that are potentially positioned for long-term growth.

As a product aligned with Article 8 of the SFDR Regulation, it promotes environmental and social characteristics, considering that the companies it invests in adhere to good governance practices. The sub-fund is not obligated to invest in sustainable investments under the SFDR and will not include investments that consider the EU criteria for environmentally sustainable economic activities.

**Suitable for**

The subfund is suitable for investors who are willing to assume higher risk and invest over the long term.

**Top 10 Holdings as at 29.05.2026**

	ISIN	%
ALPHABET	US02079K3059	7,40
AMAZON	US0231351067	6,93
NVIDIA	US67066G1040	6,77
BROADCOM	US11135F1012	5,95
MICROSOFT	US5949181045	5,38
META PLATFORMS INC	US30303M1027	4,86
APPLE	US0378331005	4,47
SCHNEIDER ELECTRIC	FR0000121972	4,13
HEINEKEN	NL0000009165	3,20
ASML HOLDING	NL0010273215	3,03

**Fund overview as at 29.05.2026**

ISIN	SI0021400344
Net asset value (NAV)	€28,66
Total Net Assets (EUR)	25.162.481 €
Initial charge	max. 3%
Redemption fee	0%
Management fee	2,25%
Inception date	01.08.2007

**The summary risk indicator**

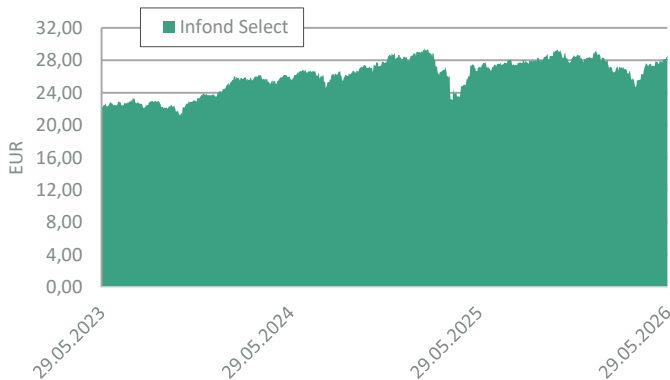


The risk indicator is based on the assumption that investor holds the fund for at least 5 years.

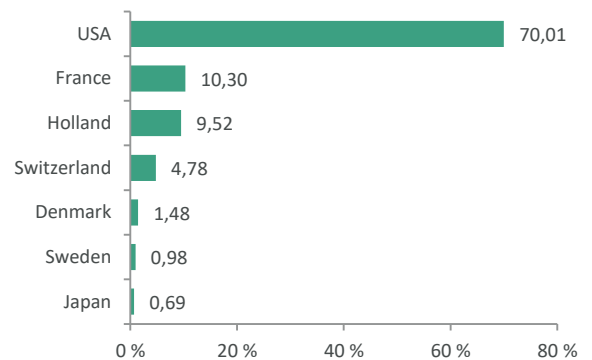
The summary risk indicator is a guide to the level of risk of this product compared to other products. It shows how likely it is that the product will lose money because of movements in the markets or because we are not able to pay you.

We have classified the fund as 4 out of 7, which is a medium risk class. The summary risk indicator is based on an estimate of the magnitude of fluctuations in the value of the asset unit. Depending on the fund's operations in the future, the summary risk indicator may change. The lowest category does not mean a risk-free investment. The Fund does not use any protection for future market performance, so you may lose all or part of your investment.

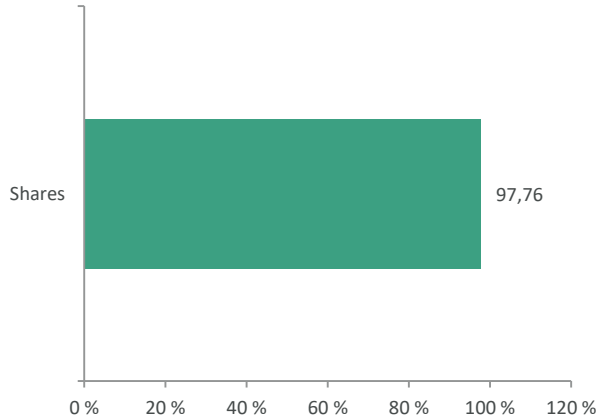
**Fund Performance**



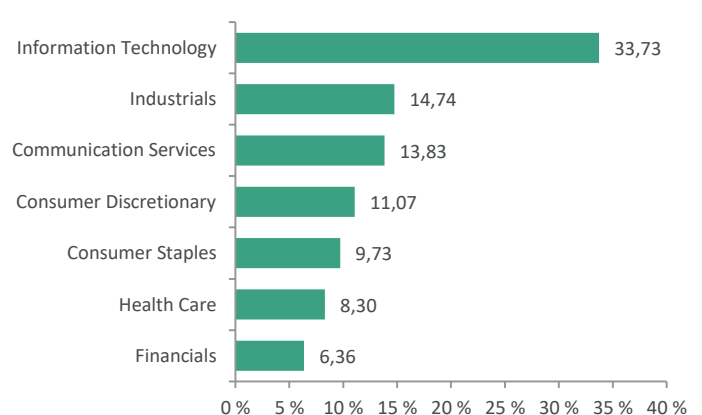
**Geographic allocation**



**Asset allocation**



**Sector allocation**



SAVA INFOND, DRUŽBA ZA UPRAVLJANJE, D.O.O.

Ulica Eve Lovše 7, 2000 Maribor

Tel: 02 229 74 40, Fax: 02 229 74 89; E: info@infond.si

PERFORMANCE - 1 YR

**+48,15%**

PERFORMANCE - 3 YR

**+43,69%**

PERFORMANCE - 5 YR

**+93,43%**

Infond Umbrella Fund

# Infond Surovine in energija, equity subfund

### Investment policy

Infond Surovine in energija (Equity Subfund of Infond Umbrella Fund) invests primarily in common stocks and normally invests at least 80% of assets in securities of companies from sectors Energy and Materials, according to GICS classification.

The investment objective of the subfund does not include promoting environmental or social characteristics or sustainable investments, nor does it consider the EU criteria for environmentally sustainable economic activities. The subfund avoids investments in activities deemed harmful to society, such as thermal coal, tobacco, and operations related to controversial weapons.

### Suitable for

The subfund is suitable for investors who are willing to assume higher risk and invest over the long term.


### Top 10 Holdings as at 29.05.2026

	ISIN	%
EXXON MOBIL	US30231G1022	7,71
CAMECO	CA13321L1085	5,05
BARRICK MINING	CA06849F1080	4,90
CHEVRON	US1667641005	4,67
GLENCORE	JE00B4T3BW64	4,63
HEIDELBERG MATERIALS	DE0006047004	4,26
BHP GROUP	AU000000BHP4	4,24
RIO TINTO	GB0007188757	4,11
NEWMONT	US6516391066	3,86
LINDE	IE00059YS762	3,82

### Fund overview as at 29.05.2026

ISIN	S10021400500
Net asset value (NAV)	€20,21
Total Net Assets (EUR)	13.424.540 €
Initial charge	max. 3%
Redemption fee	0%
Management fee	2,25%
Inception date	03.10.2005

### The summary risk indicator

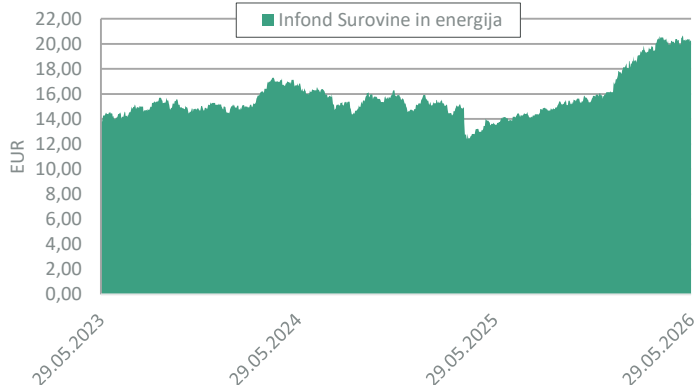


The risk indicator is based on the assumption that investor holds the fund for at least 5 years.

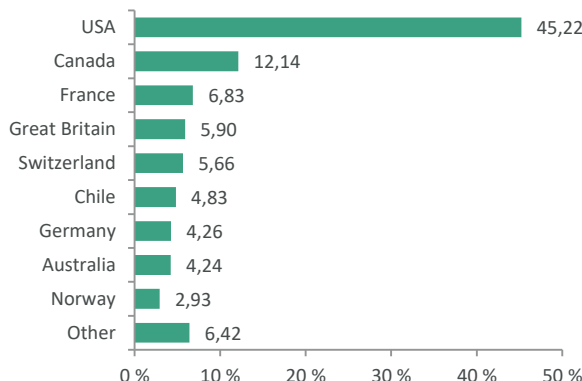
The summary risk indicator is a guide to the level of risk of this product compared to other products. It shows how likely it is that the product will lose money because of movements in the markets or because we are not able to pay you.

We have classified the fund as 5 out of 7, which is the medium-high risk class. The summary risk indicator is based on an estimate of the magnitude of fluctuations in the value of the asset unit. Depending on the fund's operations in the future, the summary risk indicator may change. The lowest category does not mean a risk-free investment. The Fund does not use any protection for future market performance, so you may lose all or part of your investment.

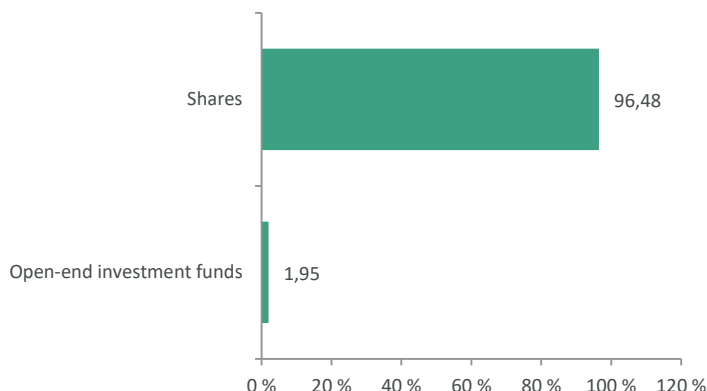
### Fund Performance



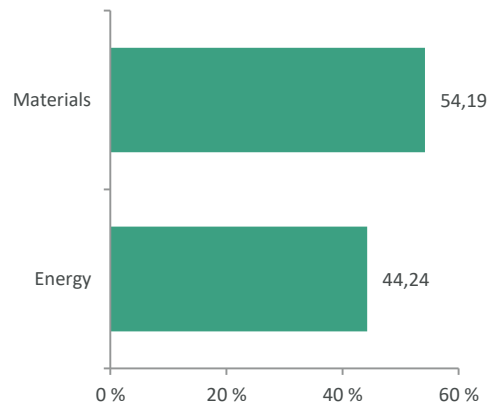
### Geographic allocation



### Asset allocation



### Sector allocation



SAVA INFOND, DRUŽBA ZA UPRAVLJANJE, D.O.O.

Ulica Eve Lovše 7, 2000 Maribor

Tel: 02 229 74 40, Fax: 02 229 74 89; E: info@infond.si

PERFORMANCE - 1 YR

**+52,88%**

PERFORMANCE - 3 YR

**+125,39%**

PERFORMANCE - 5 YR

**+157,25%**

Infond Umbrella Fund

# Infond Tehnologija, equity subfund

### Investment policy

Infond Tehnologija, the equity subfund of the Infond Umbrella Fund, invests primarily in equities of companies from IT and IT related companies without geographical limitation. As a product aligned with Article 8 of the SFDR Regulation, it promotes environmental and social characteristics, considering that the companies it invests in adhere to good governance practices. The sub-fund is not obligated to invest in sustainable investments under the SFDR and will not include investments that consider the EU criteria for environmentally sustainable economic activities.

### Suitable for

The subfund is suitable for investors who are willing to assume higher risk and invest over the long term.


### Top 10 Holdings as at 29.05.2026

	ISIN	%
BROADCOM	US11135F1012	8,58
ALPHABET	US02079K3059	7,88
ARISTA NETWORKS	US0404132054	7,79
NVIDIA	US67066G1040	7,56
ASML HOLDING	NL0010273215	4,42
TAIWAN SEMICONDUCTOR	US8740391003	4,17
SAMSUNG	US7960508882	4,10
AMAZON	US0231351067	3,82
LAM RESEARCH	US5128073062	3,52
MICRON TECHNOLOGY	US5951121038	3,43

### Fund overview as at 29.05.2026

ISIN	S10021400914
Net asset value (NAV)	€220,54
Total Net Assets (EUR)	372.237.592 €
Initial charge	max. 3%
Redemption fee	0%
Management fee	2,25%
Inception date	01.10.2007

### The summary risk indicator

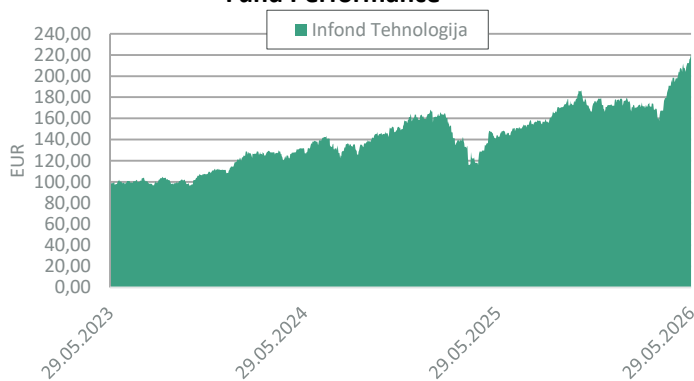


The risk indicator is based on the assumption that investor holds the fund for at least 5 years.

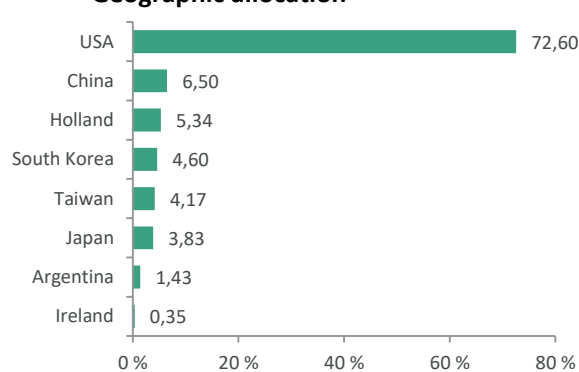
The summary risk indicator is a guide to the level of risk of this product compared to other products. It shows how likely it is that the product will lose money because of movements in the markets or because we are not able to pay you.

We have classified the fund as 5 out of 7, which is a medium-high risk class. The summary risk indicator is based on an estimate of the magnitude of fluctuations in the value of the asset unit. Depending on the fund's operations in the future, the summary risk indicator may change. The lowest category does not mean a risk-free investment. The Fund does not use any protection for future market performance, so you may lose all or part of your investment.

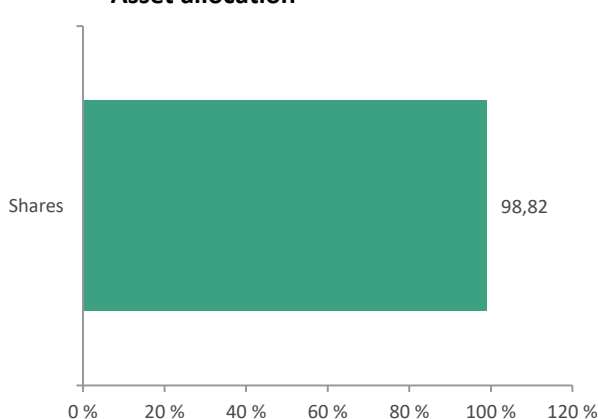
### Fund Performance



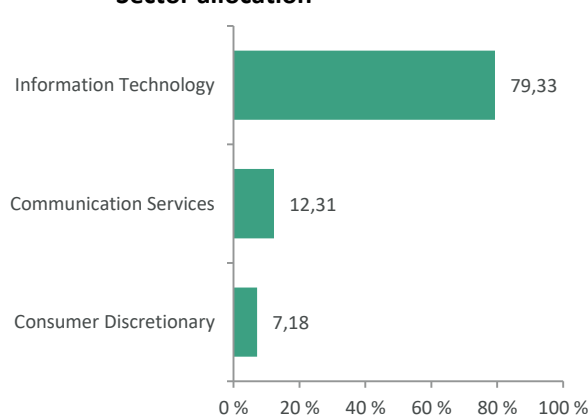
### Geographic allocation



### Asset allocation



### Sector allocation



SAVA INFOND, DRUŽBA ZA UPRAVLJANJE, D.O.O.

Ulica Eve Lovše 7, 2000 Maribor

Tel: 02 229 74 40, Fax: 02 229 74 89; E: info@infond.si

PERFORMANCE - 1 YR

**+40,53%**

PERFORMANCE - 3 YR

**+78,84%**

PERFORMANCE - 5 YR

**+40,60%**

Infond Umbrella Fund

# Infond Trgi v razvoju, equity subfund

### Investment policy

Infond Trgi v razvoju (Equity Subfund of Infond Umbrella Fund) invests primarily in equities of companies based in the Emerging markets, without sectoral limitation. The investment objective of the subfund does not include promoting environmental or social characteristics or sustainable investments, nor does it consider the EU criteria for environmentally sustainable economic activities. The subfund avoids investments in activities deemed harmful to society, such as thermal coal, tobacco, and operations related to controversial weapons.

### Suitable for

The subfund is suitable for investors who are willing to assume higher risk and invest over the long term.

### Top 10 Holdings as at 29.05.2026

	ISIN	%
000660 KS	KR7000660001	9,45
SAMSUNG	US7960508882	9,36
TAIWAN SEMICONDUCTOR	US8740391003	8,54
ISHARES MSCI TAIWAN INDEX FUND	US46434G7723	4,92
SOUTHERN COPPER CORPORATION	US84265V1052	2,77
TENCENT HOLDINGS	KYG875721634	2,56
NASPERS	ZAE000351946	2,22
ALIBABA GROUP HOLDING	KYG017191142	2,21
MERCADOLIBRE	US58733R1023	2,16
ICICI BANK	US45104G1040	1,97

### Fund overview as at 29.05.2026

ISIN	S10021400518
Net asset value (NAV)	€42,22
Total Net Assets (EUR)	53.852.640 €
Initial charge	max. 3%
Redemption fee	0%
Management fee	2,25%
Inception date	03.10.2005

### The summary risk indicator

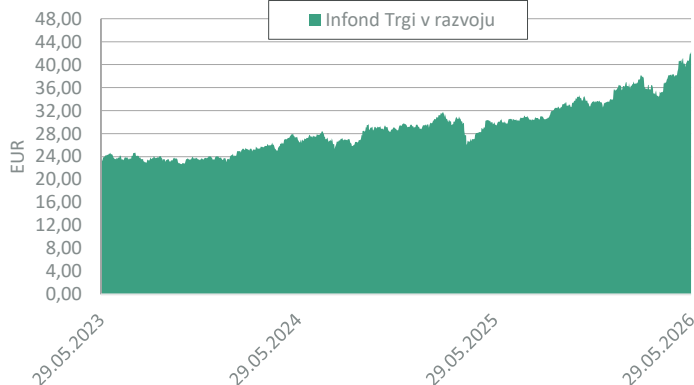


The risk indicator is based on the assumption that investor holds the fund for at least 5 years.

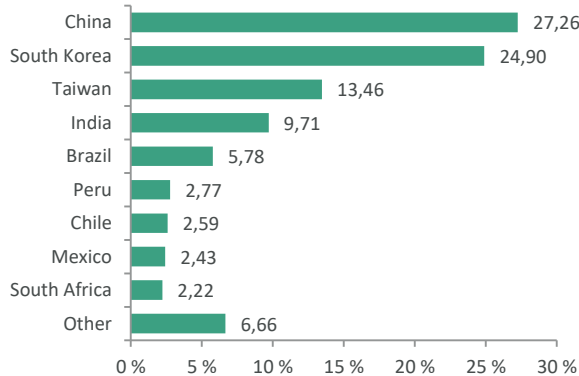
The summary risk indicator is a guide to the level of risk of this product compared to other products. It shows how likely it is that the product will lose money because of movements in the markets or because we are not able to pay you.

We have classified the fund as 4 out of 7, which is a medium risk class. The summary risk indicator is based on an estimate of the magnitude of fluctuations in the value of the asset unit. Depending on the fund's operations in the future, the summary risk indicator may change. The lowest category does not mean a risk-free investment. The Fund does not use any protection for future market performance, so you may lose all or part of your investment.

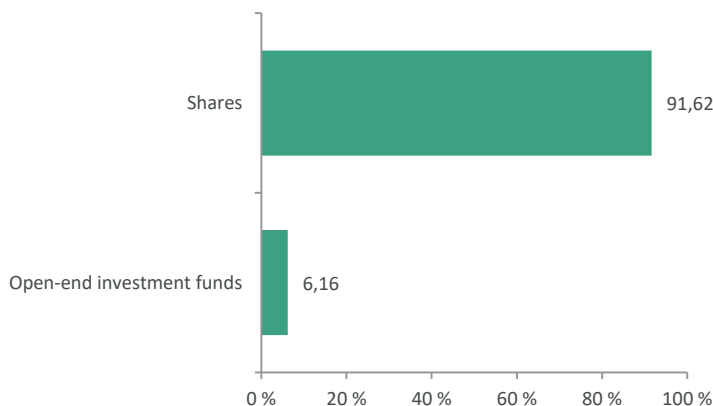
### Fund Performance



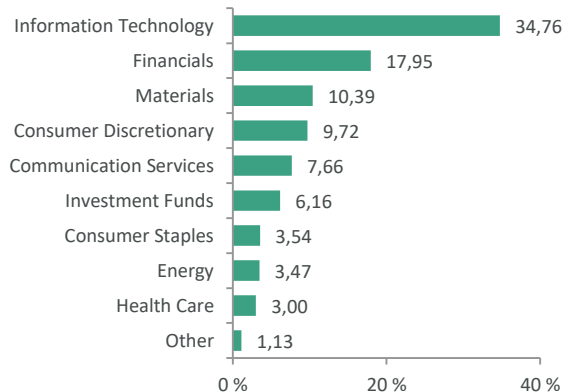
### Geographic allocation



### Asset allocation



### Sector allocation



SAVA INFOND, DRUŽBA ZA UPRAVLJANJE, D.O.O.

Ulica Eve Lovše 7, 2000 Maribor

Tel: 02 229 74 40, Fax: 02 229 74 89; E: info@infond.si

PERFORMANCE - 1 YR

**+18,42%**

PERFORMANCE - 3 YR

**+51,50%**

PERFORMANCE - 5 YR

**+64,28%**

Infond Umbrella Fund

**Infond ZDA, equity subfund**

**Investment policy**

Infond ZDA invests mainly in the shares of companies with the registered office or predominant part of operations in United States of America. The fund has no sectoral limitation.

As a product aligned with Article 8 of the SFDR Regulation, it promotes environmental and social characteristics, considering that the companies it invests in adhere to good governance practices. The sub-fund is not obligated to invest in sustainable investments under the SFDR and will not include investments that consider the EU criteria for environmentally sustainable economic activities.

**Suitable for**

The subfund is suitable for investors who are willing to assume higher risk and invest over the long term.

**Top 10 Holdings as at 29.05.2026**

	ISIN	%
NVIDIA	US67066G1040	8,26
ALPHABET	US02079K3059	6,82
APPLE	US0378331005	5,84
AMAZON	US0231351067	5,66
MICROSOFT	US5949181045	5,27
BROADCOM	US11135F1012	3,80
APPLIED MATERIALS	US0382221051	2,79
META PLATFORMS INC	US30303M1027	2,73
GENERAL ELECTRIC	US3696043013	2,42
MICRON TECHNOLOGY	US5951121038	2,19

**Fund overview as at 29.05.2026**

ISIN	S10021400534
Net asset value (NAV)	€49,89
Total Net Assets (EUR)	25.097.971 €
Initial charge	max. 3%
Redemption fee	0%
Management fee	2,25%
Inception date	04.06.2007

**The summary risk indicator**

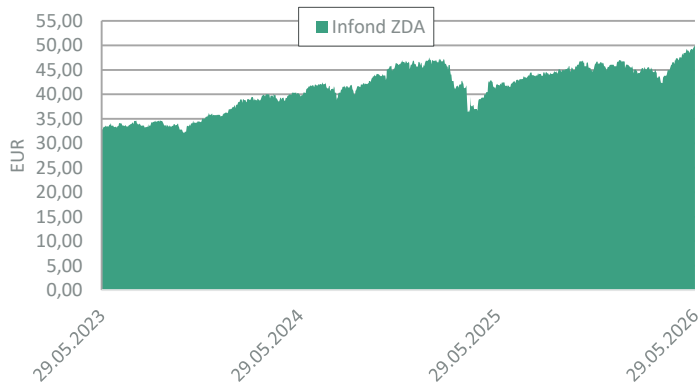


The risk indicator is based on the assumption that investor holds the fund for at least 5 years.

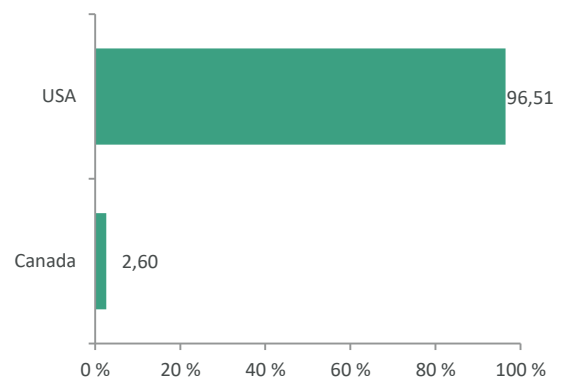
The summary risk indicator is a guide to the level of risk of this product compared to other products. It shows how likely it is that the product will lose money because of movements in the markets or because we are not able to pay you.

We have classified the fund as 4 out of 7, which is a medium risk class. The summary risk indicator is based on an estimate of the magnitude of fluctuations in the value of the asset unit. Depending on the fund's operations in the future, the summary risk indicator may change. The lowest category does not mean a risk-free investment. The Fund does not use any protection for future market performance, so you may lose all or part of your investment.

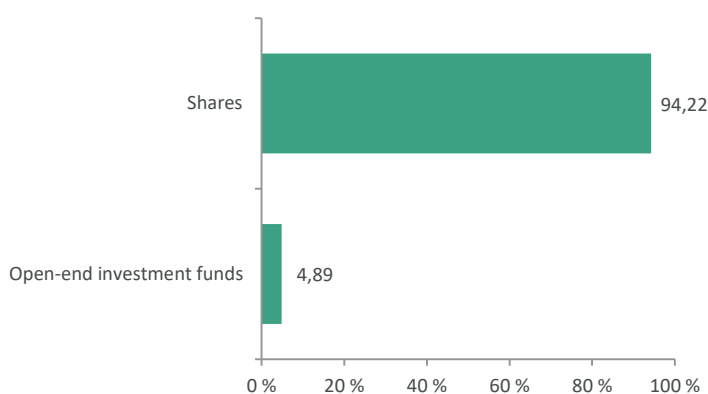
**Fund Performance**



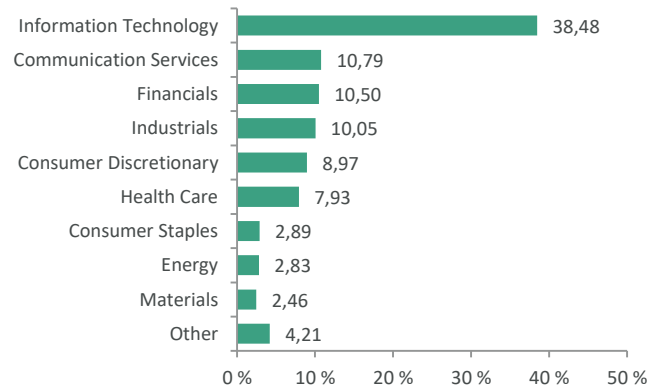
**Geographic allocation**



**Asset allocation**



**Sector allocation**



SAVA INFOND, DRUŽBA ZA UPRAVLJANJE, D.O.O.

Ulica Eve Lovše 7, 2000 Maribor

Tel: 02 229 74 40, Fax: 02 229 74 89; E: info@infond.si

PERFORMANCE - 1 YR

**+3,34%**

PERFORMANCE - 3 YR

**-1,62%**

PERFORMANCE - 5 YR

**+12,16%**

Infond Umbrella Fund

**Infond Zdravstvo**, equity subfund

**Investment policy**

Infond Zdravstvo, equity subfund of Infond Umbrella fund invests mainly in the shares of sectorally limited portfolios of companies from the Healthcare sector (pharmaceuticals and biotechnology, medical equipment industry...).

As a product aligned with Article 8 of the SFDR Regulation, it promotes environmental and social characteristics, considering that the companies it invests in adhere to good governance practices. The sub-fund is not obligated to invest in sustainable investments under the SFDR and will not include investments that consider the EU criteria for environmentally sustainable economic activities.

**Suitable for**

The subfund is suitable for investors who are willing to assume higher risk and invest over the long term.

**Top 10 Holdings as at 29.05.2026**

	ISIN	%
ELI LILY & CO	US5324571083	9,12
MERCK & CO	US58933Y1055	5,14
ABBVIE	US00287Y1091	4,81
ROCHE HOLDING	CH1499059983	4,79
ASTRAZENECA	GB0009895292	4,78
UNITEDHEALTH	US91324P1021	4,65
THERMO FISHER SCIENTIFIC	US8835561023	3,12
NOVARTIS	CH0012005267	3,12
ROYALTY PHARMA	GB00BMVP7Y09	2,96
JAZZ PHARMACEUTICALS	IE00B4Q5ZN47	2,80

**Fund overview as at 29.05.2026**

ISIN	S10021400526
Net asset value (NAV)	€42,23
Total Net Assets (EUR)	30.504.428 €
Initial charge	max. 3%
Redemption fee	0%
Management fee	2,25%
Inception date	04.06.2007

**The summary risk indicator**

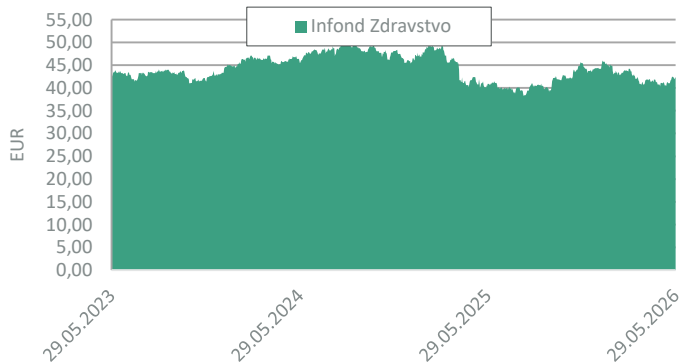


The risk indicator is based on the assumption that investor holds the fund for at least 5 years.

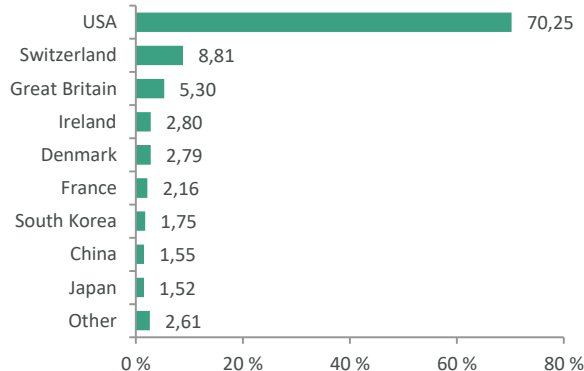
The summary risk indicator is a guide to the level of risk of this product compared to other products. It shows how likely it is that the product will lose money because of movements in the markets or because we are not able to pay you.

We have classified the fund as 4 out of 7, which is a medium risk class. The summary risk indicator is based on an estimate of the magnitude of fluctuations in the value of the asset unit. Depending on the fund's operations in the future, the summary risk indicator may change. The lowest category does not mean a risk-free investment. The Fund does not use any protection for future market performance, so you may lose all or part of your investment.

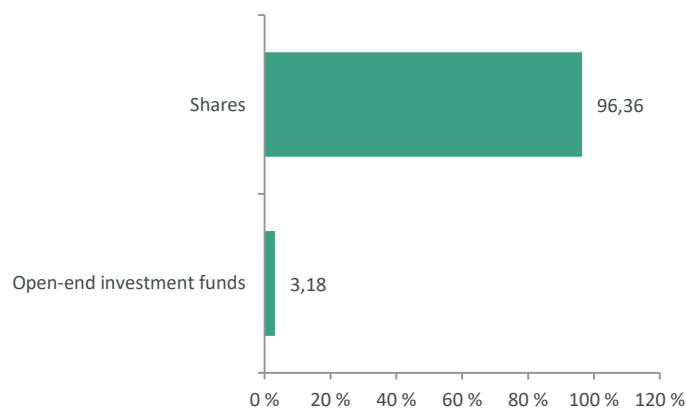
**Geographic allocation**



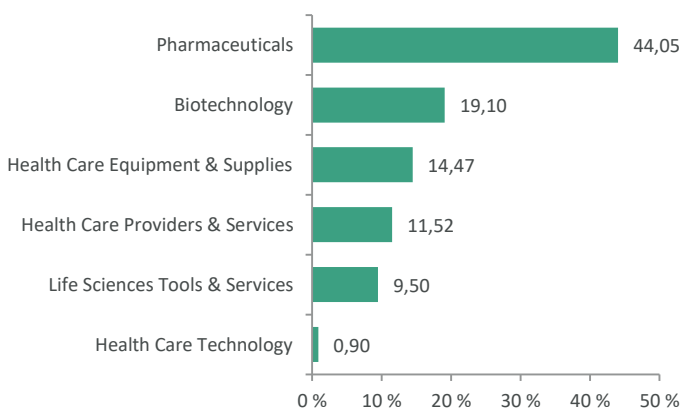
**Geographic allocation**



**Asset allocation**



**Sector allocation**



SAVA INFOND, DRUŽBA ZA UPRAVLJANJE, D.O.O.

Ulica Eve Lovše 7, 2000 Maribor

Tel: 02 229 74 40, Fax: 02 229 74 89; E: info@infond.si

Please refer to the Prospectus, including the management rules of the Infond Umbrella Fund, and the Key Investor Information Document of each subfund. All documents and information regarding the operations of the Infond Umbrella Fund subfunds are published on the website [www.infond.si](http://www.infond.si), under the presentation tabs of each individual subfund in Slovene language.

The subfunds included in the monthly report of the Infond Umbrella Fund are suitable for investors who plan to save in the fund for at least the recommended number of years, are willing to take on certain investment risks, and are aware of the possibility of loss of assets. The funds are intended for investors who have free financial resources and wish to diversify them into various forms of investments. Investors do not need specific knowledge and experience with mutual funds and financial markets to invest in the fund.

The subfunds of the Infond Umbrella Fund are actively managed. The performance is measured against the benchmark index, which is stated in the Key Investor Information Document of each subfund. The fund's investment portfolio is not constrained by the investment structure of the benchmark index, but part of the fund's investments often also constitute a part of the benchmark index.

Past performance does not predict future returns. The maximum entry fees can reach up to 3%, and the maximum exit fees up to 3%. The mentioned fees reduce the displayed return. Future performance is subject to taxation which depends on the personal situation of each investor, and which may change in the future. What you will get will vary depending on how the market performs and how long you keep the investment.

Sava Infond, družba za upravljanje, d.o.o., Ulica Eve Lovše 7, SI-2000 Maribor.

Tel.: +386 2 229 7440, Mail: [info\(at\)infond.si](mailto:info(at)infond.si), [www.infond.si](http://www.infond.si). Our languages of communication are Slovene, English and German.

